



US00D870442S

(12) **United States Design Patent** (10) **Patent No.:** **US D870,442 S**
Robusti (45) **Date of Patent:** **** Dec. 24, 2019**

(54) **SHOE**
(71) Applicant: **adidas AG**, Herzogenaurach (DE)
(72) Inventor: **George Alan Robusti**, Portland, OR (US)
(73) Assignee: **adidas AG**, Herzogenaurach (DE)
(**) Term: **15 Years**
(21) Appl. No.: **29/673,485**
(22) Filed: **Dec. 14, 2018**

D330,796 S 11/1992 Rogers et al.
D331,140 S 11/1992 Rogers et al.
D331,311 S 12/1992 Rogers et al.
D334,647 S 4/1993 Rogers et al.
D334,648 S 4/1993 Rogers et al.
D337,875 S * 8/1993 Peters D2/973
D429,413 S * 8/2000 Fogg D2/972
D440,759 S 4/2001 Zebe, Jr.
D459,868 S * 7/2002 McCourt D2/972
D460,252 S * 7/2002 Smith D2/972
D462,161 S 9/2002 Stubbs et al.
D481,853 S 11/2003 Challant
D486,301 S 2/2004 Koo
D523,221 S * 6/2006 Portzline D2/972
D523,624 S * 6/2006 Kuerbis D2/972
7,155,846 B2 * 1/2007 Alfaro A43B 1/0027
36/136
D636,592 S * 4/2011 Dekovic D2/972
D649,769 S * 12/2011 Thornhill D2/972
D667,621 S 9/2012 Portzline
D682,527 S * 5/2013 O'Shea D2/972

Related U.S. Application Data

(63) Continuation of application No. 29/616,793, filed on Sep. 8, 2017, now Pat. No. Des. 838,957.

(51) **LOC (12) Cl.** **02-04**

(52) **U.S. Cl.**
USPC **D2/969**; D2/972

(58) **Field of Classification Search**
USPC D2/896, 900, 902, 909-912, 929, 946, D2/969-974
CPC A43B 23/00; A43B 23/02; A43B 3/02; A43B 5/00
See application file for complete search history.

(56) **References Cited**

U.S. PATENT DOCUMENTS

4,413,431 A 11/1983 Cavanagh
D294,998 S 4/1988 Brown et al.
D298,982 S 12/1988 Lussier
D299,082 S 12/1988 McCrea
D313,305 S 1/1991 Quan et al.
D326,765 S 6/1992 Rogers et al.
D328,966 S 9/1992 Aveni
5,152,082 A * 10/1992 Culpepper A43B 7/14
36/114

Primary Examiner — Rashida C. Walshon
(74) *Attorney, Agent, or Firm* — Sterne, Kessler, Goldstein & Fox P.L.L.C.


(57) **CLAIM**

The ornamental design for a shoe, as shown and described.

DESCRIPTION

FIG. 1 is a top front perspective view of a shoe showing the claimed design;
FIG. 2 is a front view thereof;
FIG. 3 is a rear view thereof;
FIG. 4 is a left side view thereof;
FIG. 5 is a right side view thereof;
FIG. 6 is a top view thereof; and,
FIG. 7 is a bottom view thereof.
The broken lines in the figures show portions of the shoe that form no part of the claimed design.

1 Claim, 7 Drawing Sheets



(56)

References Cited

U.S. PATENT DOCUMENTS

| | | | |
|--------------|---------|---------------|-----------------------|
| D682,535 S | 5/2013 | Dekovic | |
| D683,947 S | 6/2013 | James | |
| D688,040 S | 8/2013 | Williams, Jr. | |
| D693,110 S * | 11/2013 | Miner | D2/972 |
| D737,563 S | 9/2015 | Link | |
| D768,374 S * | 10/2016 | Roulo | D2/972 |
| D773,167 S | 12/2016 | Shyllon | |
| D776,911 S | 1/2017 | Blauer | |
| D776,912 S | 1/2017 | Heinrich | |
| D783,263 S | 4/2017 | Goldstein | |
| D784,681 S | 4/2017 | Taylor | |
| D790,206 S | 6/2017 | O'Connor | |
| D792,065 S * | 7/2017 | Shyllon | A43B 1/0027 D2/946 |
| D805,759 S * | 12/2017 | Robusti | A43B 7/14 D2/973 |

* cited by examiner



FIG. 1

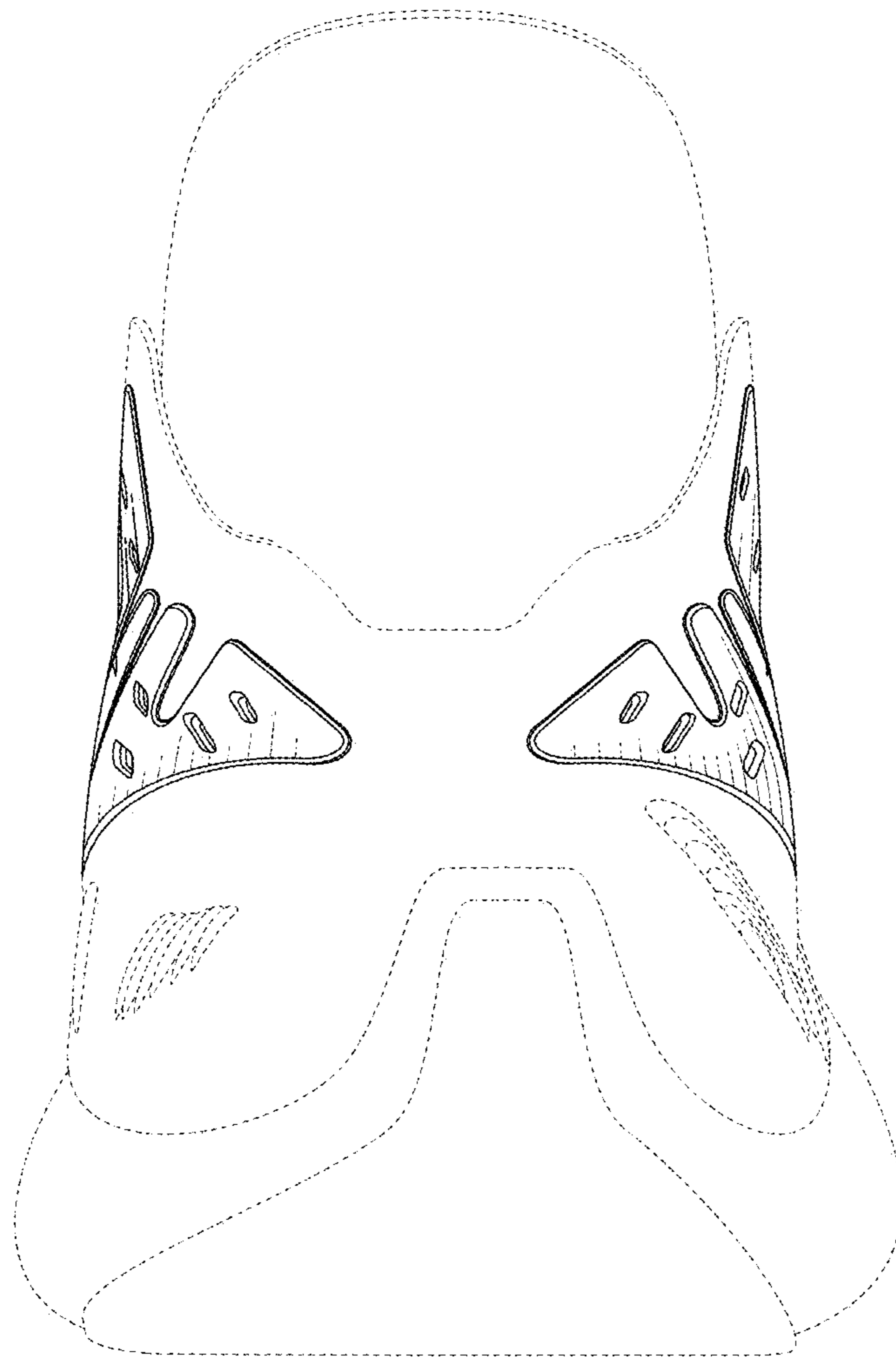


FIG. 2

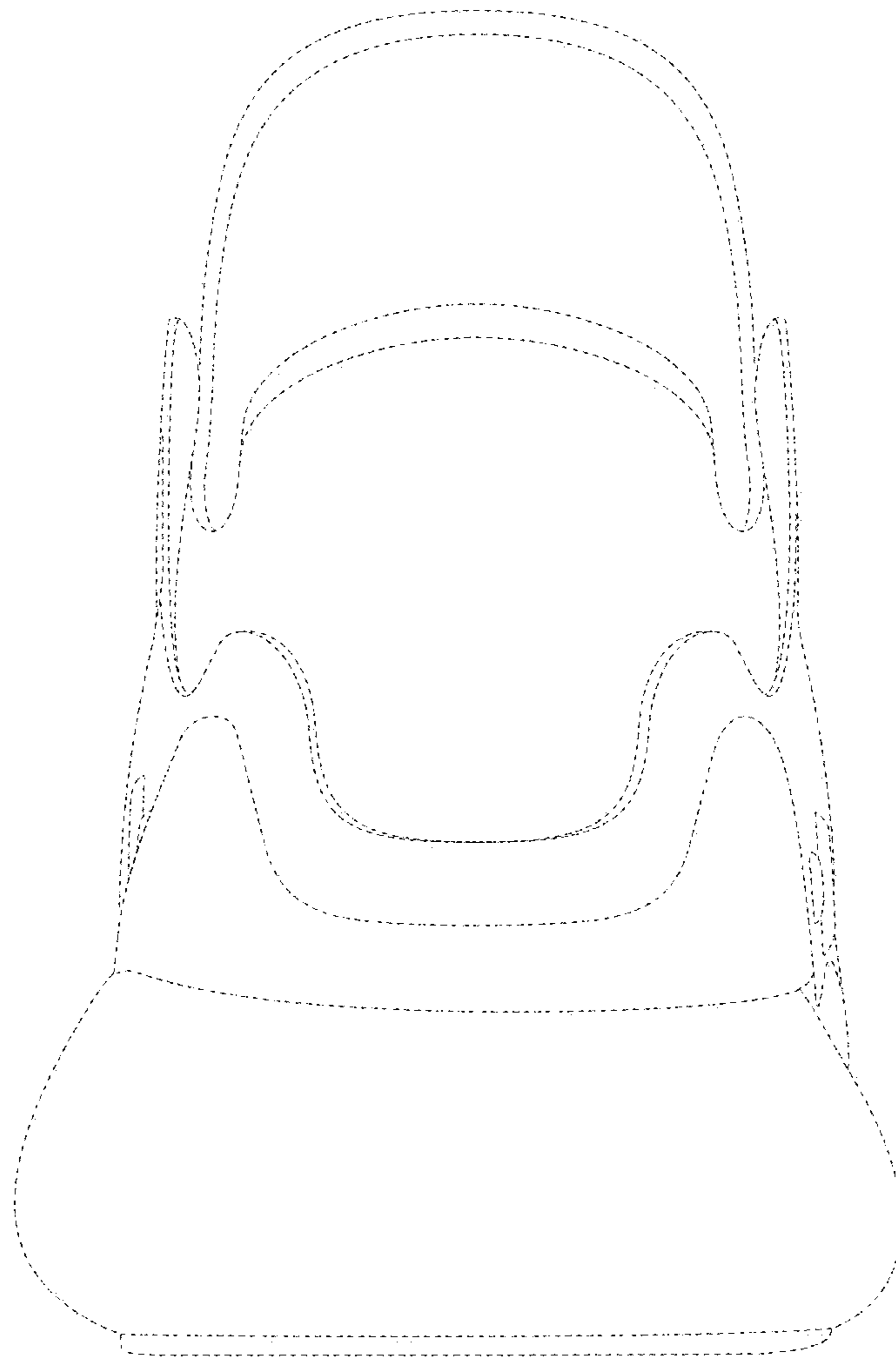


FIG. 3

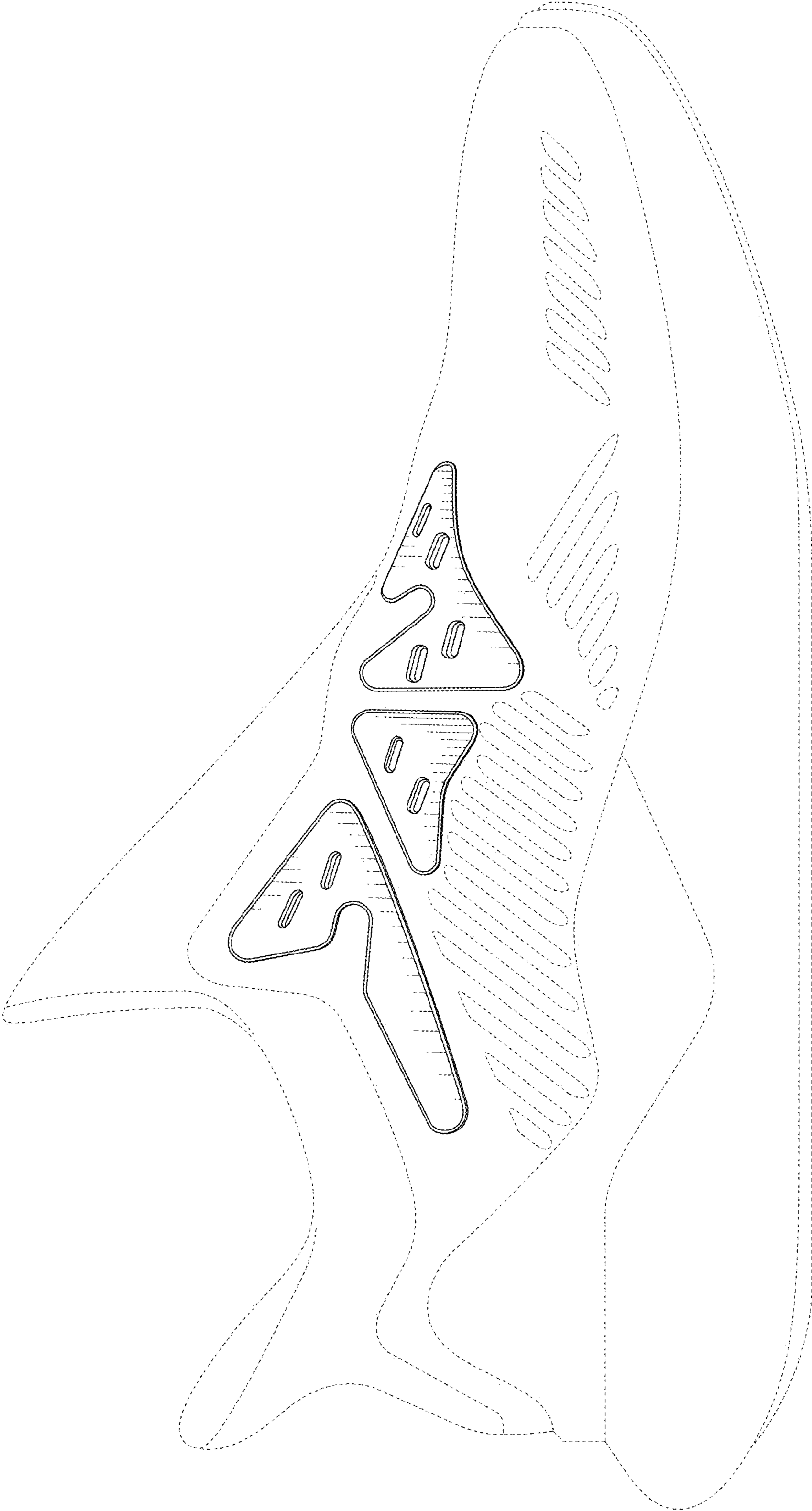


FIG. 4

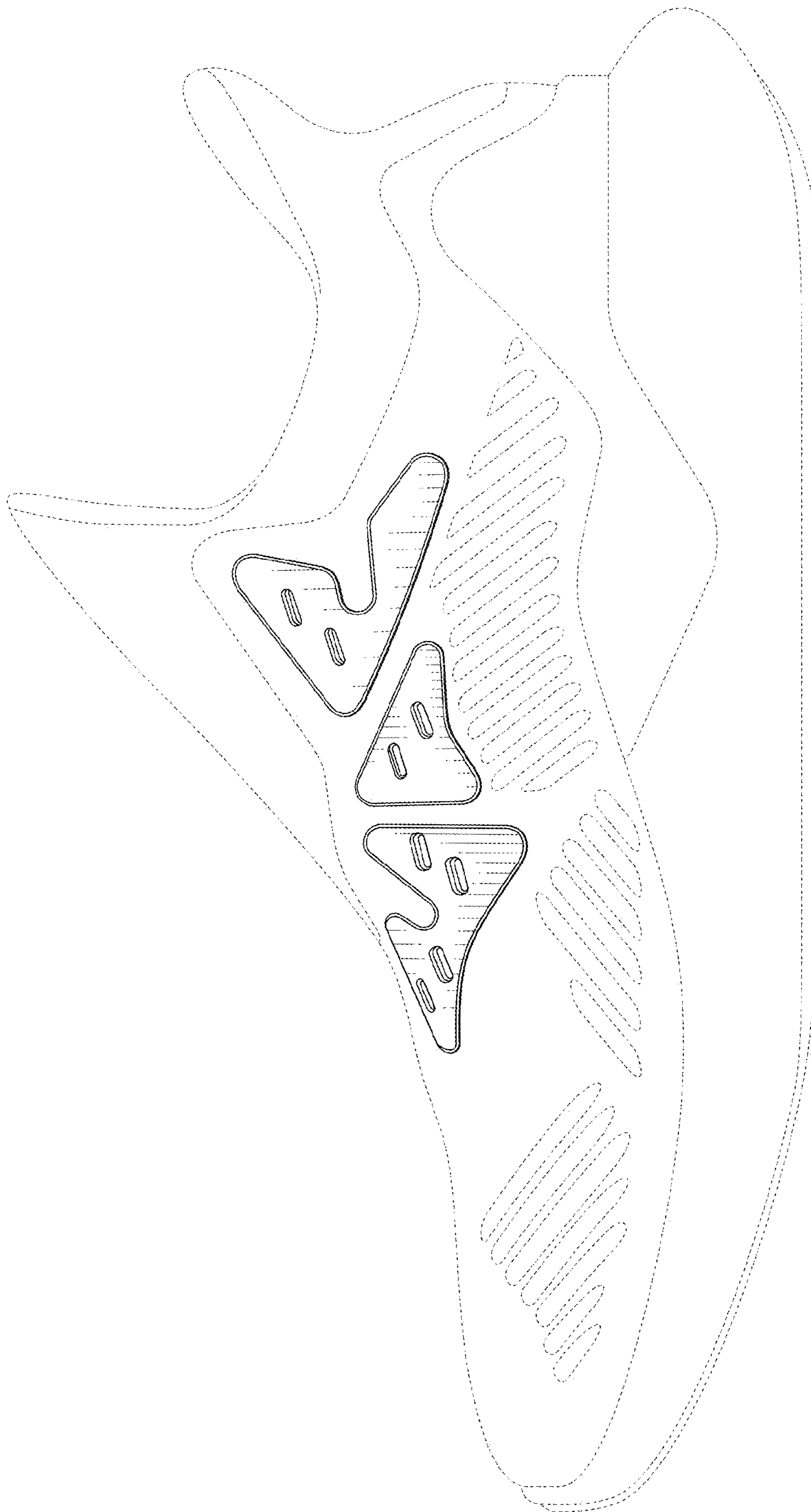


FIG. 5

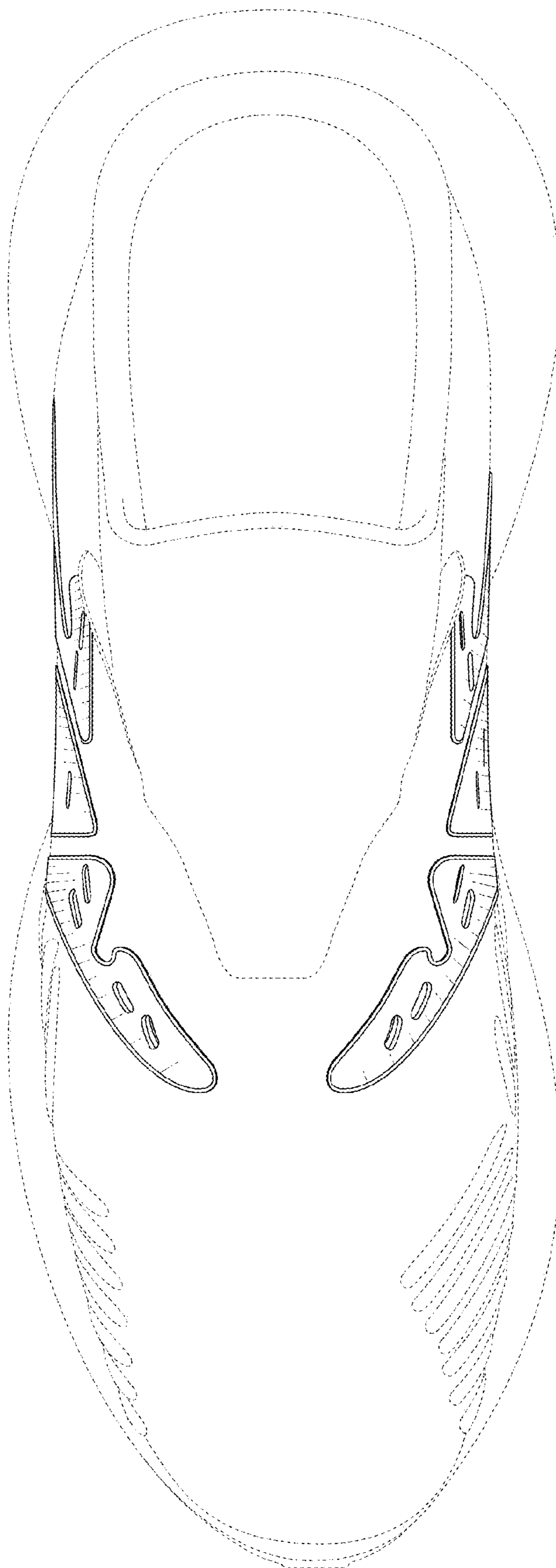


FIG. 6




FIG. 7