



US00D870437S

(12) **United States Design Patent** (10) **Patent No.:** **US D870,437 S**
Swartz (45) **Date of Patent:** **** Dec. 24, 2019**

(54) **SHOE**
(71) Applicant: **Converse Inc.**, Boston, MA (US)
(72) Inventor: **Eric S. Swartz**, Merrimac, MA (US)
(73) Assignee: **Converse Inc.**, Boston, MA (US)
(**) Term: **15 Years**
(21) Appl. No.: **29/643,482**
(22) Filed: **Apr. 9, 2018**
(51) **LOC (12) Cl.** **02-04**
(52) **U.S. Cl.**
USPC **D2/960; D2/951; D2/953**
(58) **Field of Classification Search**
USPC D2/902, 906, 908, 916, 918, 925,
D2/946-962, 977; 36/3 B, 22 R, 24.5,
36/25 R, 28, 32 R, 34 R, 59 C, 67 A, 103
CPC A43B 13/00; A43B 13/02; A43B 13/023;
A43B 13/026; A43B 13/04; A43B 13/08;
A43B 13/10; A43B 13/12; A43B 13/14;
A43B 13/141; A43B 13/143; A43B
13/16; A43B 13/18; A43B 13/181; A43B
13/187; A43B 13/189; A43B 13/20; A43B
13/22; A43B 13/223; A43B 13/24; A43B
13/28; A43B 13/30; A43B 13/32; A43B
13/34; A43B 13/36
See application file for complete search history.

(56) **References Cited**
U.S. PATENT DOCUMENTS
D79,583 S * 10/1929 Cutler D2/957
3,971,145 A * 7/1976 Stegerwald A43B 5/10
36/32 R
D255,178 S 6/1980 Fuzita
D281,542 S * 12/1985 Iwakata D2/953
D321,585 S * 11/1991 Rogers D2/977
D331,490 S * 12/1992 Bramani D2/960
D343,506 S * 1/1994 Kusuki D2/954

5,396,675 A * 3/1995 Vincent A43B 13/12
12/142 P
D551,433 S * 9/2007 Loverin D2/951
D632,876 S * 2/2011 Choi D2/896
D635,755 S * 4/2011 McMillan D2/951
D728,915 S * 5/2015 Taestensen D2/951
D738,077 S * 9/2015 Montross A43B 13/026
D2/951
D776,904 S * 1/2017 Miller A43B 13/141
D2/951

(Continued)

OTHER PUBLICATIONS

“Converse First String Pro Leather Ox ”“Japanese Terry”; Sole Collector ; retrieved Apr. 16, 2019; published Sep. 13, 2013; URL: <<https://solecollector.com/news/2013/09/converse-first-string-pro-leather-ox-japanese-terry>>.

(Continued)

Primary Examiner — T Chase Nelson
(74) *Attorney, Agent, or Firm* — Banner & Witcoff, Ltd.

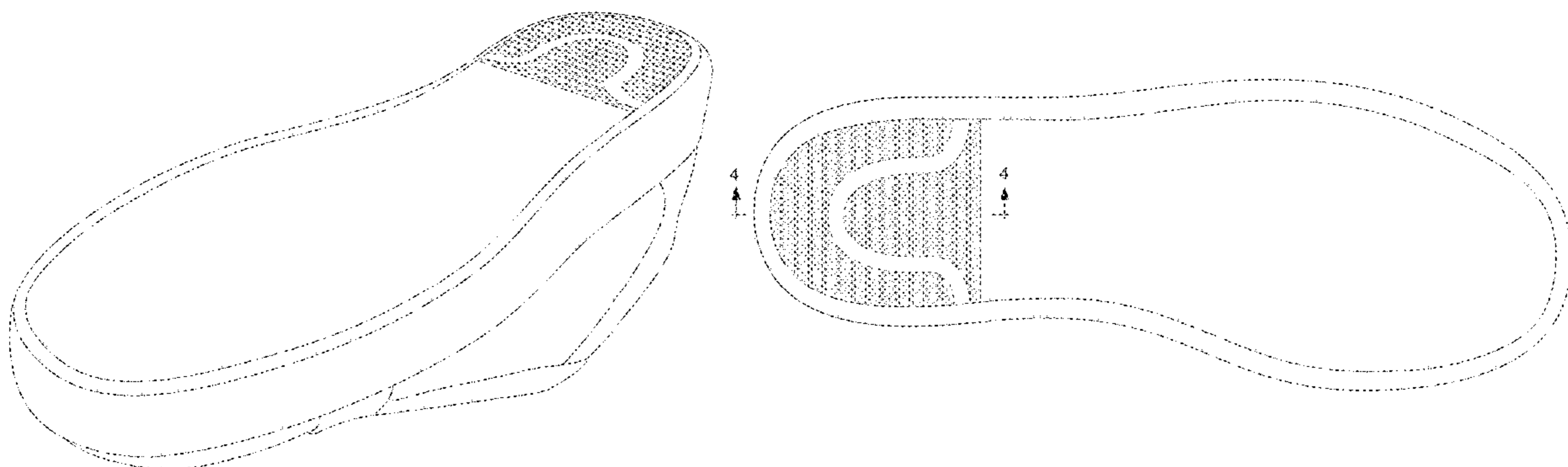
(57) **CLAIM**

The ornamental design for a shoe, as shown and described.

DESCRIPTION

FIG. 1 is a front perspective view of a shoe showing my new design;
FIG. 2 is a bottom view thereof;
FIG. 3 is a rear perspective view thereof; and,
FIG. 4 is a cross section taken through line 4-4 of FIG. 2.
The broken lines immediately adjacent to the shaded areas define the bounds of the claimed design and form no part thereof. The solid line that is not immediately adjacent to the shaded areas is claimed. The unshaded region between the shaded areas forms no part of the claimed design. The broken lines depicting the remainder of the shoe show features that form no part of the claimed design.

1 Claim, 4 Drawing Sheets



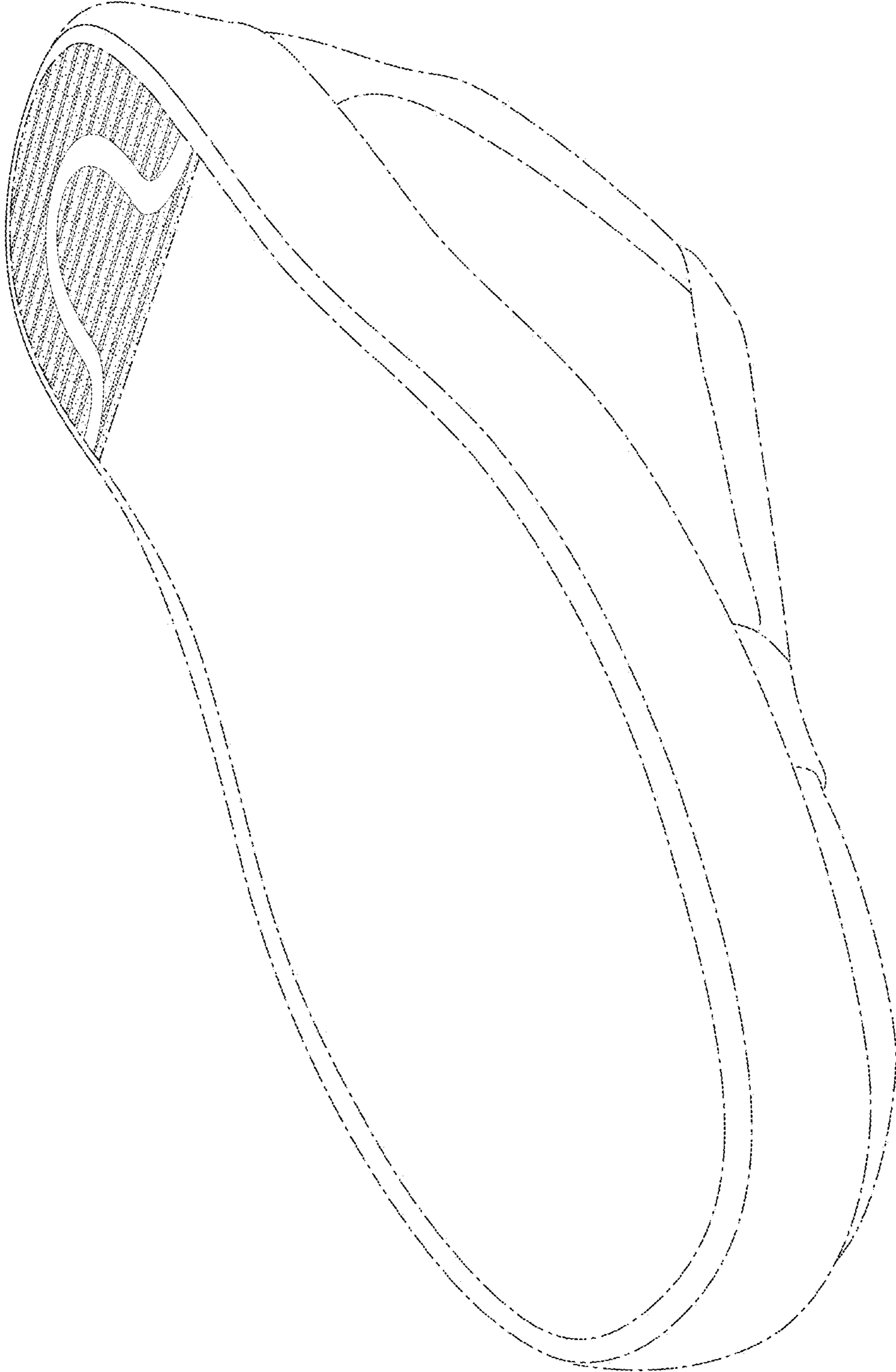


FIG. 1

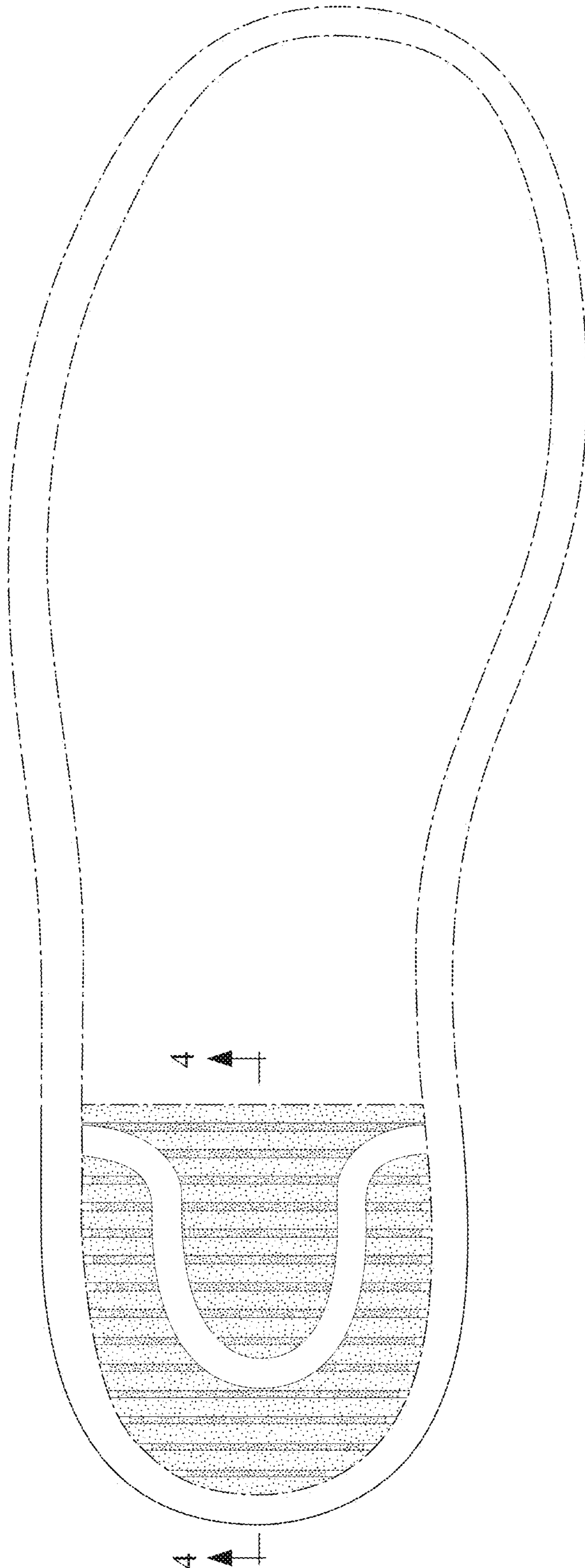


FIG. 2

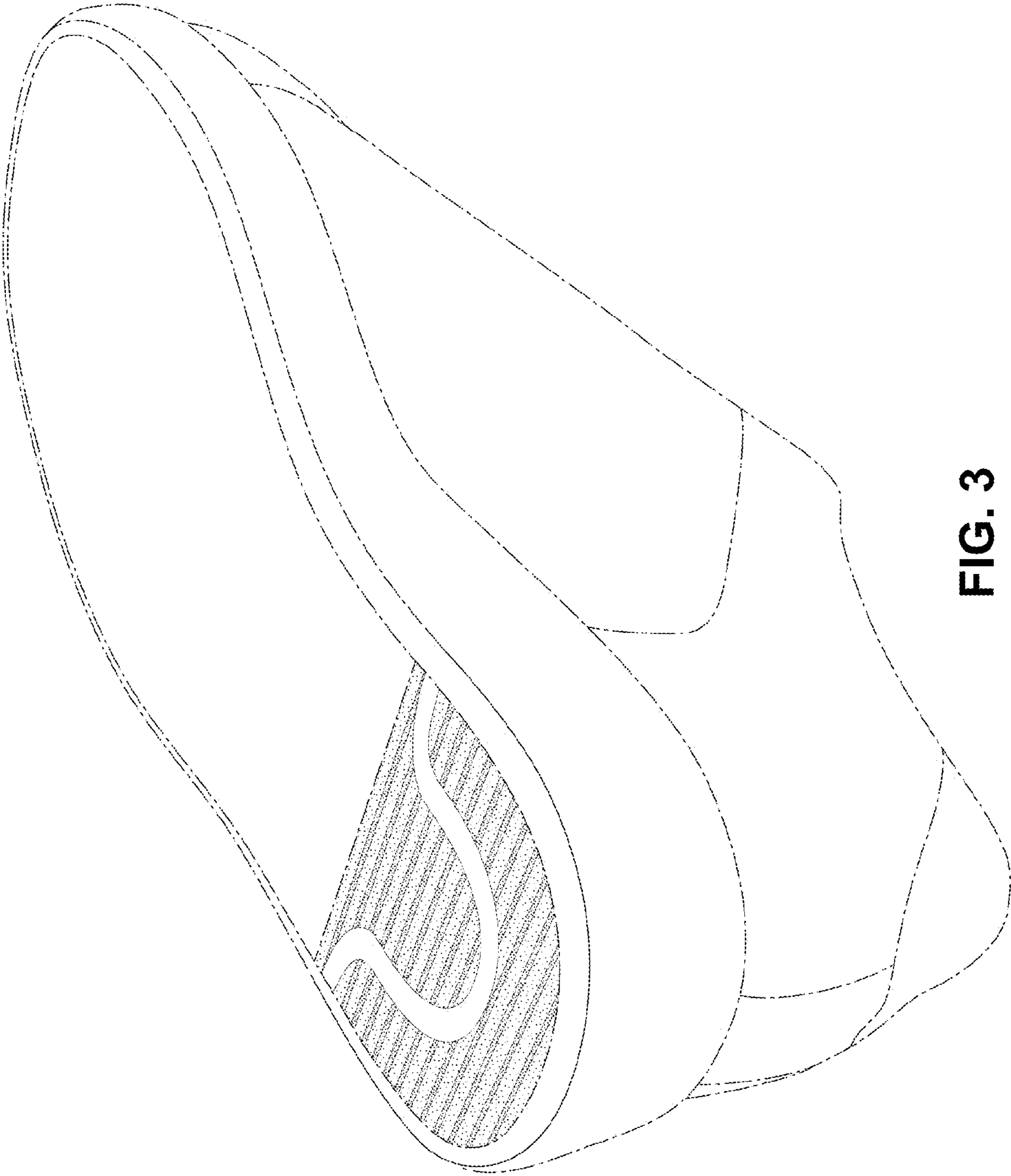


FIG. 3

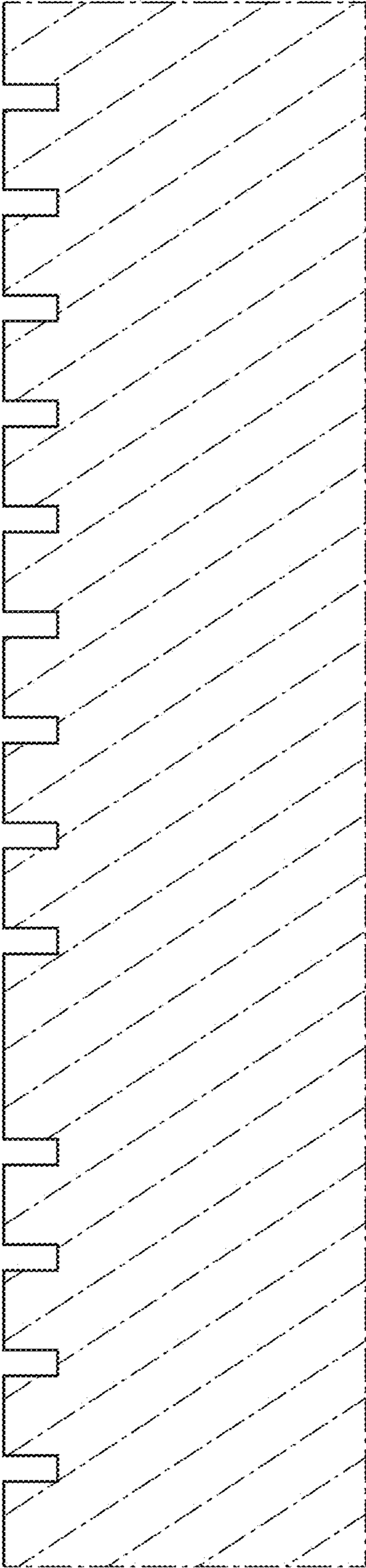


FIG. 4