



US00D870422S

(12) **United States Design Patent** (10) **Patent No.:** **US D870,422 S**
Bernstein (45) **Date of Patent:** **** Dec. 24, 2019**

(54) **WORK APRON**

- (71) Applicant: **Amberstone Enterprises LLC**, Lakewood, NJ (US)
- (72) Inventor: **Yosef Bernstein**, Lakewood, NJ (US)
- (73) Assignee: **Amberstone Enterprises LLC**, Lakewood, NJ (US)
- (**) Term: **15 Years**

- (21) Appl. No.: **29/640,444**
- (22) Filed: **Mar. 14, 2018**
- (51) **LOC (12) Cl.** **02-02**
- (52) **U.S. Cl.**
USPC **D2/857**
- (58) **Field of Classification Search**
USPC D2/857, 864
CPC A41D 27/20
See application file for complete search history.

(56) **References Cited**

U.S. PATENT DOCUMENTS

| | | | | | | |
|-----------|------|---------|----------|-------|--------------|--------|
| 1,818,738 | A * | 8/1931 | Newman | | A41D 27/20 | 2/248 |
| 2,389,721 | A * | 11/1945 | Durso | | A41D 27/20 | 2/247 |
| 2,424,666 | A * | 7/1947 | Previdi | | A41D 27/20 | 2/247 |
| 3,624,686 | A * | 11/1971 | Beals | | G09B 19/0023 | 434/98 |
| 4,533,355 | A * | 8/1985 | Fair | | A61F 5/445 | 2/238 |
| D456,118 | S * | 4/2002 | Hill | | D2/866 | |
| D543,337 | S * | 5/2007 | Wardle | | D2/857 | |
| D596,829 | S * | 7/2009 | Miller | | D2/717 | |
| D621,135 | S * | 8/2010 | Harrison | | D2/857 | |
| D712,633 | S * | 9/2014 | Davis | | D2/857 | |
| 9,161,581 | B2 * | 10/2015 | Huckabee | | A41D 27/201 | |
| D757,399 | S * | 5/2016 | Kalfas | | D2/864 | |

(Continued)

OTHER PUBLICATIONS

Gidabrand Luxury Waxed Canvas Shop Apron posted to Amazon.com. Available Date: Aug. 25, 2017 [site visited Aug. 16, 2019] Available: <https://www.amazon.com/Luxury-Cross-Back-Adjustable-Resistant-Workshop/dp/B07556KSWY/ref=sr_1_8?keywords=work+apron&qid=1565974394&s=gateway&sr=8-8> (Year: 2017).*

Primary Examiner — Kevin K Rudzinski
(74) *Attorney, Agent, or Firm* — Amster, Rothstein & Ebenstein LLP

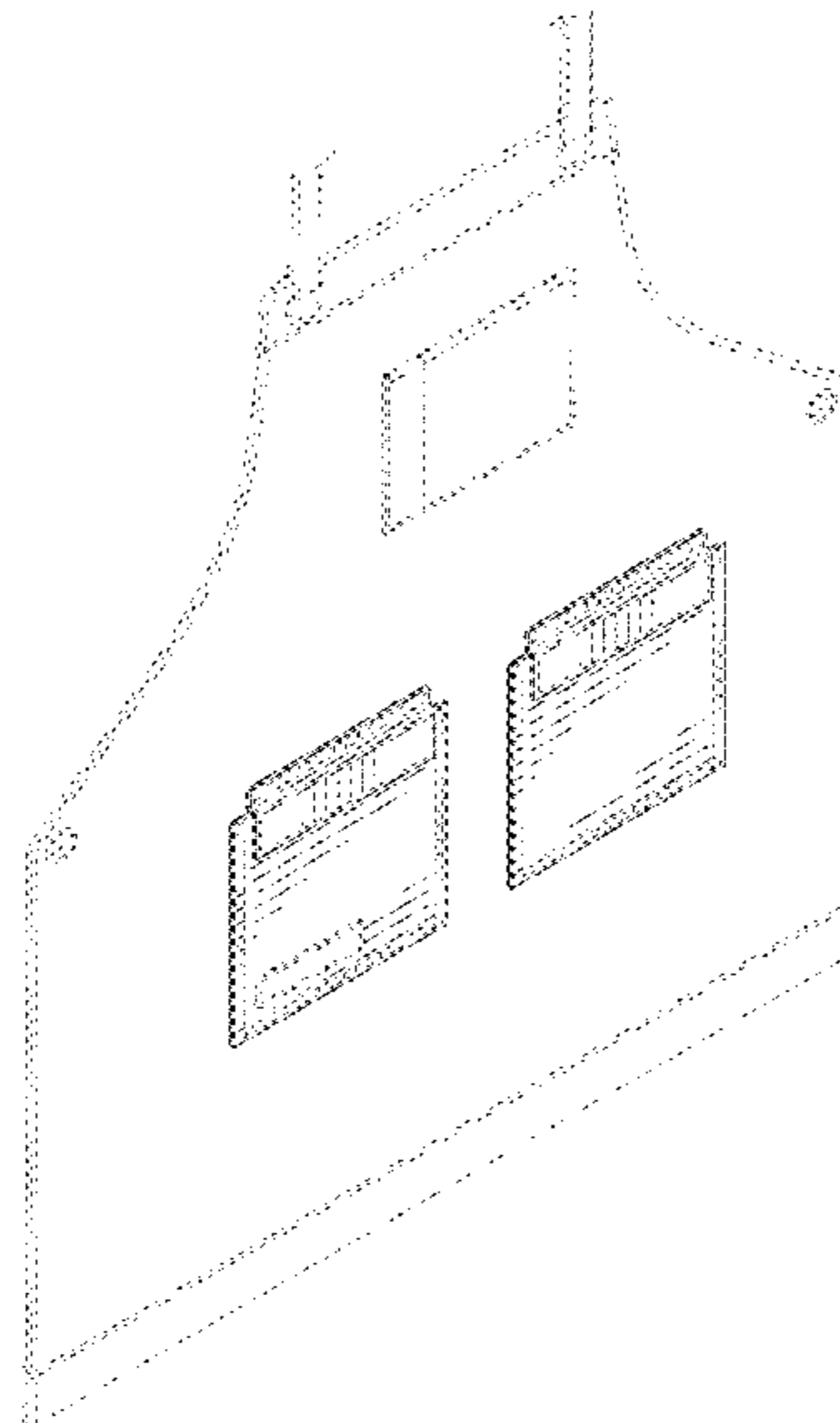
(57) **CLAIM**

The ornamental design for a work apron, as shown and described.

DESCRIPTION

FIG. 1 is a front perspective view of the work apron showing the present design.
 FIG. 2 is a front view thereof.
 FIG. 3 is a rear view thereof.
 FIG. 4 is right side view thereof.
 FIG. 5 is a left side view thereof.
 FIG. 6 is a top view thereof.
 FIG. 7 is a bottom view thereof.
 FIG. 8 is a front view thereof shown as worn by a user.
 FIG. 9 is a front perspective view of a second embodiment of the work apron.
 FIG. 10 is a front view thereof.
 FIG. 11 is a rear view thereof.
 FIG. 12 is right side view thereof.
 FIG. 13 is a left side view thereof.
 FIG. 14 is a top view thereof.
 FIG. 15 is a bottom view thereof; and,
 FIG. 16 is a front view thereof shown as worn by a user.
 The portions of the design shown in broken lines being for the purpose of illustrating environment only and form no part of the claimed design.

1 Claim, 12 Drawing Sheets



(56)

References Cited

U.S. PATENT DOCUMENTS

10,137,038 B2 * 11/2018 Wink A61F 13/00085
2008/0005825 A1 * 1/2008 Tronvold A41D 3/00
2/95

* cited by examiner

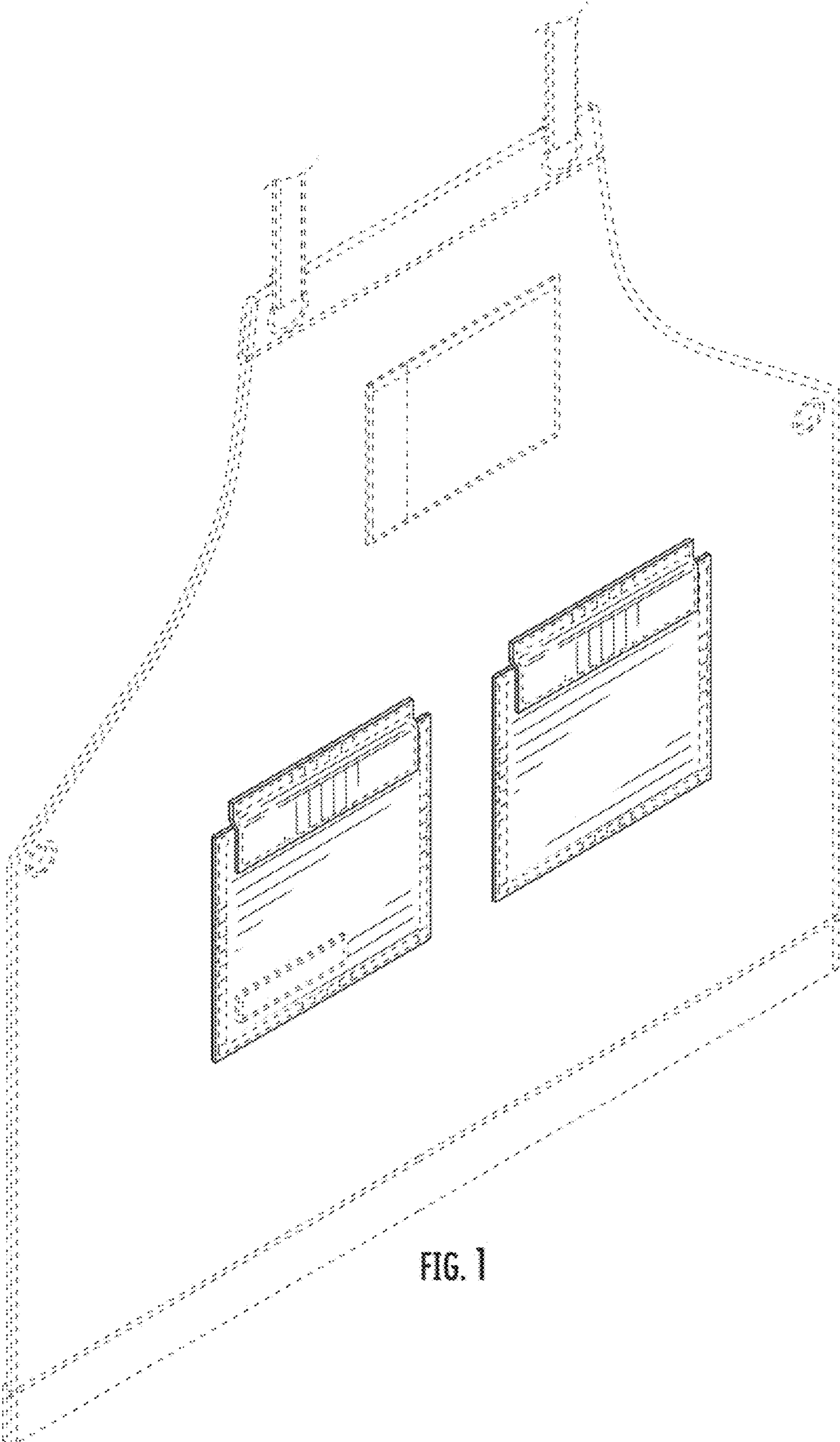


FIG. 1

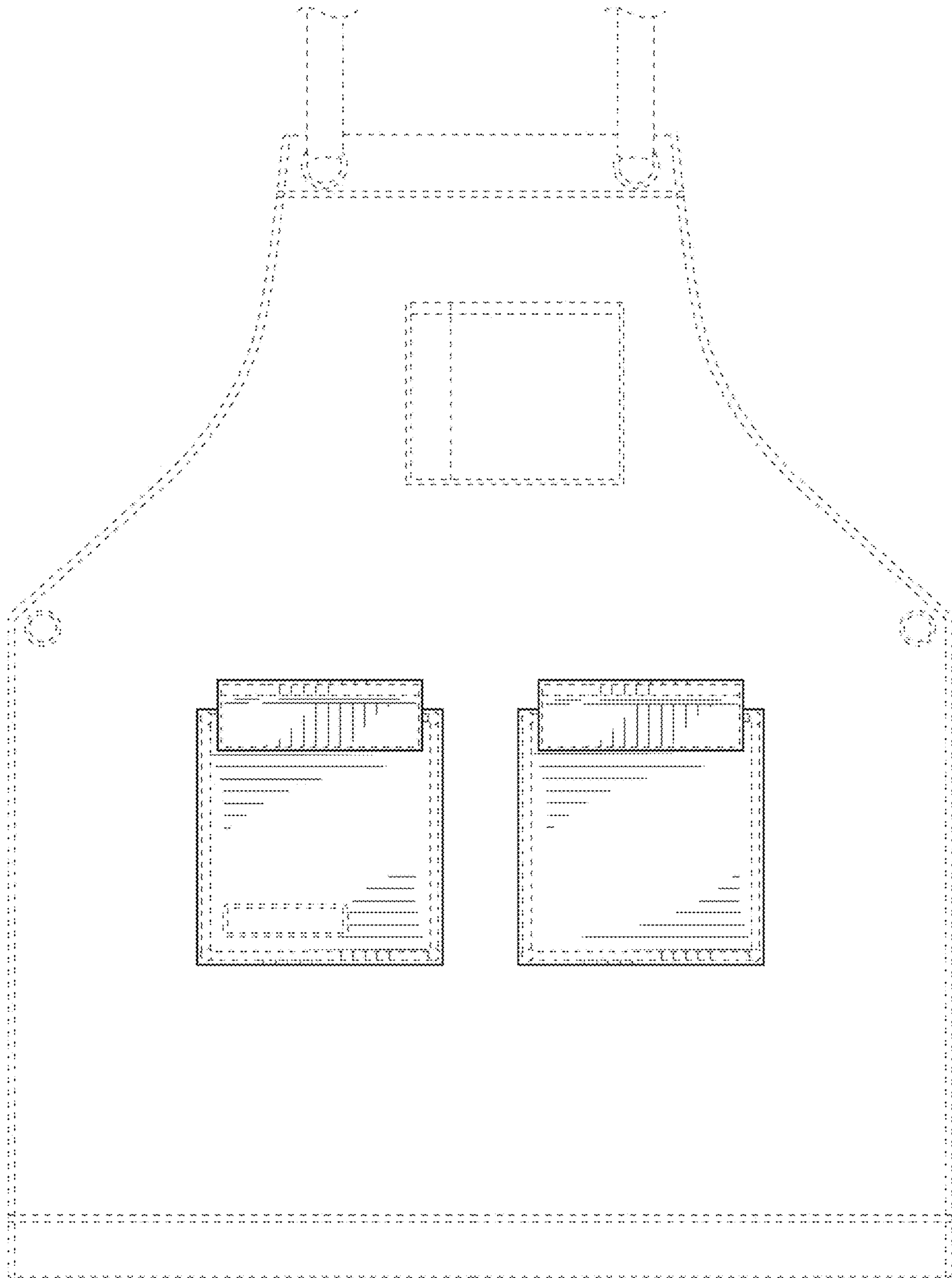


FIG. 2




FIG. 3

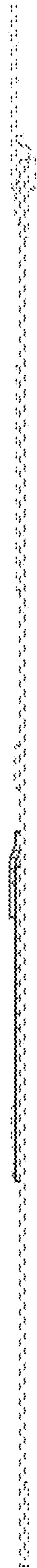


FIG. 4




FIG. 5

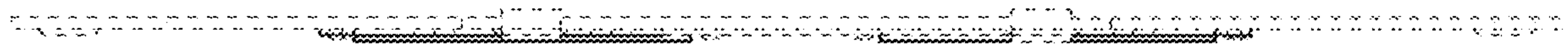


FIG. 6



FIG. 7

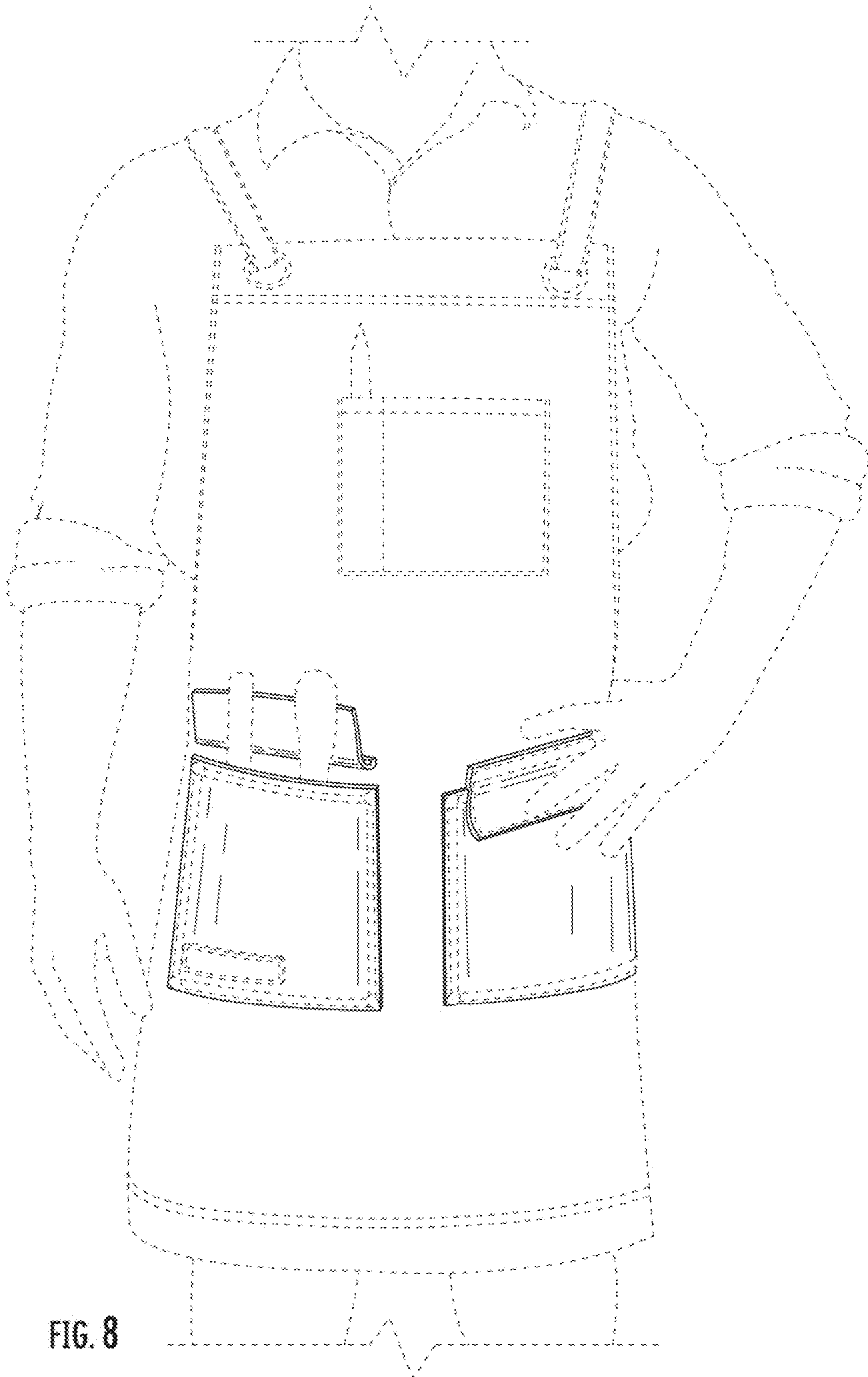


FIG. 8

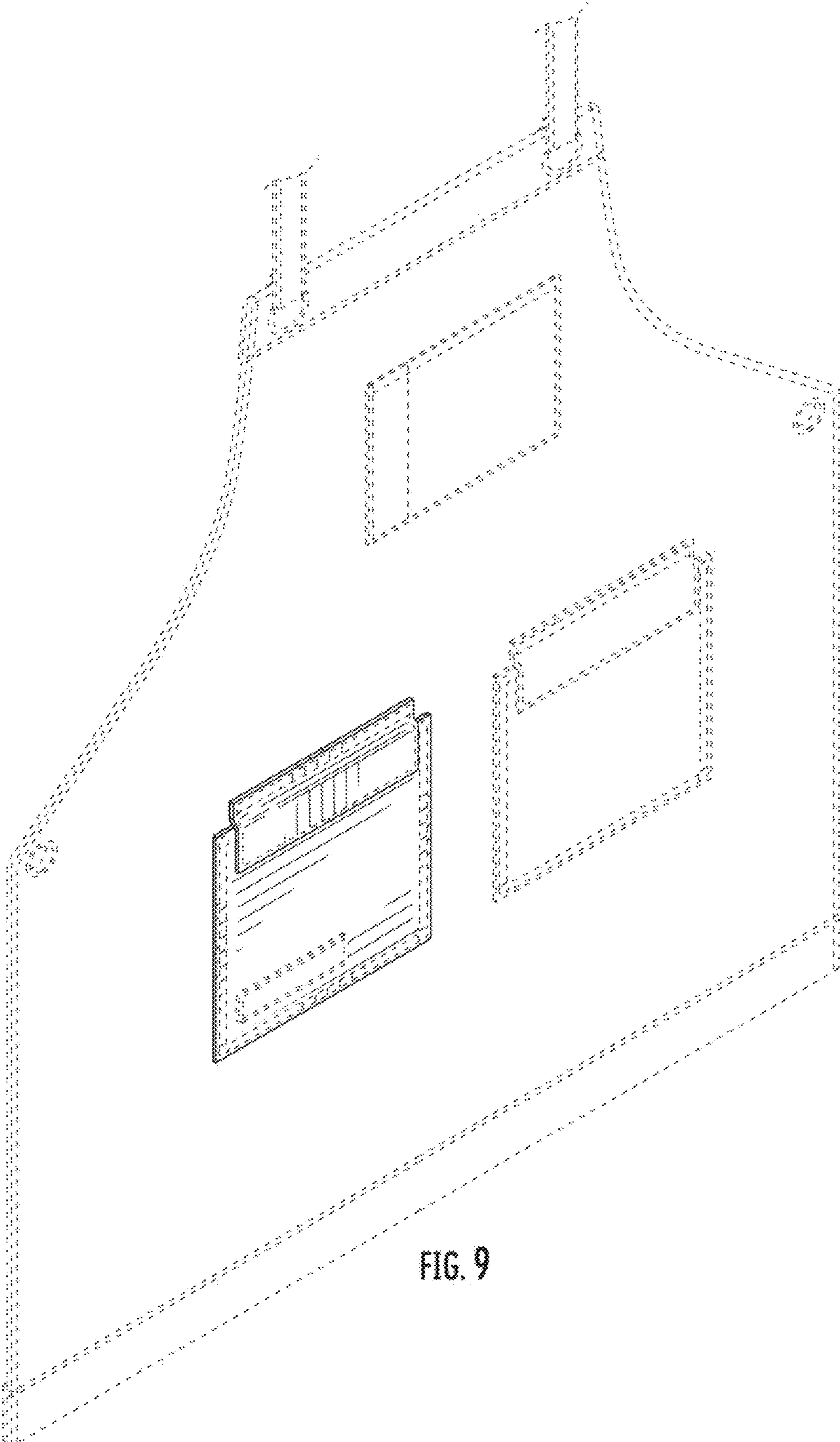


FIG. 9

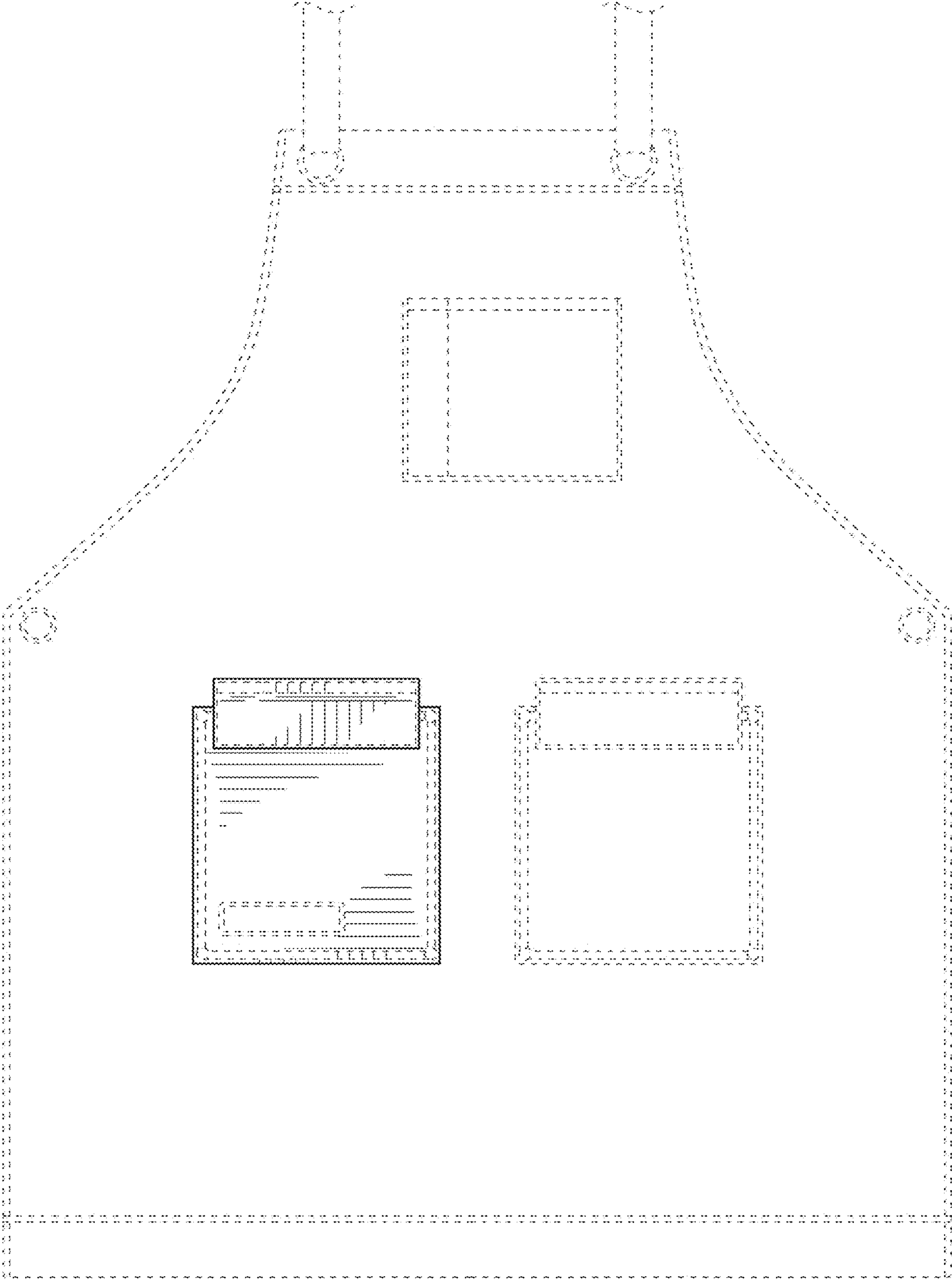


FIG. 10




FIG. 11




FIG. 12




FIG. 13

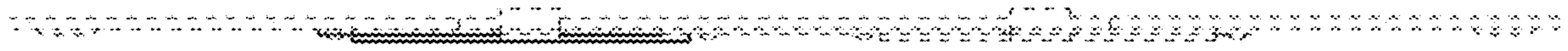


FIG. 14




FIG. 15

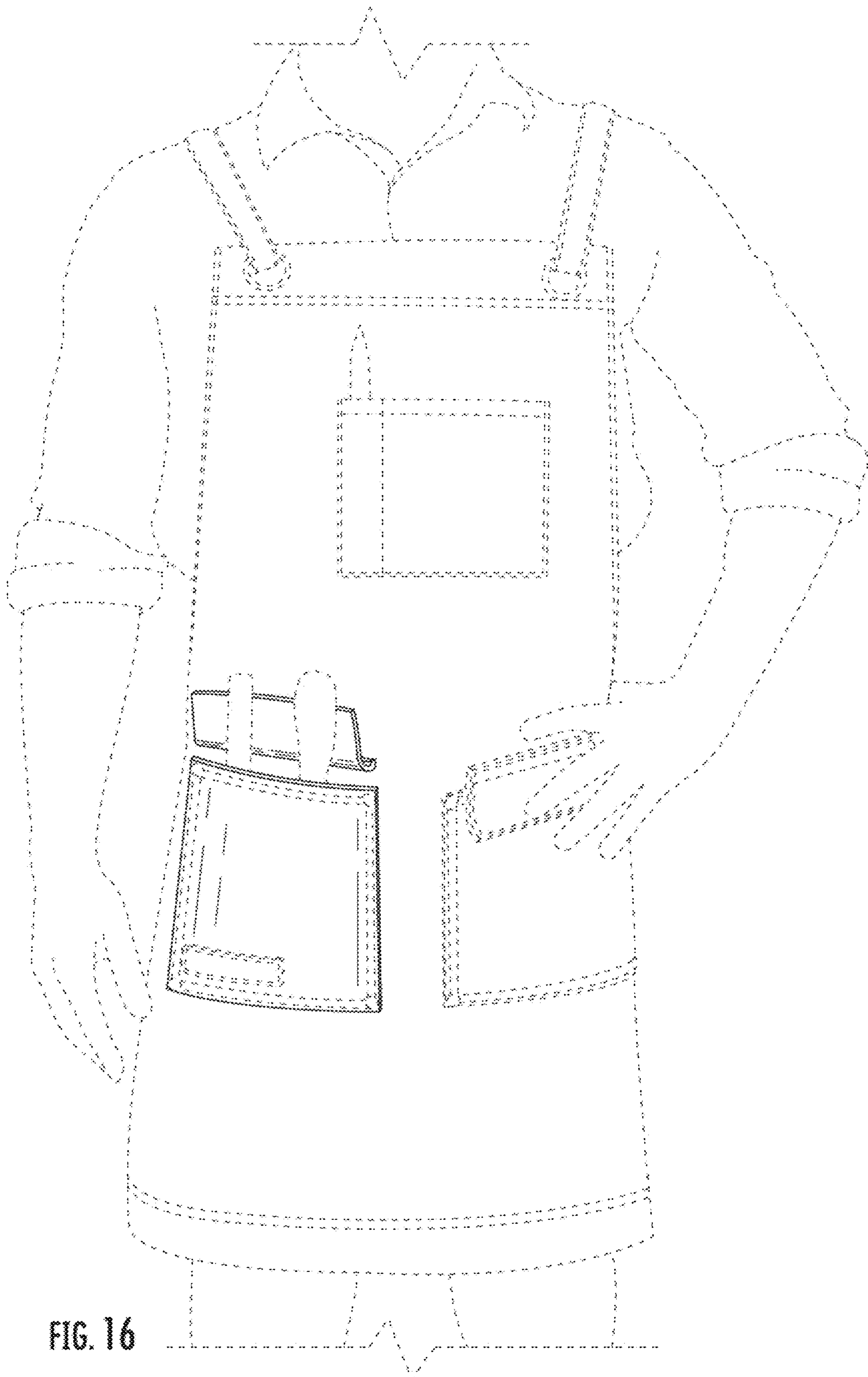


FIG. 16