



US00D870415S

(12) **United States Design Patent** (10) **Patent No.:** **US D870,415 S**
Fuss (45) **Date of Patent:** **** *Dec. 17, 2019**

(54) CREMATION URN	3,771,246 A * 11/1973 Ebner A47G 1/14 40/720
(71) Applicant: New York Pet Memorial Park Inc., Middle Island, NY (US)	D255,628 S * 7/1980 Van Koert D6/691.4 D270,681 S * 9/1983 Banks D2/615 4,553,680 A * 11/1985 Griggs A47F 3/005 220/4.33
(72) Inventor: Michael Dean Fuss, Wilbraham, MA (US)	D359,831 S * 6/1995 Parker D99/5 D426,074 S * 6/2000 Fairweather D6/303 D432,285 S * 10/2000 Baldwin D99/5 D433,209 S * 10/2000 Baldwin D99/5 D438,362 S * 2/2001 Robinson D99/5 D438,687 S * 3/2001 Robinson D99/5 D444,287 S * 6/2001 Cass D99/5 D444,288 S * 6/2001 Robinson D99/5 D444,932 S * 7/2001 Greiwe D99/5 D445,518 S * 7/2001 Warden D26/38 D494,727 S * 8/2004 Poteet D99/5 D572,141 S * 7/2008 Slabaugh D9/414
(73) Assignee: NEW YORK PET MEMORIAL PARK INC., Middle Island, NY (US)	
(*) Notice: This patent is subject to a terminal disclaimer.	
(**) Term: 15 Years	

(21) Appl. No.: **29/616,413**

(22) Filed: **Sep. 6, 2017**

(51) **LOC (12) Cl.** **99-00**

(52) **U.S. Cl.**
USPC **D99/5**

(58) **Field of Classification Search**
USPC D99/5, 3, 25, 21, 28, 17, 24, 20; 27/1, 2;
D6/300, 303; 52/103, 104, 133, 136,
52/134, 128, 155, 157; 40/124.5, 768;
D11/158, 159, 162, 163, 133, 132;
D9/629, 430, 502; 220/4.28; 206/457,
206/459, 45, 39, 771; 312/111, 114;
248/188.4, 127
CPC A61G 17/00; A61G 17/08; E04H 13/00
See application file for complete search history.

(56) **References Cited**

U.S. PATENT DOCUMENTS

196,740 A *	11/1877	Bushway	D99/17
916,074 A *	3/1909	Weltner et al.	52/138
D67,712 S *	6/1925	Melville	D2/967
1,643,154 A *	9/1927	De Young	E04H 13/003 40/124.5
2,501,694 A *	3/1950	Ruffin	A45C 11/00 206/457

(Continued)

Primary Examiner — Paula Allen Greene
(74) *Attorney, Agent, or Firm* — Grogan, Tuccillo & Vanderleeden, LLP


(57) **CLAIM**

The ornamental design for a cremation urn, as shown and described.

DESCRIPTION

FIG. 1 is a perspective view of a cremation urn depicting a first embodiment of a new design;
FIG. 2 is a front view thereof;
FIG. 3 is a side view thereof, the opposite side view being identical thereto;
FIG. 4 is a top plan view thereof; and,
FIG. 5 is a bottom plan view thereof.
The broken lines immediately adjacent the shaded areas represent the bounds of the claimed design while all other broken lines are directed to environment and are for illustrative purposes only; the broken lines form no part of the claimed design.

1 Claim, 5 Drawing Sheets



(56)

References Cited

U.S. PATENT DOCUMENTS

7,421,765 B1 * 9/2008 Kaiser A61G 17/00
27/1
D579,172 S * 10/2008 Mytych D99/5
D591,478 S * 5/2009 Slusarczyk D1/107
D609,874 S * 2/2010 Doty D99/5
D612,571 S * 3/2010 Doty D99/5
8,046,881 B2 * 11/2011 Johnson A61G 17/08
27/1
D654,245 S * 2/2012 School D99/5
D654,653 S * 2/2012 Johnson D99/5
8,341,812 B2 * 1/2013 Kocir A61G 17/08
27/1
D697,687 S * 1/2014 Kerr D1/107
D748,362 S * 1/2016 Beeler D99/5
D793,649 S * 8/2017 Beeler D99/5
2007/0033777 A1 * 2/2007 Blessing A61G 17/08
27/1
2007/0084743 A1 * 4/2007 Chu A47G 1/14
206/455
2012/0047699 A1 * 3/2012 Creager A61G 17/08
27/1

* cited by examiner




FIG. 1

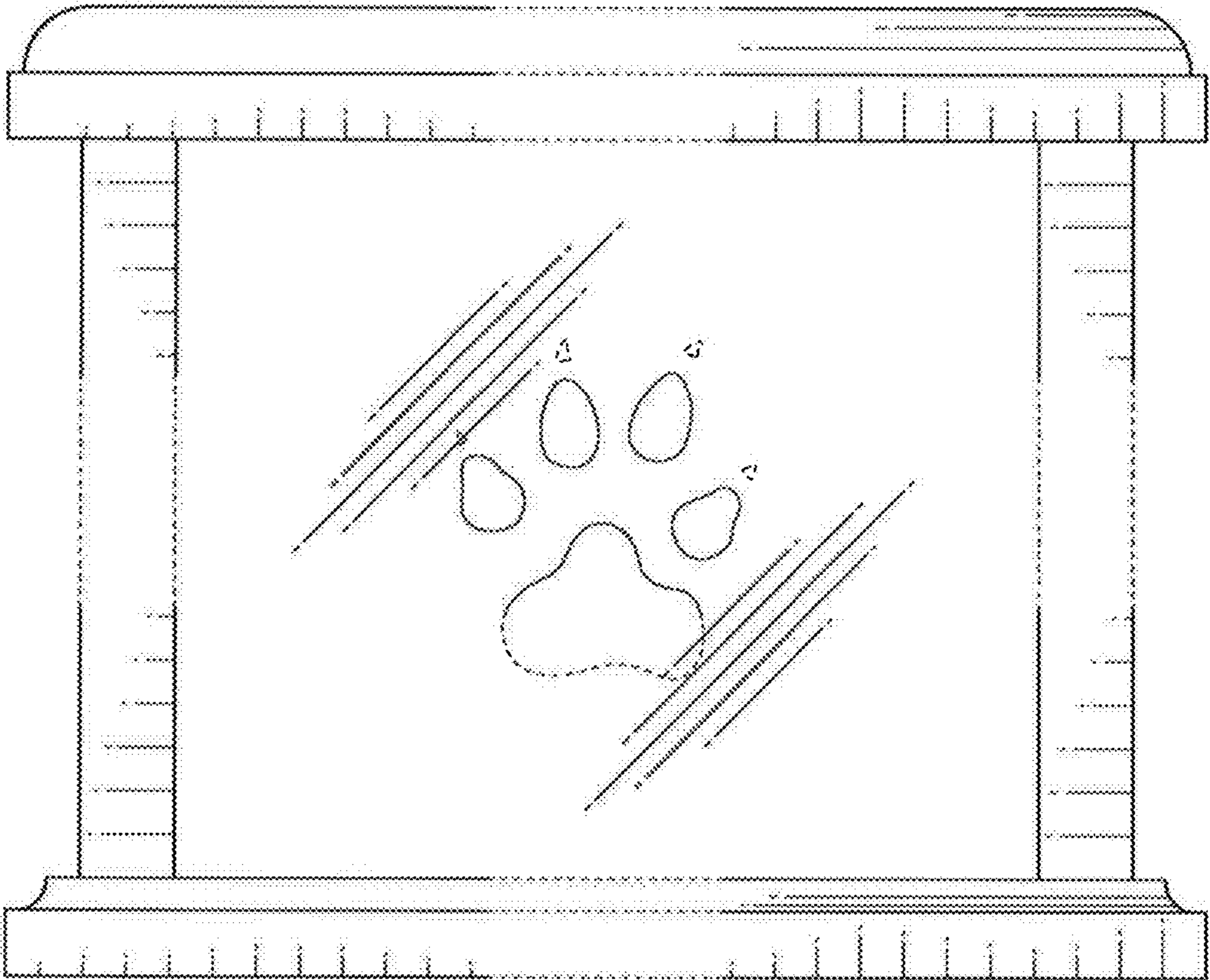


FIG. 2

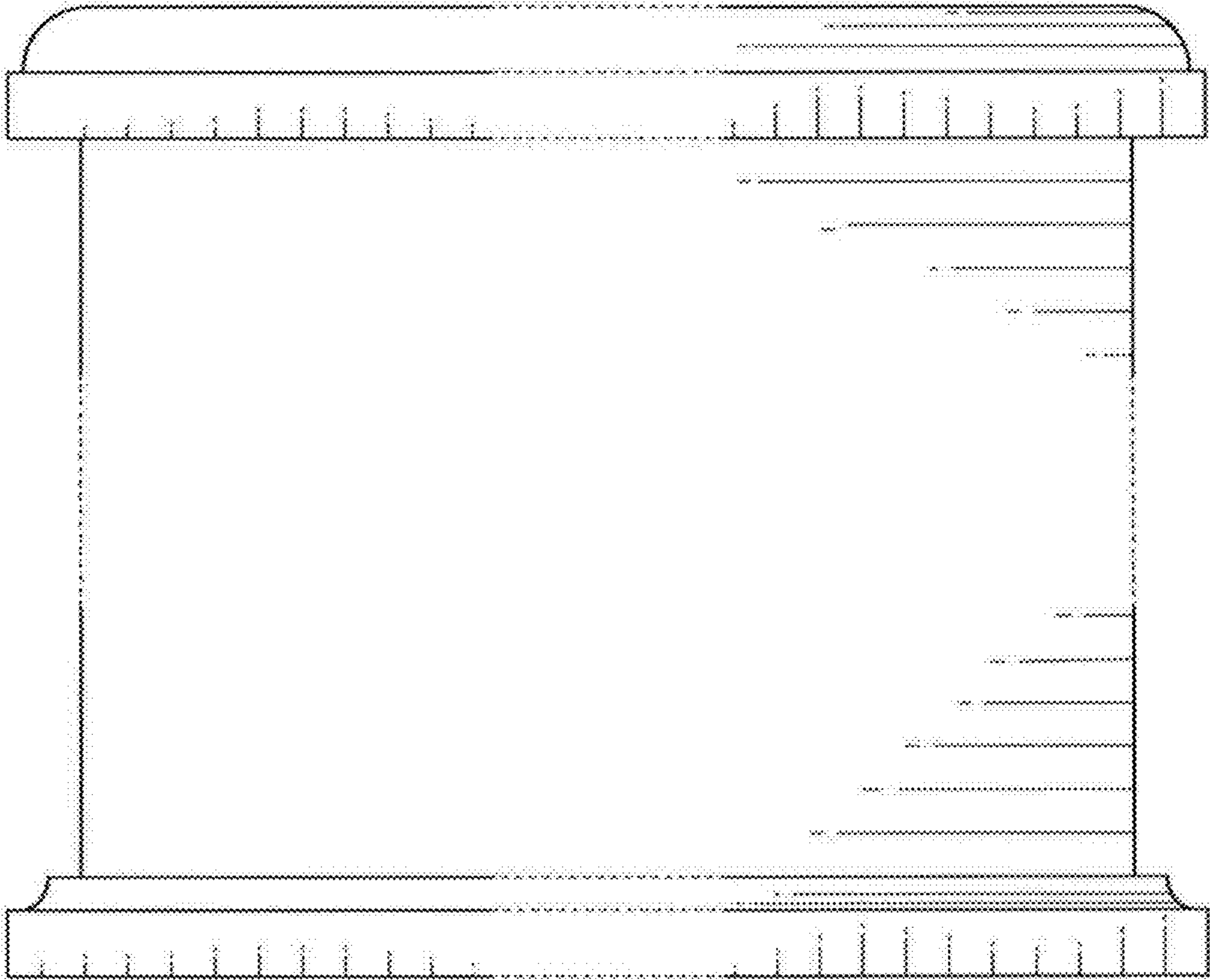


FIG. 3

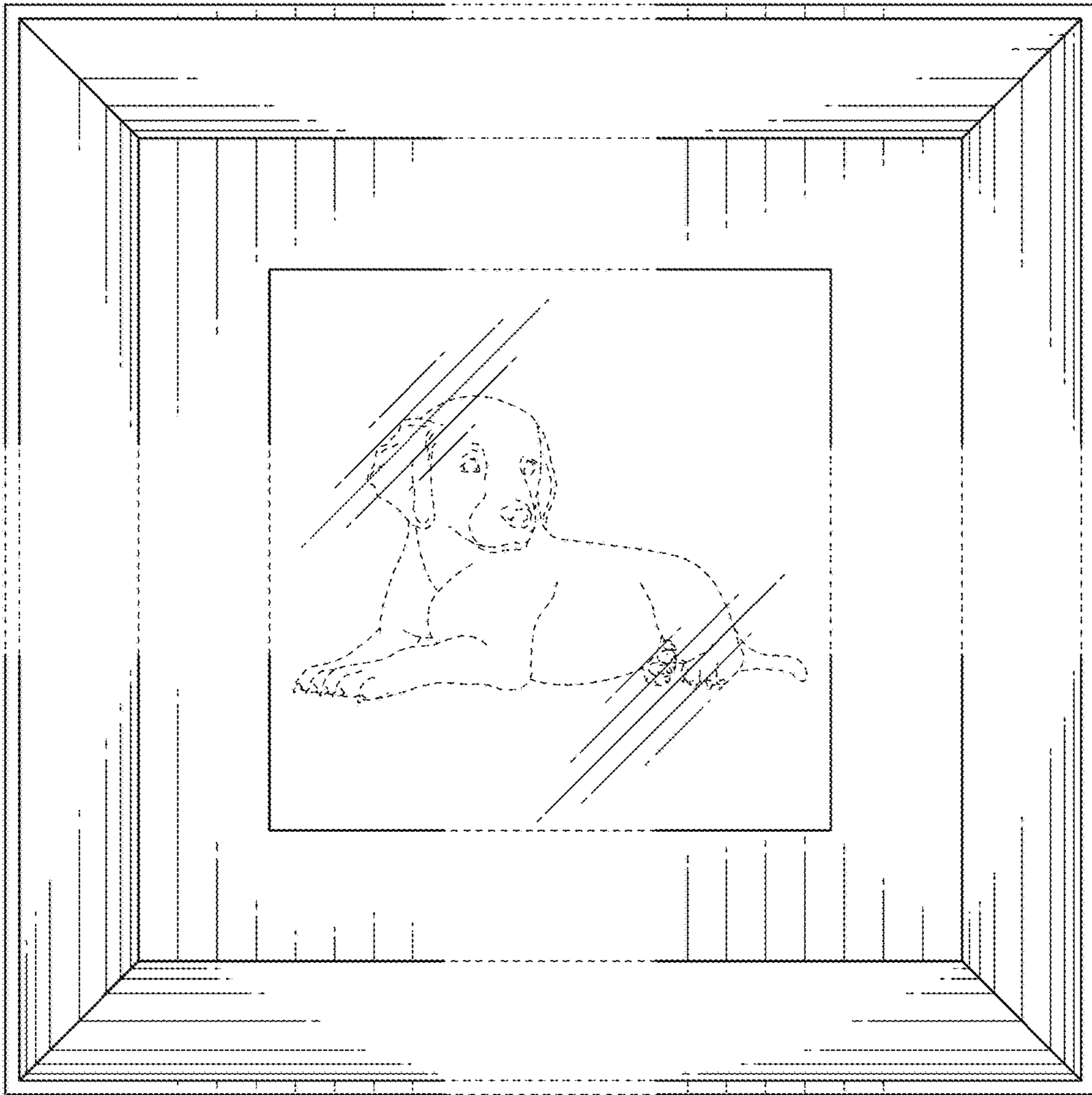


FIG. 4

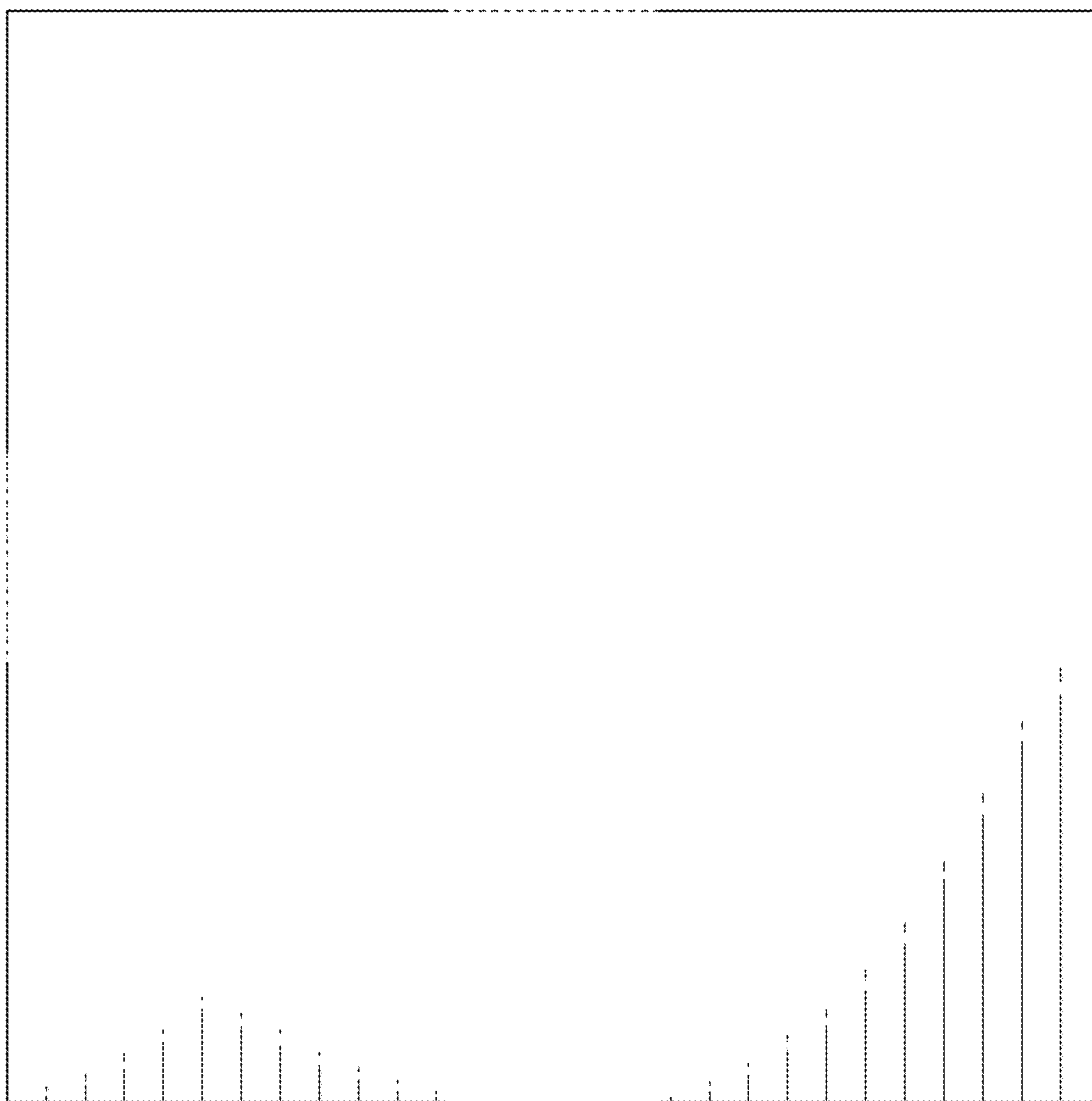


FIG. 5