



US00D870384S

(12) **United States Design Patent**
Fleming et al.

(10) **Patent No.:** **US D870,384 S**
(45) **Date of Patent:** **** Dec. 17, 2019**

- (54) **HAIR CLIPPER HOUSING LID**
- (71) Applicant: **WAHL CLIPPER CORPORATION**,
Sterling, IL (US)
- (72) Inventors: **Jeff Fleming**, Dixon, IL (US); **Chad Aulwes**, Sterling, IL (US); **George Gassman**, Dunlap, IL (US); **Gary Erickson**, Lena, IL (US)
- (73) Assignee: **WAHL CLIPPER CORPORATION**,
Sterling, IL (US)
- (**) Term: **15 Years**

- D534,689 S 1/2007 Gross et al.
- D555,286 S 11/2007 Long
- D555,287 S 11/2007 Long et al.
- D556,380 S 11/2007 Long
- D573,756 S 7/2008 Nielsen et al.
- D577,865 S 9/2008 Long et al.
- D597,253 S 7/2009 Eddinger et al.
- D597,254 S 7/2009 Eddinger et al.
- D654,223 S 2/2012 Aulwes et al.
- D674,556 S 1/2013 Weinberg et al.
- D675,782 S 2/2013 Buck, Jr.
- D678,612 S 3/2013 Aulwes et al.
- D679,448 S 4/2013 Erickson et al.
- D700,998 S 3/2014 Aulwes et al.
- D700,999 S 10/2014 Aulwes et al.
- D715,490 S 10/2014 Aulwes et al.

(Continued)

- (21) Appl. No.: **29/694,020**
- (22) Filed: **Jun. 6, 2019**

Related U.S. Application Data

- (62) Division of application No. 29/630,105, filed on Dec. 19, 2017, now Pat. No. Des. 855,887.
- (51) **LOC (12) Cl.** **28-03**
- (52) **U.S. Cl.**
USPC **D28/54**
- (58) **Field of Classification Search**
USPC D28/49-54
CPC B26B 19/00-08; B26B 19/10-107; B26B 19/20-205; B26B 19/38-3833; B26B 19/3853-3866; B26B 19/3886
See application file for complete search history.

(56) **References Cited**

U.S. PATENT DOCUMENTS

- D339,213 S 9/1993 Wahl et al.
- D435,936 S 1/2001 Long et al.
- D454,980 S 3/2002 Long et al.
- D497,452 S 10/2004 Nielsen et al.
- D500,392 S 12/2004 Buck, Jr. et al.
- D513,344 S 12/2005 Choi

Primary Examiner — Jennifer Rivard

(74) *Attorney, Agent, or Firm* — Greer, Burns & Crain, Ltd.

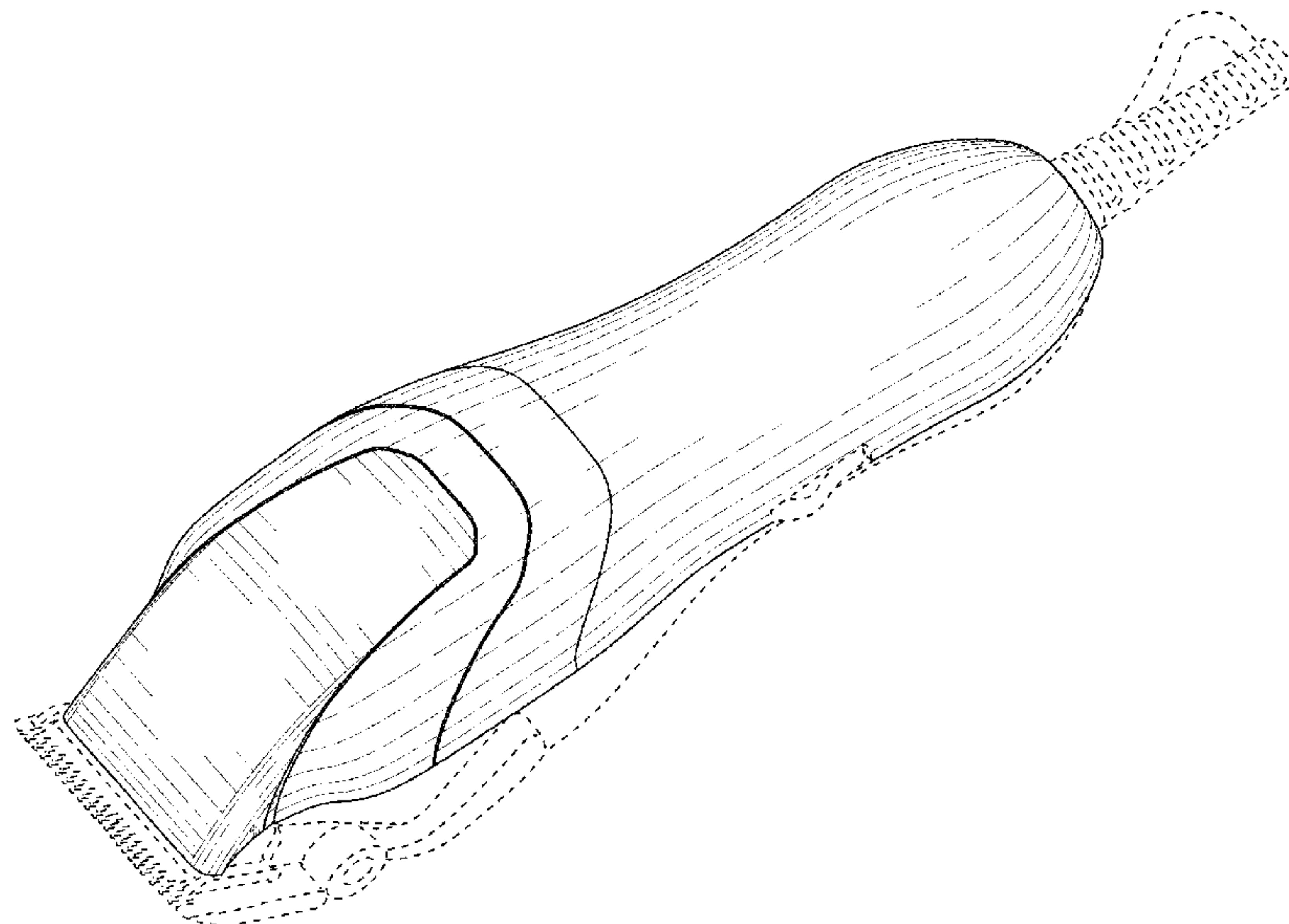
(57) **CLAIM**

The ornamental design for a hair clipper housing lid, as shown and described.

DESCRIPTION

FIG. 1 is a top perspective view of the present hair clipper housing lid;
 FIG. 2 is a left side view of same;
 FIG. 3 is a right side view of the hair clipper housing lid of FIG. 1;
 FIG. 4 is a front view of same;
 FIG. 5 is a rear view of the hair clipper housing lid of FIG. 1;
 FIG. 6 is a top plan view of same; and,
 FIG. 7 is a bottom plan view of the hair clipper housing lid of FIG. 1.
 The subject matter depicted in broken lines is for environment purposes only and forms no part of the claimed invention.

1 Claim, 4 Drawing Sheets



(56)

References Cited

U.S. PATENT DOCUMENTS

9,038,276	B2	5/2015	Arndt et al.	
D758,665	S	6/2016	Skuhra	
D790,132	S	6/2017	Aulwes et al.	
D790,133	S	6/2017	Aulwes et al.	
D800,386	S	10/2017	Fleming et al.	
D800,389	S	10/2017	Fleming et al.	
D819,890	S	6/2018	Gross	
D844,244	S *	3/2019	Wu	D28/53
D844,245	S *	3/2019	Wu	D28/53
D846,192	S *	4/2019	Wu	D28/53
D847,431	S *	4/2019	Aulwes	D28/53
D847,432	S *	4/2019	Aulwes	D28/54
D849,326	S *	5/2019	Fleming	D28/53
D851,834	S *	6/2019	Peterson, Jr.	D28/53
D851,835	S *	6/2019	Gross	D28/53
D855,887	S *	8/2019	Fleming	D28/54
2013/0200823	A1	8/2013	Chan	
2014/0338199	A1	11/2014	Erickson	

* cited by examiner

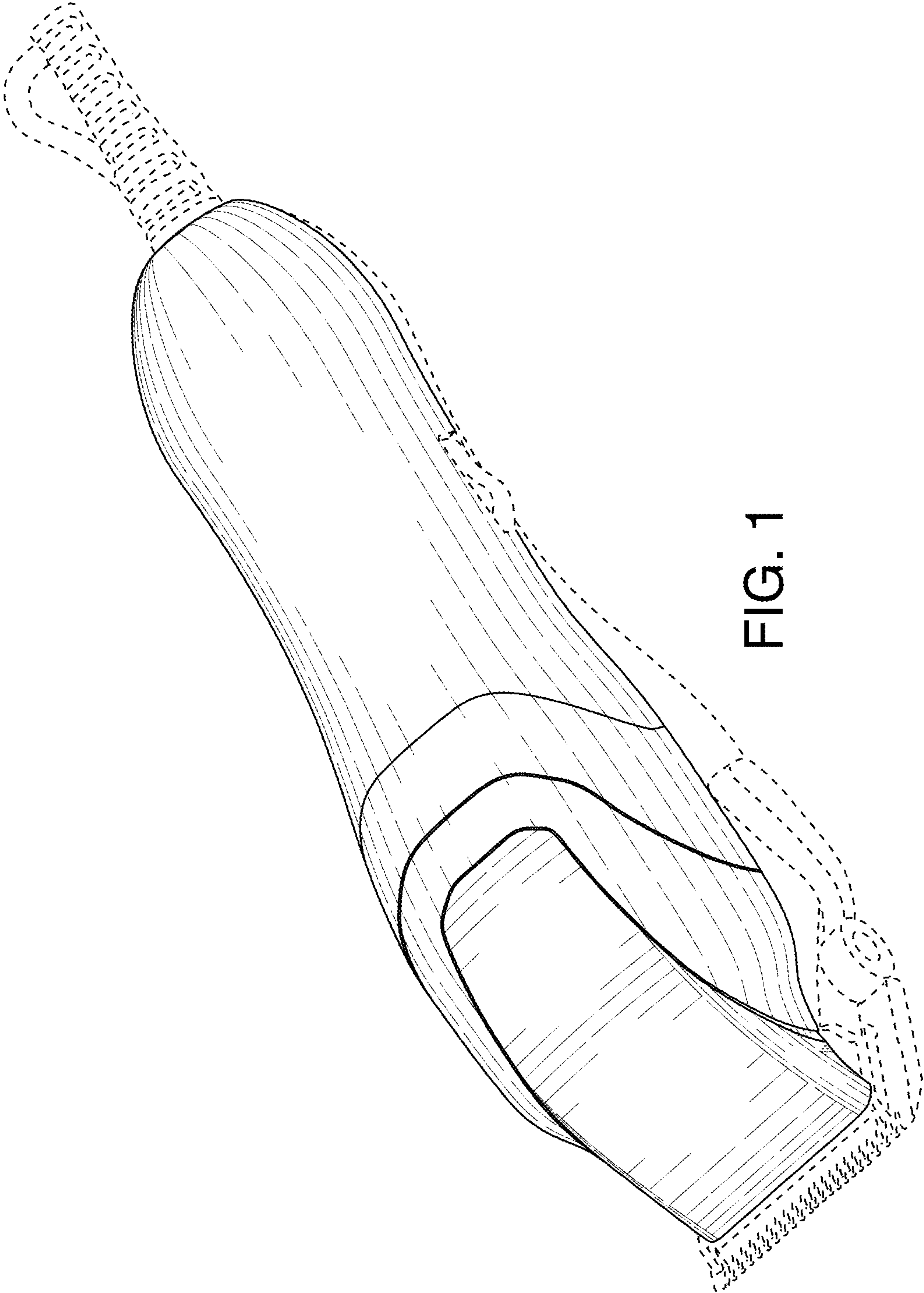


FIG. 1

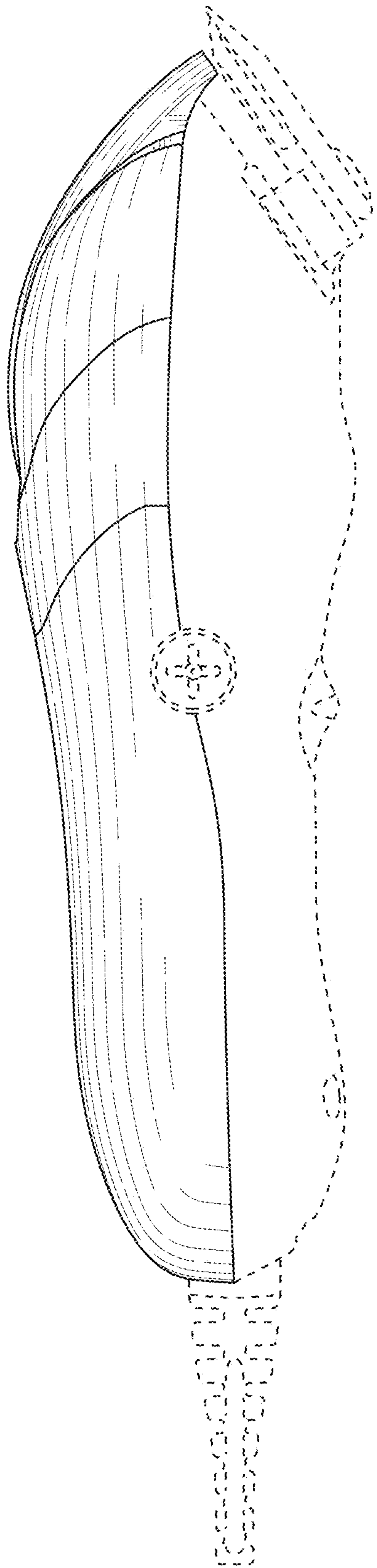


FIG. 2

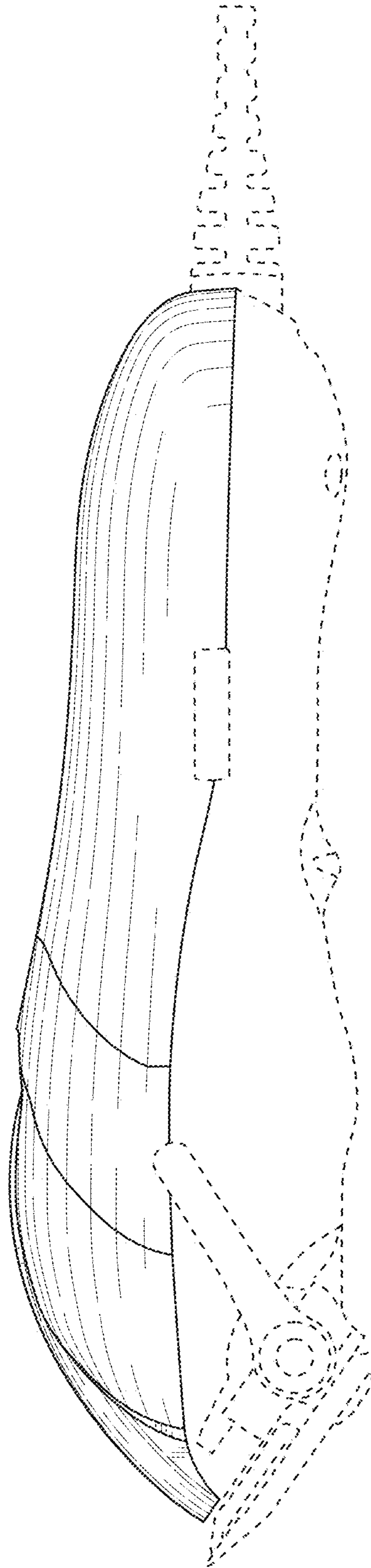


FIG. 3

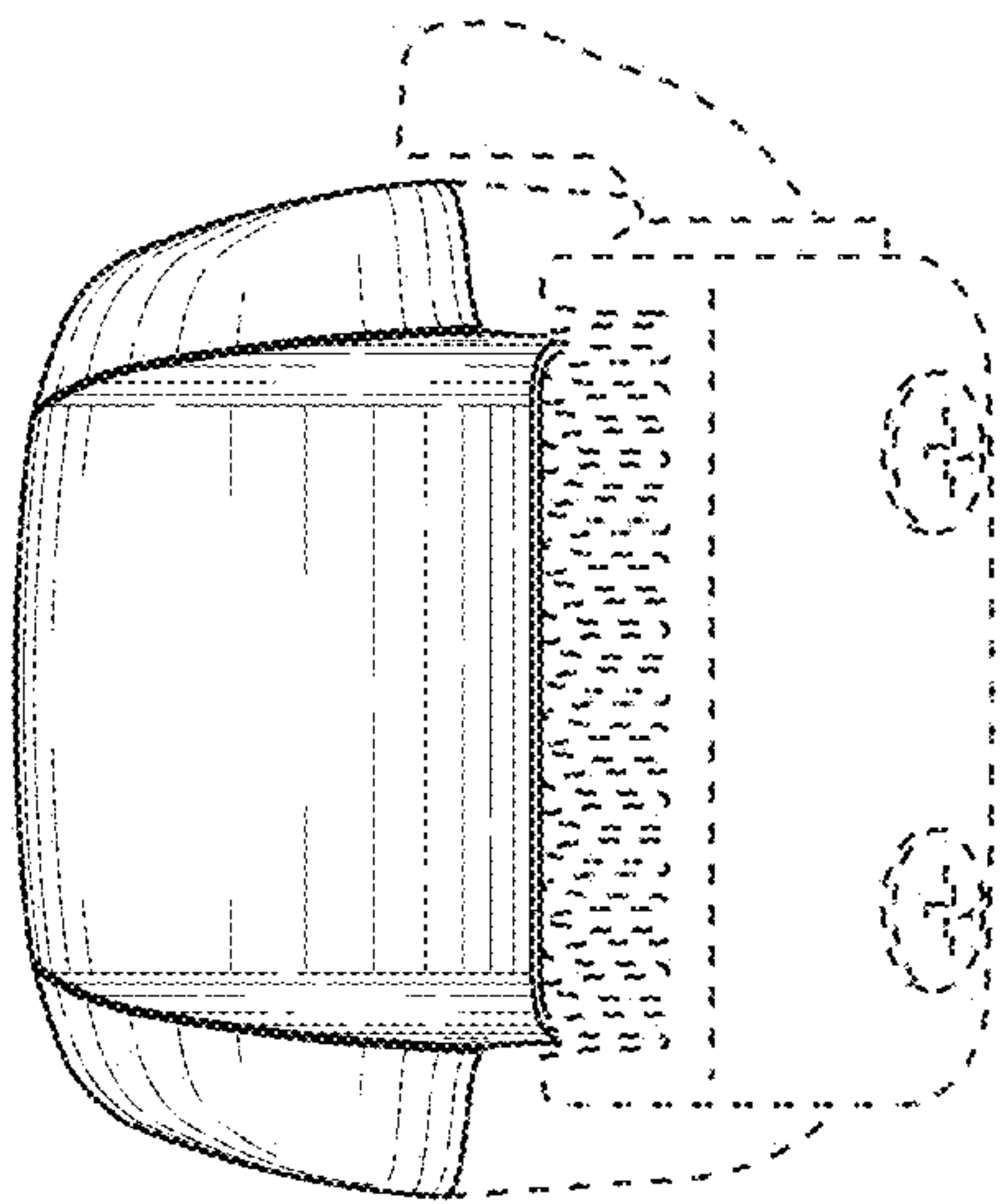


FIG. 4

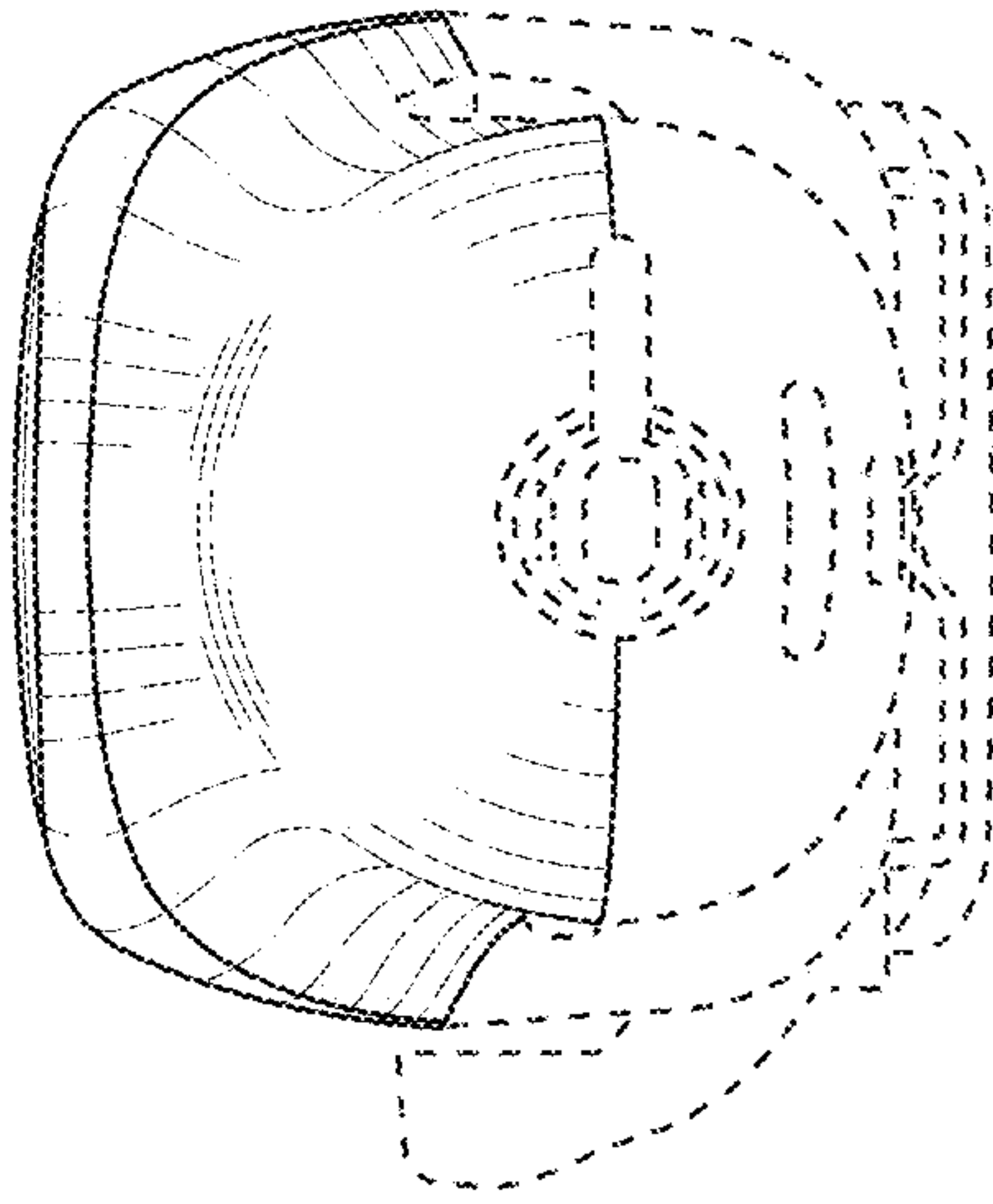


FIG. 5

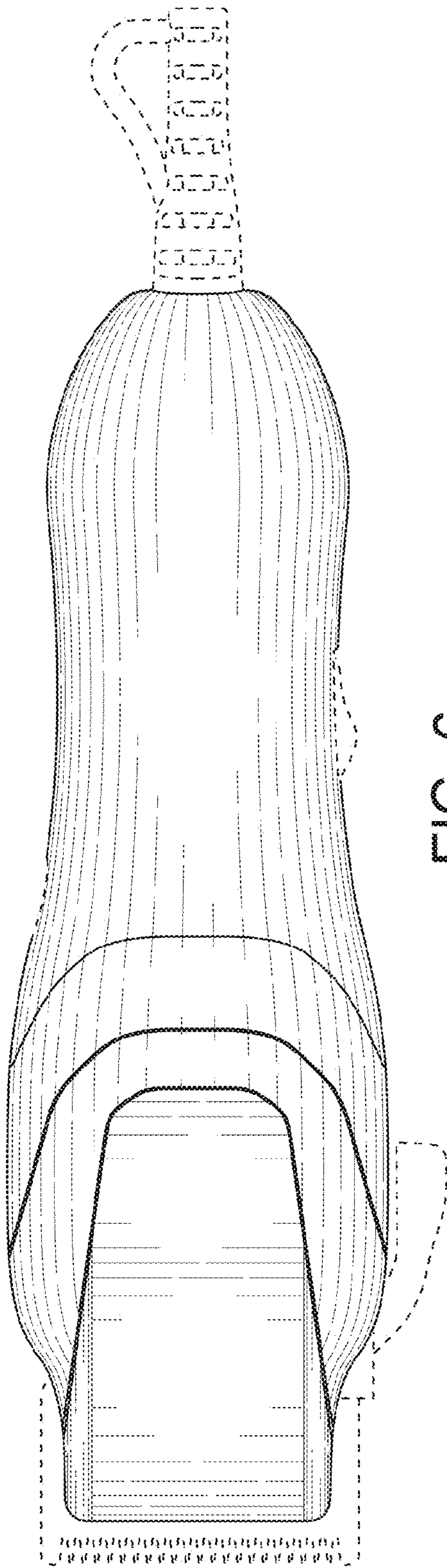


FIG. 6

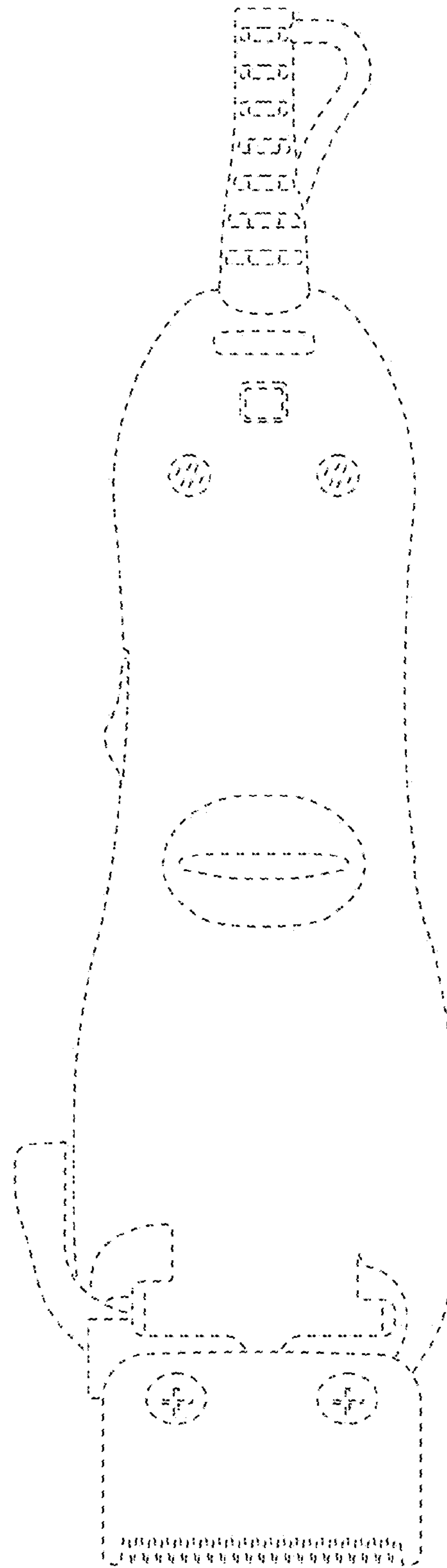


FIG. 7