



US00D870380S

(12) **United States Design Patent**
Tucker et al.

(10) **Patent No.:** **US D870,380 S**

(45) **Date of Patent:** **** Dec. 17, 2019**

- (54) **RAZOR CARTRIDGE**
- (71) Applicant: **SHAVELOGIC, INC.**, Dallas, TX (US)
- (72) Inventors: **William E. Tucker**, Attleboro, MA (US); **Douglas R. Kohring**, Arrowsic, ME (US)
- (73) Assignee: **ShaveLogic, Inc.**, Dallas, TX (US)
- (**) Term: **15 Years**
- (21) Appl. No.: **29/656,459**
- (22) Filed: **Jul. 12, 2018**
- (51) **LOC (12) Cl.** **28-03**
- (52) **U.S. Cl.**
USPC **D28/47**
- (58) **Field of Classification Search**
USPC D28/44–54
CPC ... B26B 21/00–12; B26B 21/14; B26B 21/16;
B26B 21/165; B26B 21/18; B26B 21/185;
B26B 21/20–227; B26B 19/00; B26B
19/10; B26B 19/12; B26B 19/14; B26B
19/38; B26B 19/02–107
See application file for complete search history.

| | | | | | |
|------------|------|---------|--------------|-------|-----------------------|
| 6,854,188 | B1 * | 2/2005 | Wonderley | | B26B 21/225 30/527 |
| 7,152,512 | B1 * | 12/2006 | Prochaska | | B26B 21/225 83/13 |
| 7,461,458 | B2 * | 12/2008 | Peysen | | B26B 21/225 30/50 |
| D603,097 | S * | 10/2009 | Cataudella | | D28/47 |
| 8,033,023 | B2 * | 10/2011 | Johnson | | B26B 21/225 30/50 |
| D664,713 | S * | 7/2012 | Christie | | D28/47 |
| D737,513 | S * | 8/2015 | Lettenberger | | D28/47 |
| 9,283,685 | B2 * | 3/2016 | Griffin | | B26B 21/521 |
| 9,475,202 | B2 * | 10/2016 | Griffin | | B26B 21/225 |
| D775,423 | S * | 12/2016 | Bae | | D28/47 |
| D816,912 | S * | 5/2018 | Zucker | | D28/47 |
| D819,272 | S * | 5/2018 | Evarts | | D28/47 |
| D819,887 | S * | 6/2018 | Evarts | | D28/47 |
| 10,131,063 | B2 * | 11/2018 | Metcalf | | B26B 21/14 |

* cited by examiner

Primary Examiner — Jennifer Rivard

Assistant Examiner — Alison M Ofstun

(74) *Attorney, Agent, or Firm* — Leber IP Law; Celia H. Leber

(57) **CLAIM**

The ornamental design for a razor cartridge, as shown and described.

DESCRIPTION

FIG. 1 is a top-left perspective view of a razor cartridge showing our new design;
FIG. 2 is a front view thereof;
FIG. 3 is a back view thereof;
FIG. 4 is a left side view thereof;
FIG. 5 is a bottom view thereof; and,
FIG. 6 is a top-left exploded perspective view thereof.
The broken lines illustrate portions of the razor cartridge and form no part of the claimed design.

1 Claim, 6 Drawing Sheets

(56) **References Cited**
U.S. PATENT DOCUMENTS

| | | | | | |
|-----------|------|---------|-----------|-------|------------------------|
| 4,599,793 | A * | 7/1986 | Iten | | B26B 21/225 30/47 |
| 4,785,534 | A * | 11/1988 | Lazarchik | | B26B 21/225 30/50 |
| 5,347,717 | A * | 9/1994 | Ts'ai | | B26B 21/225 30/50 |
| 6,112,412 | A * | 9/2000 | Richard | | B26B 21/443 30/41.5 |
| 6,138,361 | A * | 10/2000 | Richard | | B26B 21/225 30/50 |
| 6,182,366 | B1 * | 2/2001 | Richard | | B26B 21/225 30/47 |

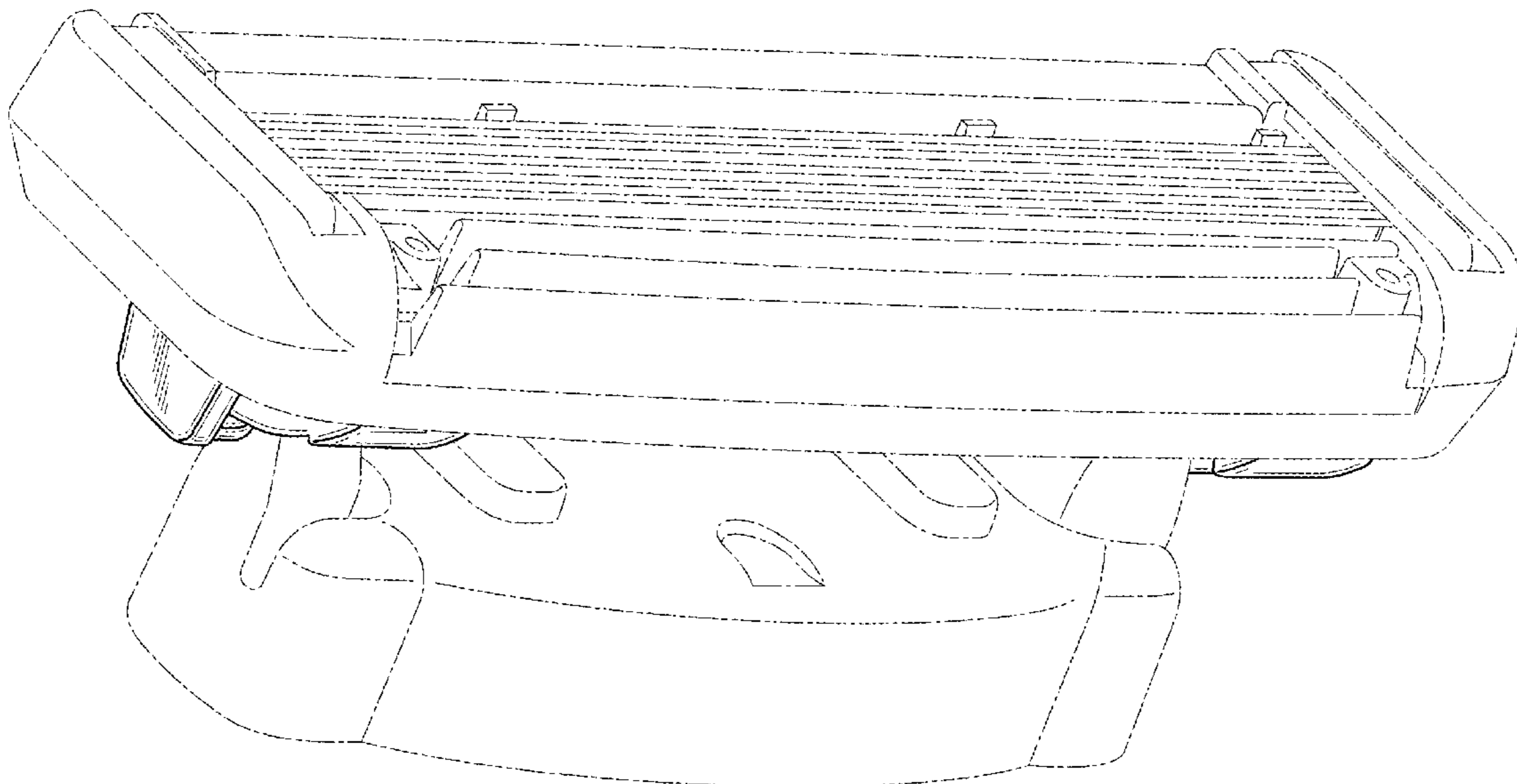


FIG. 1

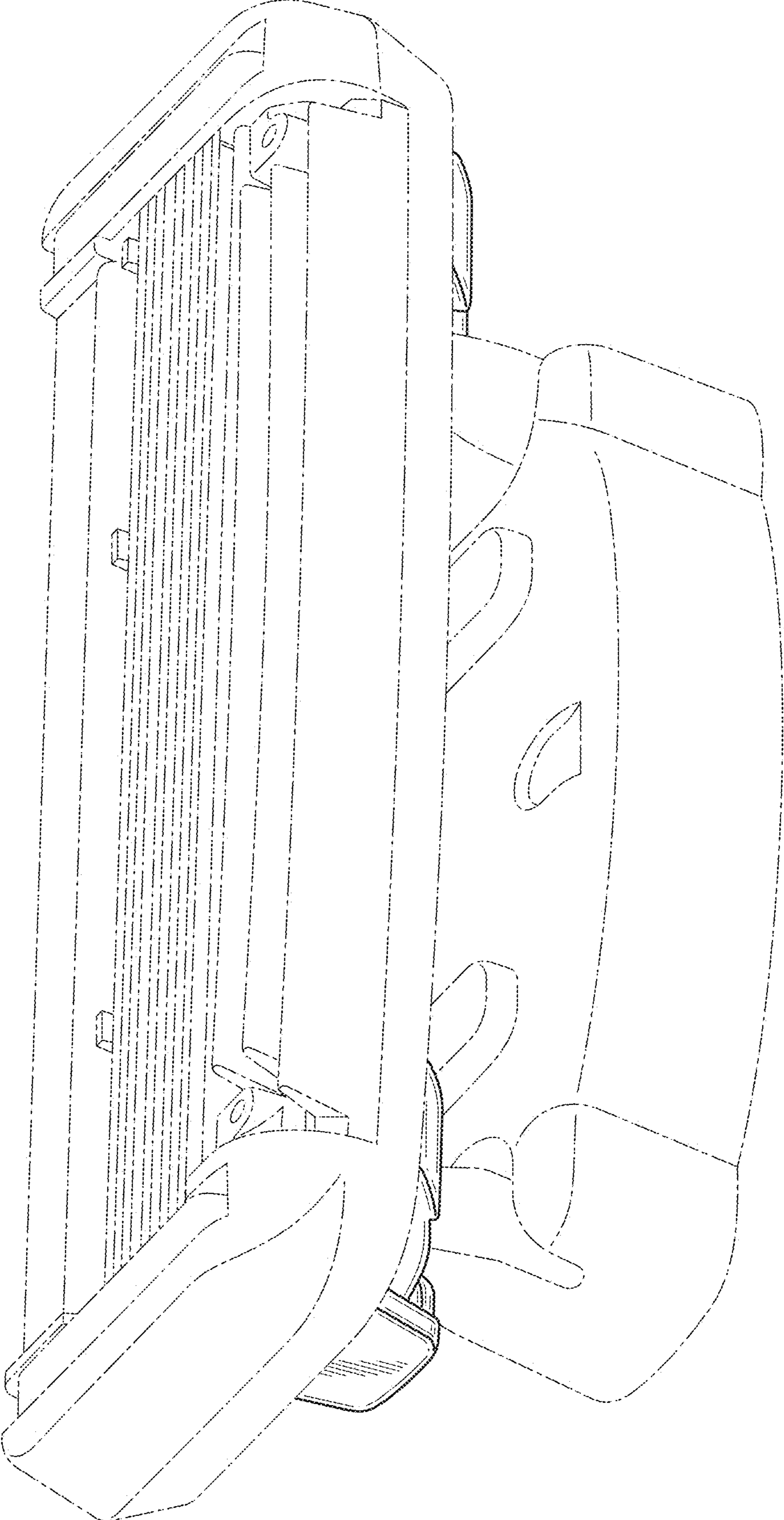


FIG. 2

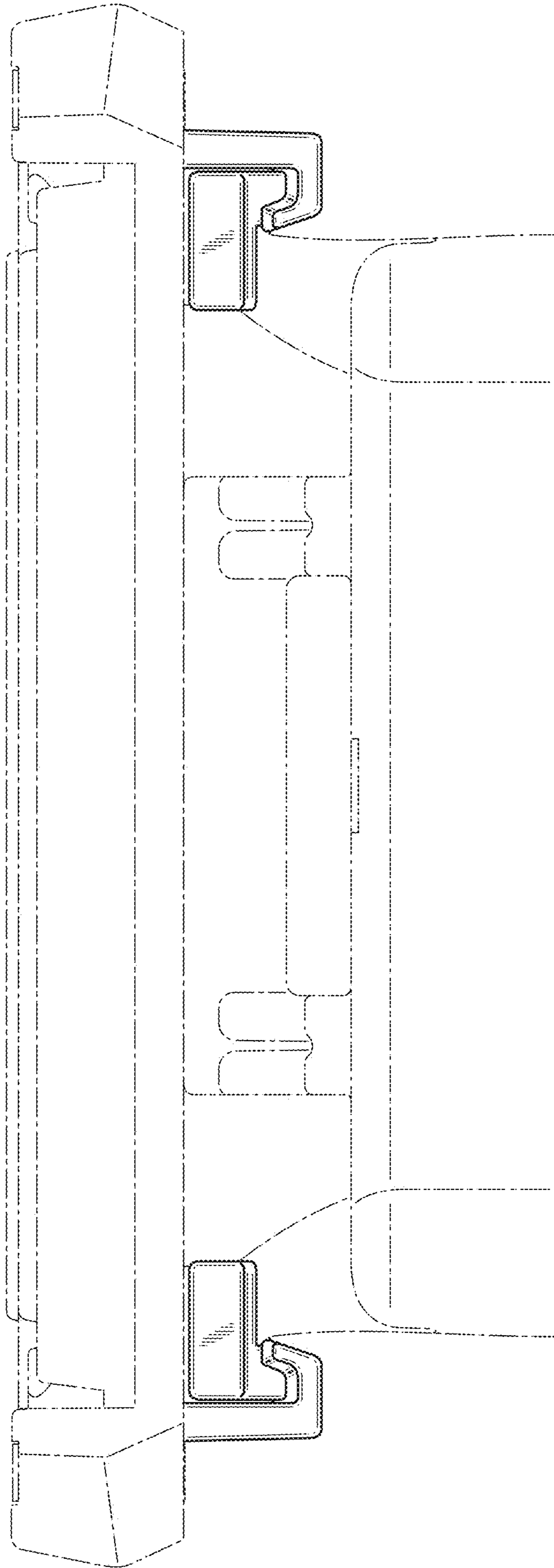


FIG. 3

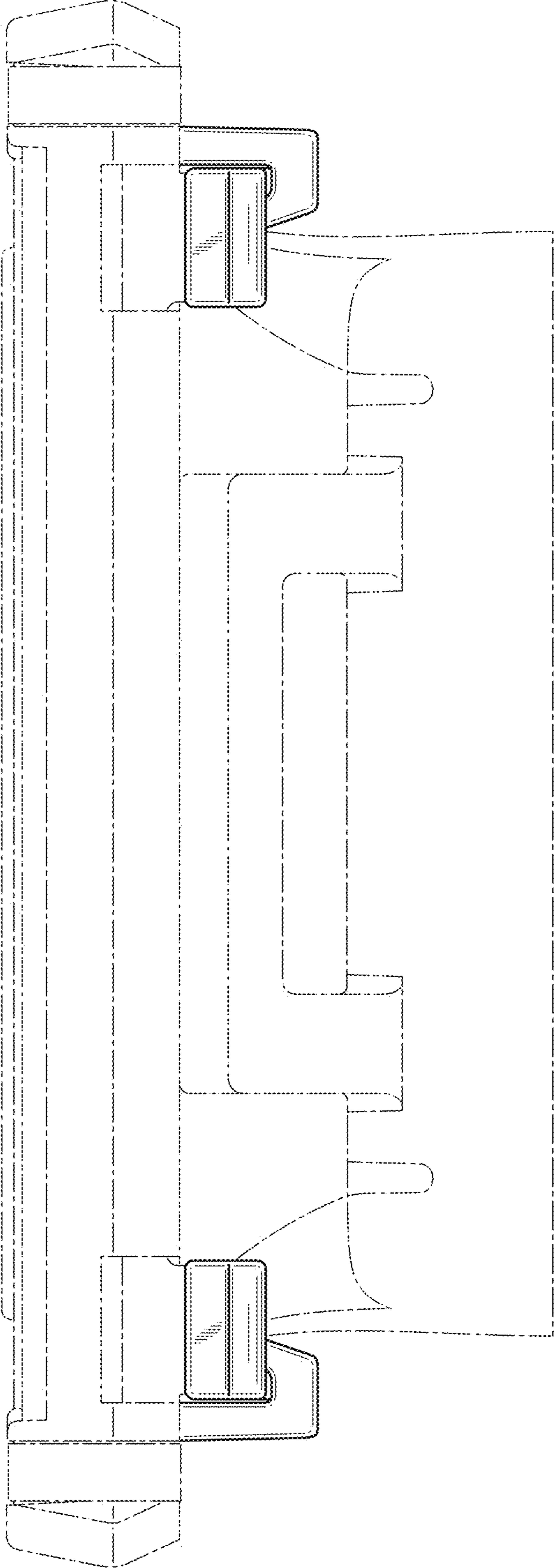


FIG. 4

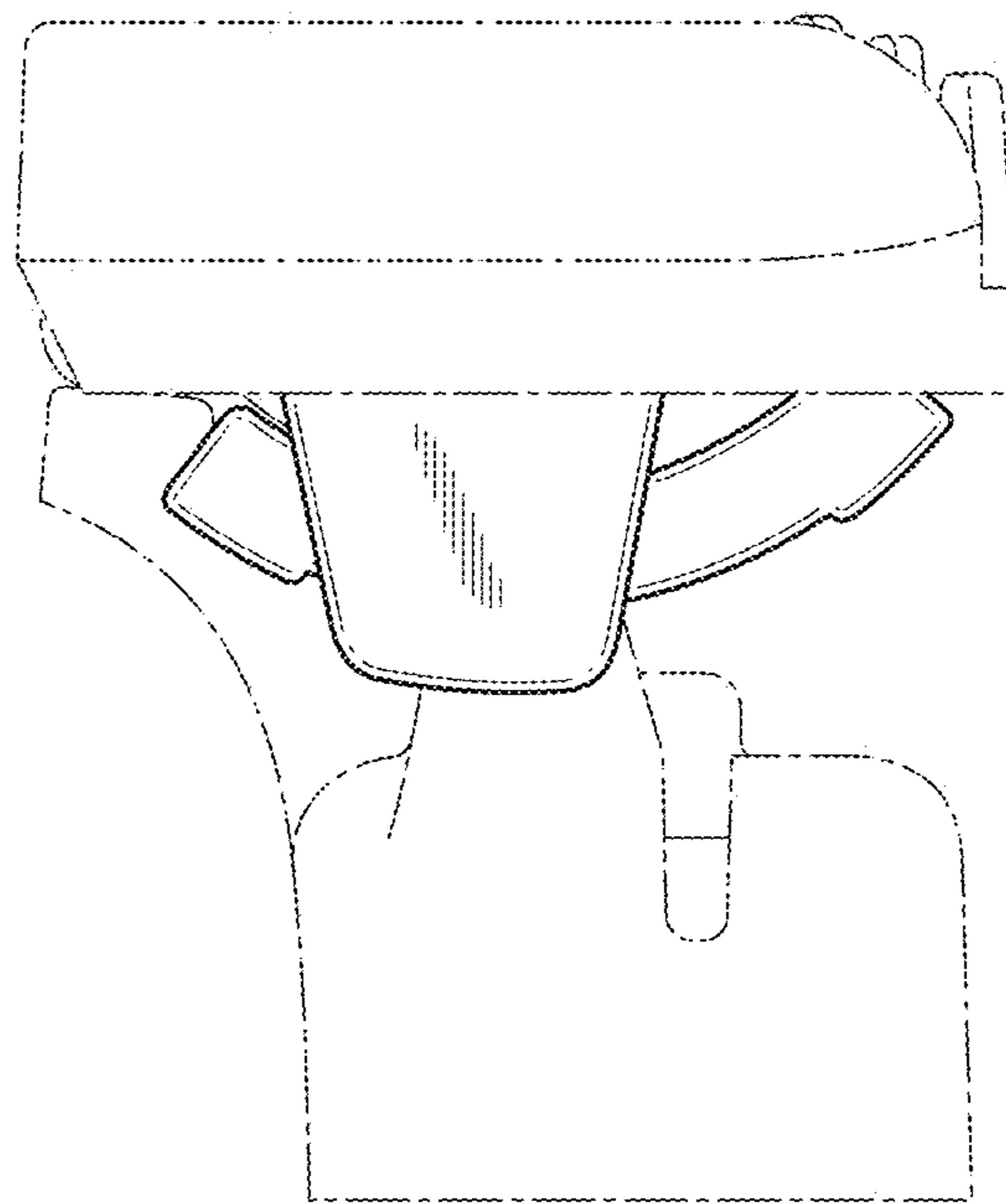
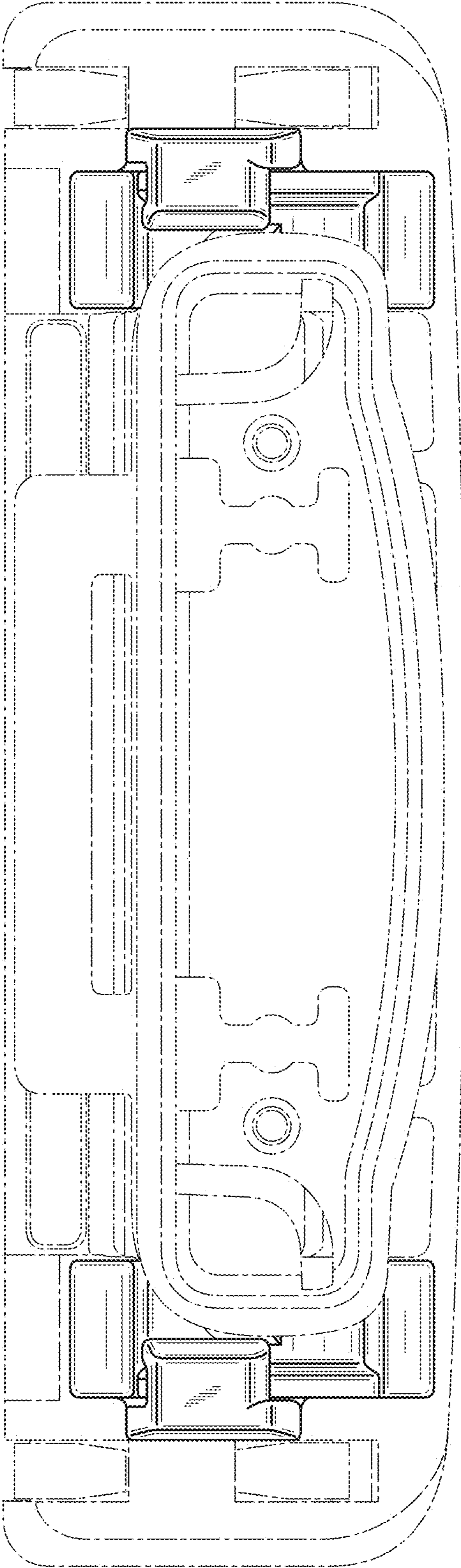


FIG. 5



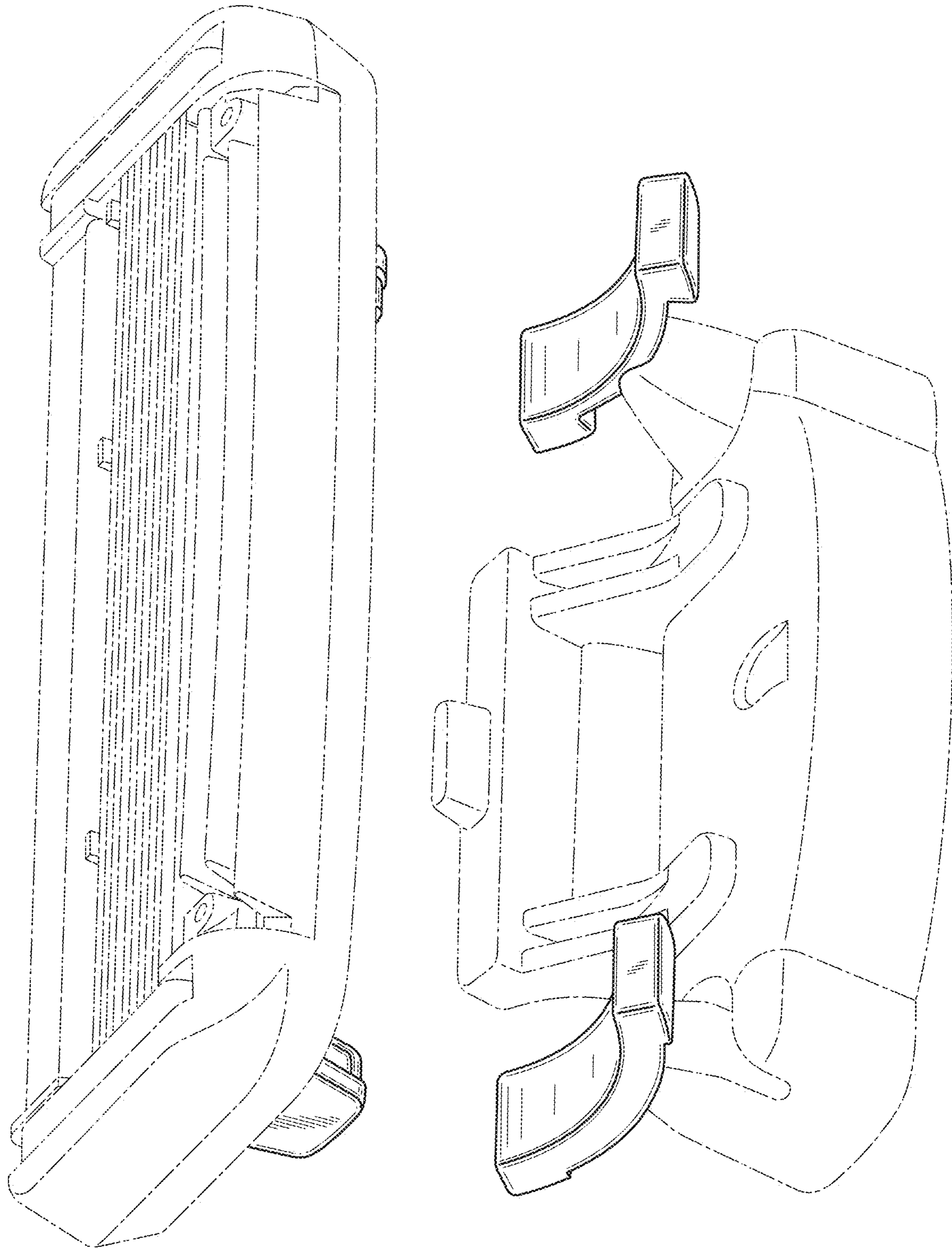


FIG. 6