



US00D870349S

(12) **United States Design Patent** (10) **Patent No.:** **US D870,349 S**  
**Miller** (45) **Date of Patent:** **\*\* Dec. 17, 2019**

(54) **LIGHTING FIXTURE**

(71) Applicant: **Jason Miller**, Brooklyn, NY (US)

(72) Inventor: **Jason Miller**, Brooklyn, NY (US)

(\*\*) Term: **15 Years**

(21) Appl. No.: **29/656,362**

(22) Filed: **Jul. 12, 2018**

(51) **LOC (12) Cl.** ..... **26-03**

(52) **U.S. Cl.**  
USPC ..... **D26/87**

(58) **Field of Classification Search**  
USPC ..... D26/72, 80, 85, 86, 87, 92  
CPC .... F21S 8/03; F21S 8/033; F21S 8/036; F21S  
8/037; F21S 9/037; F21V 1/04  
See application file for complete search history.

(56) **References Cited**

**U.S. PATENT DOCUMENTS**

D104,401 S	*	5/1937	Kanter	.....	D26/63
D237,533 S	*	11/1975	Gandini	.....	D26/87
D350,621 S	*	9/1994	Yuen	.....	D26/63
D442,728 S	*	5/2001	Littman	.....	D26/87
D664,698 S	*	7/2012	Meise	.....	D26/72
D667,160 S	*	9/2012	Van Klinken	.....	D26/87
D697,657 S	*	1/2014	Meise	.....	D26/87
D703,364 S	*	4/2014	Meise	.....	D26/87
D796,109 S	*	8/2017	Sonneman	.....	D26/87
D802,200 S	*	11/2017	Sonneman	.....	D26/87
D813,437 S	*	3/2018	Verelst	.....	D26/72
D845,534 S	*	4/2019	Van Duysen	.....	D26/87

**OTHER PUBLICATIONS**

IKEA PS 2017 Floor lamp with LED bulb, white. Article No. 104.278.94 First appeared in the 2019 IKEA catalog © 2018. catalog (Year: 2018).\*  
ÖstanåWall lamp, white. Article No. 702.285.80. Available from IKEA as early as Aug. 2017. (Year: 2017).\*

\* cited by examiner

*Primary Examiner* — Clare E Heflin

(74) *Attorney, Agent, or Firm* — Timothy W. Menasco, Esq.; Harter Secrest & Emery LLP

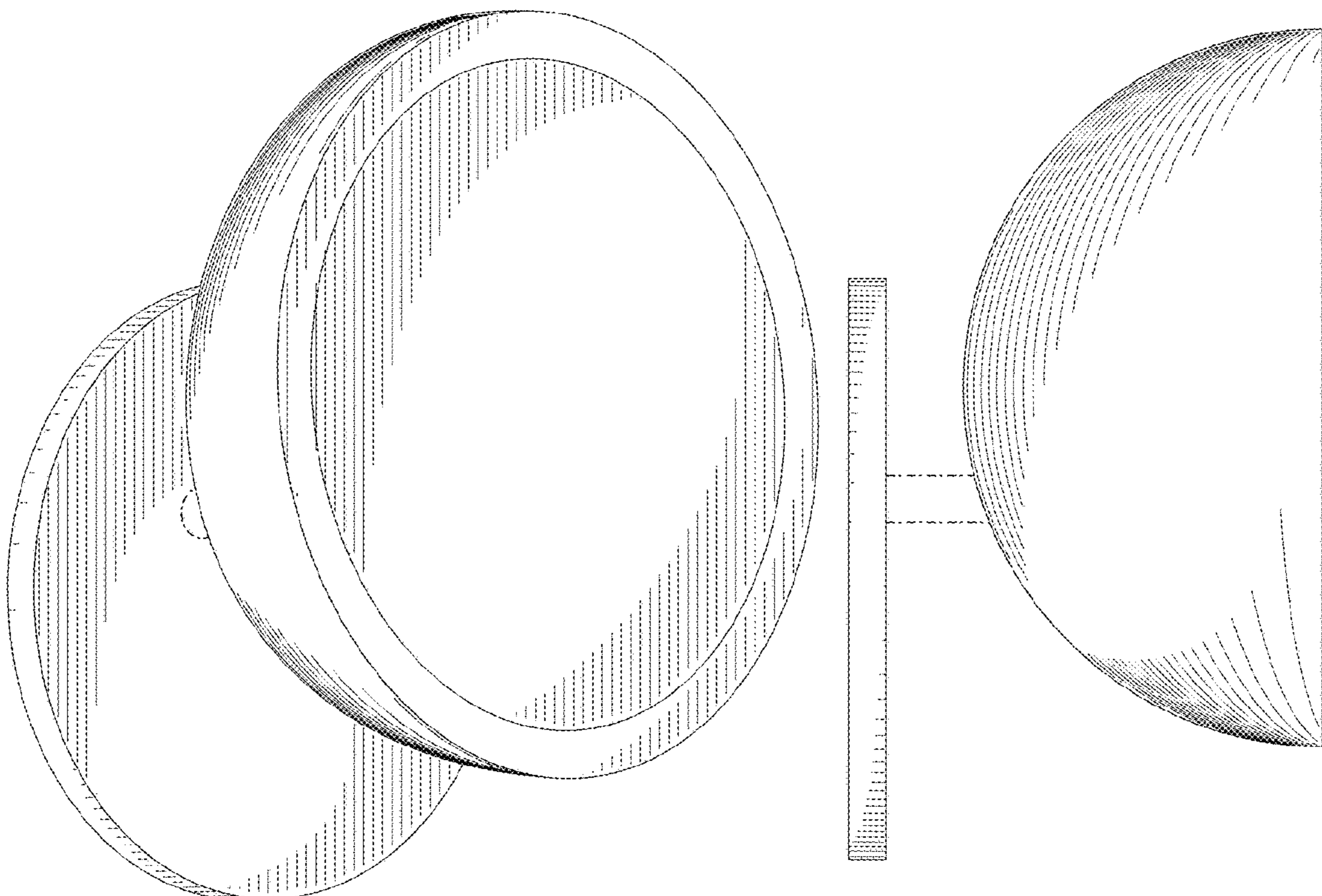
(57) **CLAIM**

The ornamental design for a lighting fixture, as shown and described.

**DESCRIPTION**

FIG. 1 is a front perspective view of a lighting fixture in accordance with the present invention; FIG. 2 is a front side view thereof; FIG. 3 is a right side view thereof; FIG. 4 is a rear side view thereof; FIG. 5 is a left side view thereof; FIG. 6 is a top view thereof; and, FIG. 7 is a bottom view thereof. The broken lines shown on the drawings depict portions of the lighting fixture that form no part of the claimed design.

**1 Claim, 6 Drawing Sheets**



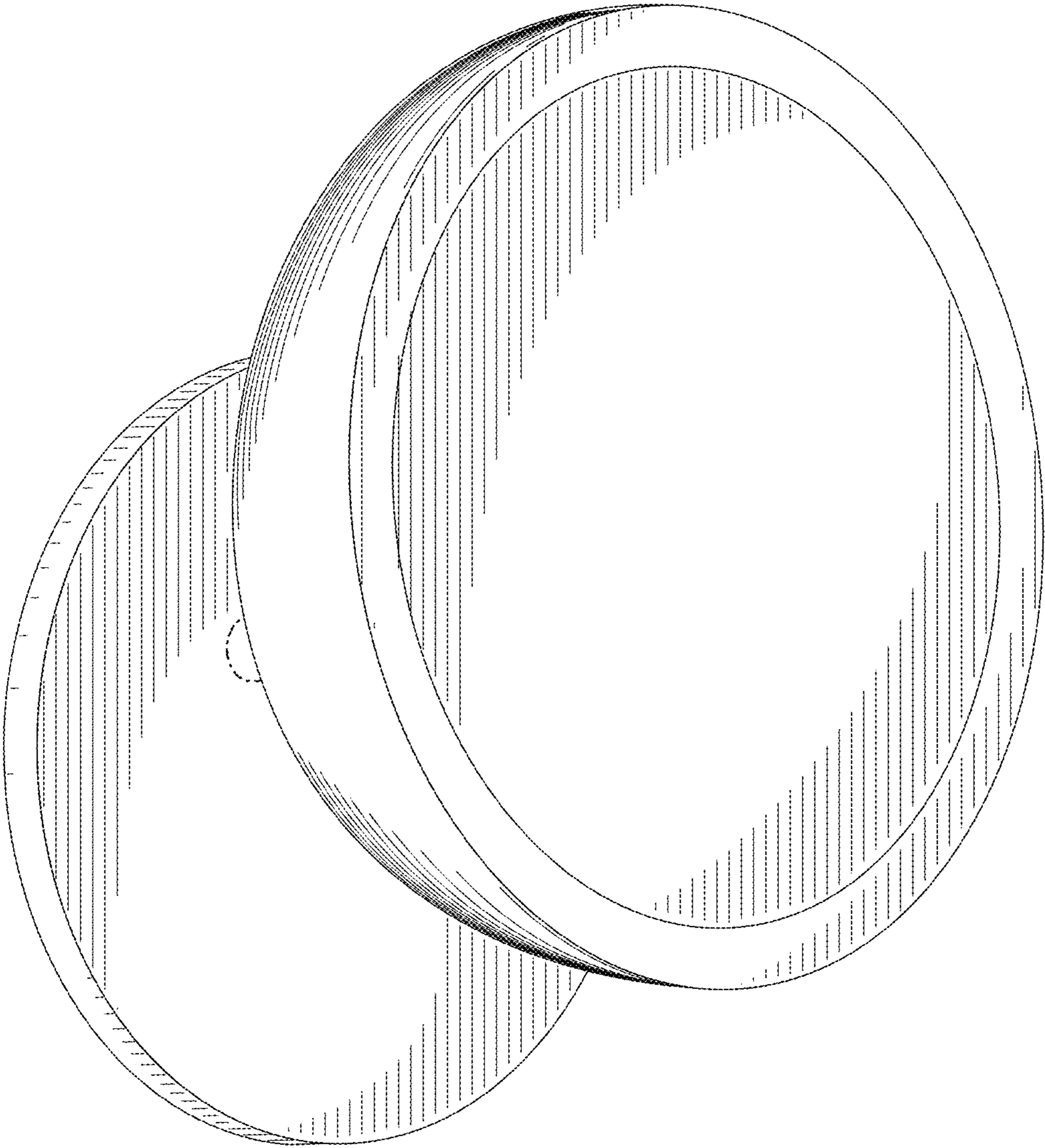


FIG. 1

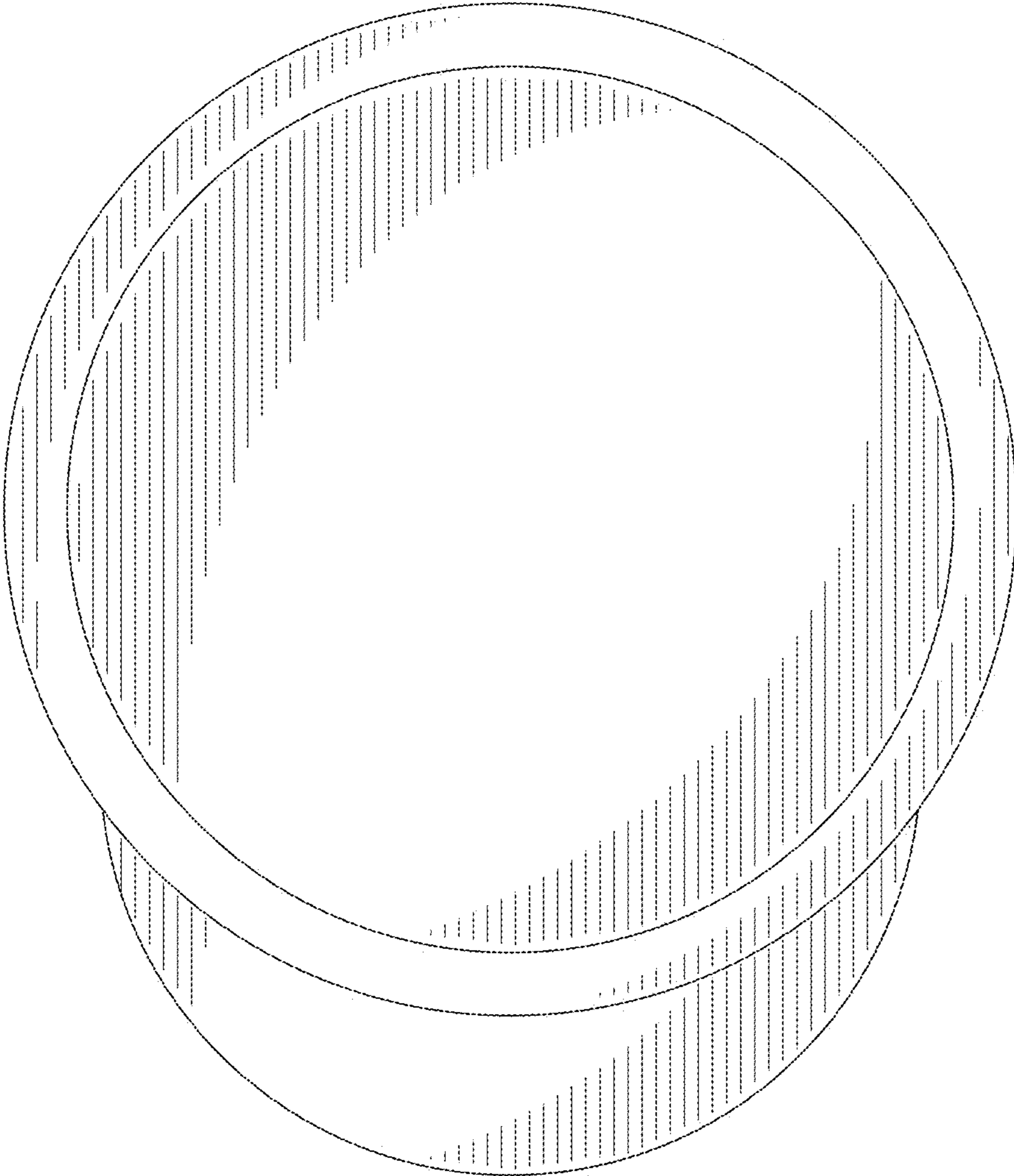


FIG. 2




FIG. 3




FIG. 4




FIG. 5

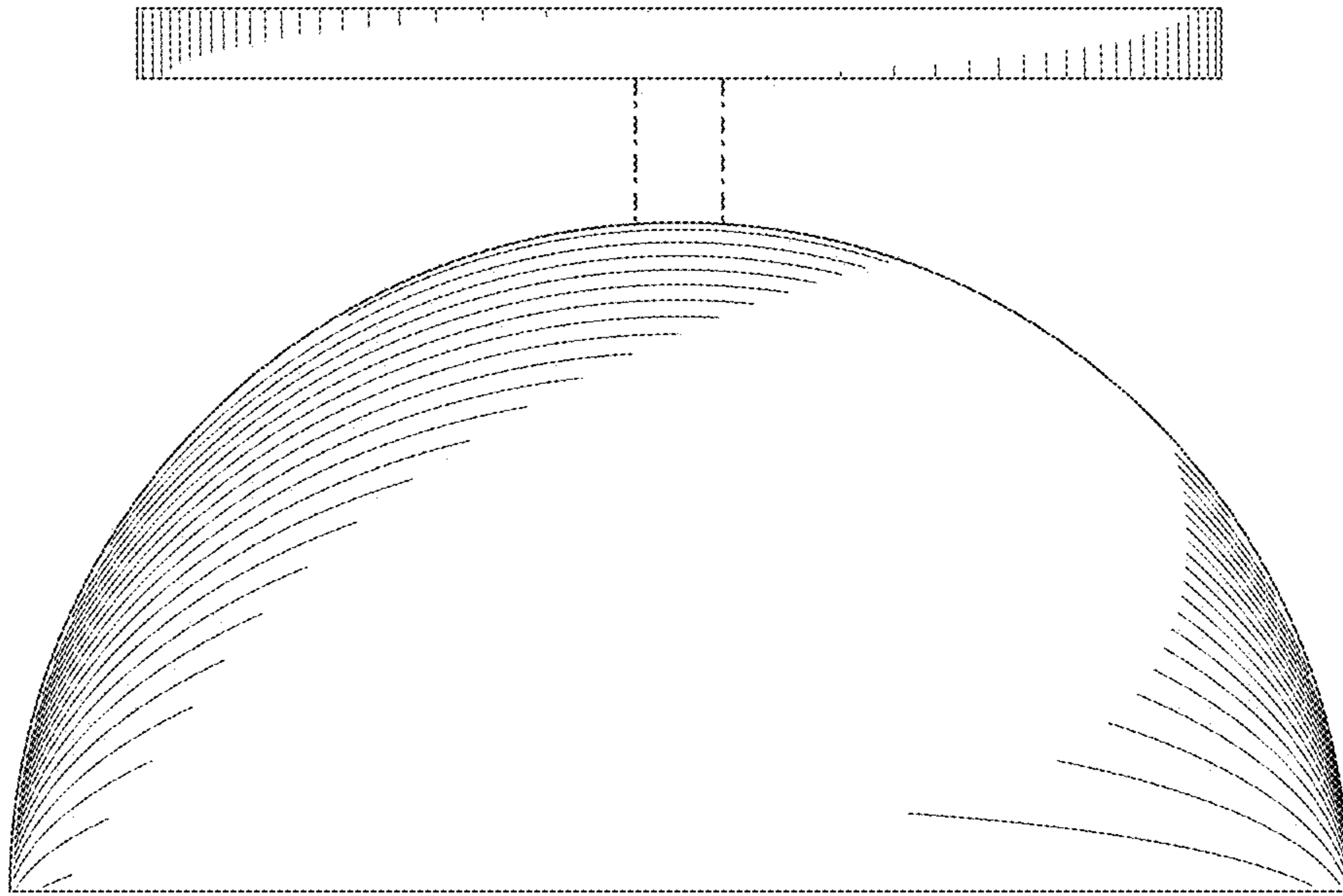


FIG. 6

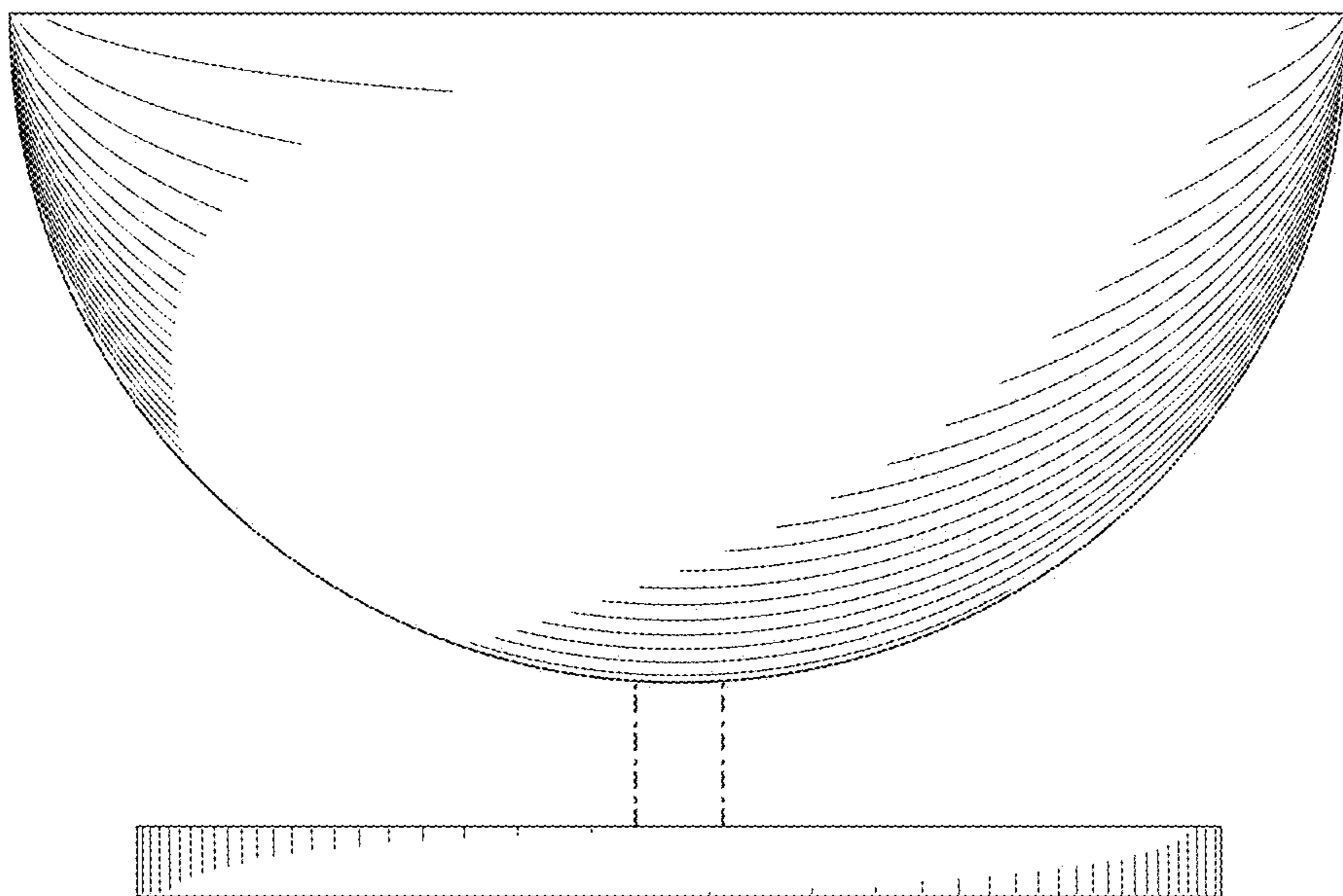


FIG. 7