



US00D870347S

(12) **United States Design Patent** (10) **Patent No.:** **US D870,347 S**  
**Yando** (45) **Date of Patent:** **\*\* Dec. 17, 2019**

(54) **CHANDELIER**

(56) **References Cited**

(71) Applicant: **SWAROVSKI LIGHTING, LTD.**,  
Plattsburgh, NY (US)

U.S. PATENT DOCUMENTS

(72) Inventor: **Roslyn J. Yando**, Brainardsville, NY  
(US)

5,921,668	A	*	7/1999	Bayer	
D504,191	S	*	4/2005	Schonbek	D26/154
D507,073	S	*	7/2005	Schonbek	D26/154
D620,173	S	*	7/2010	Sabernig	D26/144
D657,279	S	*	4/2012	Hsiao	D26/144
D657,493	S	*	4/2012	Groves	D26/154
D683,496	S	*	5/2013	Yando	D26/144
D683,885	S	*	6/2013	Kim	D26/84
D695,944	S	*	12/2013	Baylar	D26/88
D722,401	S	*	2/2015	Sterling	D26/87
D775,396	S	*	12/2016	Yando	D26/81

(73) Assignee: **SWAROVSKI LIGHTING, LTD.**,  
Plattsburgh, NY (US)

(\*\*) Term: **15 Years**

(21) Appl. No.: **29/622,055**

OTHER PUBLICATIONS

(22) Filed: **Oct. 13, 2017**

Yando, Roslyn J., U.S. Appl. No. 29/622,053 entitled "Chandelier Ornamentation" filed Oct. 13, 2017.

**Related U.S. Application Data**

(62) Division of application No. 35/001,138, filed on Jan. 11, 2016 (U.S. filing date under 35 U.S.C. 384), and having an international filing date of Jan. 11, 2016, now Pat. No. Des. 838,408.

\* cited by examiner

*Primary Examiner* — Zenia I Bennett

(74) *Attorney, Agent, or Firm* — Heslin Rothenberg Farley & Mesiti P.C.

(30) **Foreign Application Priority Data**

Jan. 11, 2016 (WO) ..... DM090552

(51) **LOC (12) Cl.** ..... **26-03**

(52) **U.S. Cl.**  
USPC ..... **D26/81**

(58) **Field of Classification Search**  
USPC ..... D26/1, 6, 24, 58, 93-94, 104-107, 110, D26/112; 362/3, 153, 186, 217, 255, 362/257, 277, 317, 351, 353, 362, 363, 362/382, 431, 433, 458, 806  
CPC ..... F21S 6/00; F21S 6/002; F21S 8/04; F21S 8/043; F21S 8/046; F21S 8/06; F21S 8/061; F21S 8/063; F21S 8/065; F21V 21/00; F21V 21/02; F21V 23/04; F21W 2121/00; F21W 2131/20; F21W 2131/30  
See application file for complete search history.

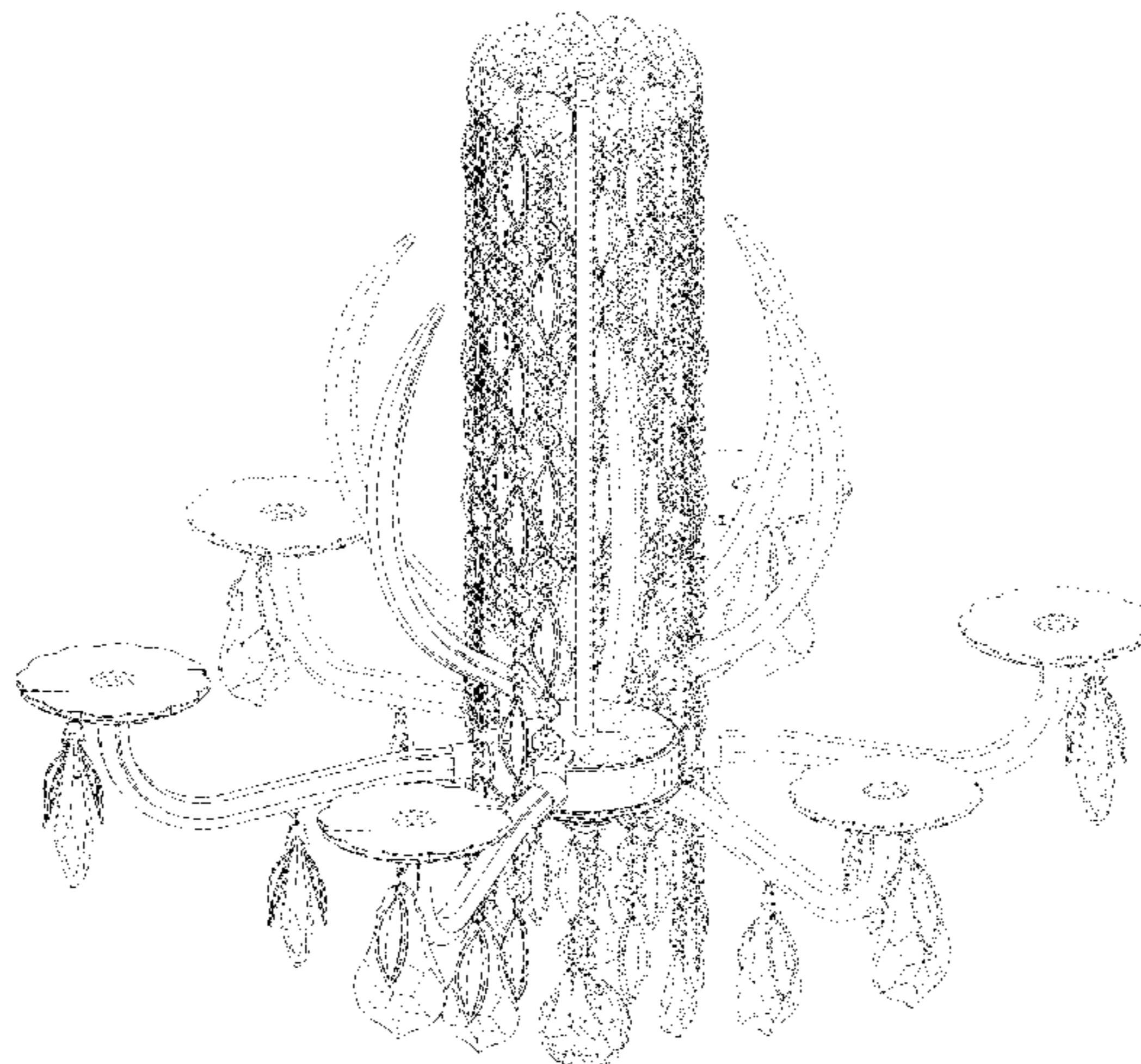
(57) **CLAIM**

The ornamental design for a chandelier, as shown and described.

**DESCRIPTION**

FIG. 1 is a perspective view of the chandelier of the present invention;  
FIG. 2 is a front elevation view thereof;  
FIG. 3 is a rear elevation view thereof;  
FIG. 4 is a top plan view thereof;  
FIG. 5 is a bottom plan view thereof;  
FIG. 6 is a right side elevation view thereof; and,  
FIG. 7 is a left side elevation view thereof.

(Continued)



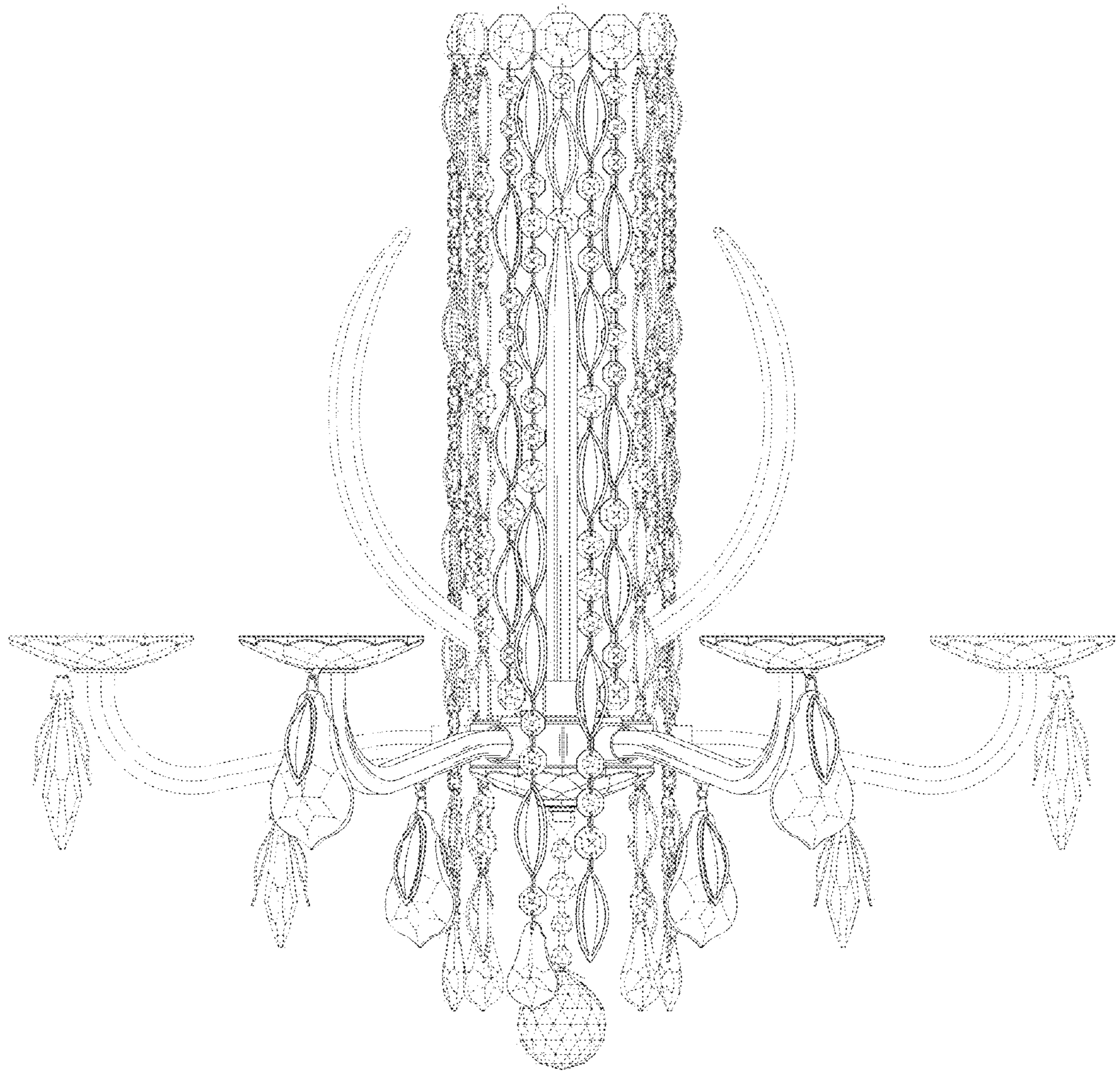
The broken lines in the figures are for illustrative purposes only and form no part of the claimed invention.

**1 Claim, 7 Drawing Sheets**




**FIG. 1**

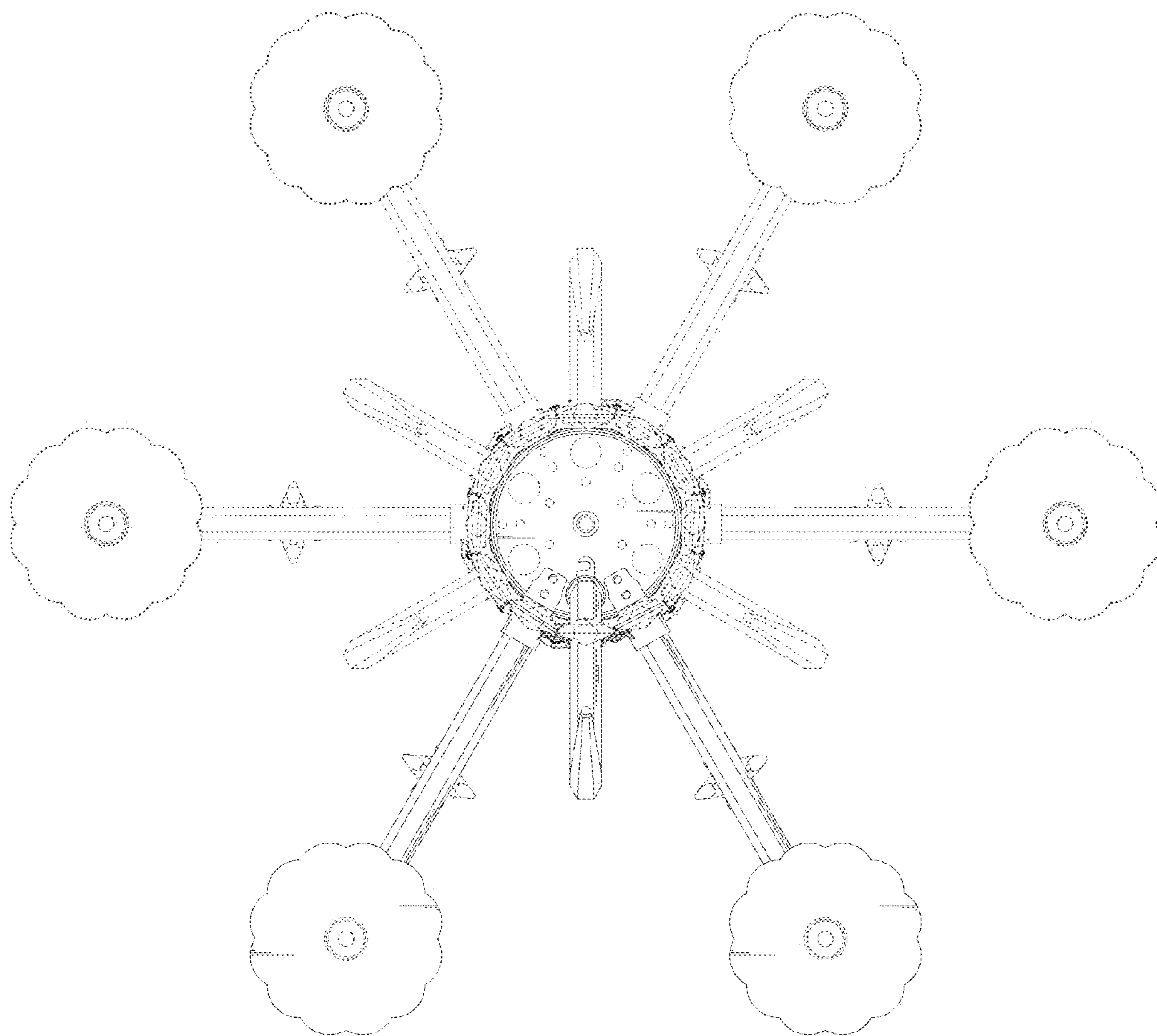




**FIG. 2**




**FIG. 3**




**FIG. 4**






**FIG. 5**



**FIG. 6**





**FIG. 7**