



US00D870338S

(12) **United States Design Patent** (10) **Patent No.:** **US D870,338 S**
Young (45) **Date of Patent:** **** Dec. 17, 2019**

(54) **LIGHTED POST**

(71) Applicant: **Andrew Bruce Young**, Edmonton (CA)

(72) Inventor: **Andrew Bruce Young**, Edmonton (CA)

(**) Term: **15 Years**

(21) Appl. No.: **29/527,079**

(22) Filed: **May 15, 2015**

(51) **LOC (12) Cl.** **26-01**

(52) **U.S. Cl.**
USPC **D26/51**

(58) **Field of Classification Search**

USPC D26/37, 38, 40, 42, 44, 46, 51, 67, 68
CPC F21L 2003/00; F21L 4/00; F21L 4/005;
F21L 4/02; F21L 4/025; F21L 4/027;
F21L 4/04; F21L 4/08; F21L 2005/00;
F21L 7/00; F21L 11/00; F21L 13/00;
F21L 13/04; F21L 13/08; F21L 14/02;
F21L 17/00; F21L 19/00

See application file for complete search history.

(56) **References Cited**

U.S. PATENT DOCUMENTS

D141,421 S * 5/1945 Fischel D26/104
D209,416 S * 11/1967 Smith D25/129
D373,000 S * 8/1996 Brady D20/41
D435,309 S * 12/2000 Landefeld D26/68
D554,282 S * 10/2007 Flaherty D26/68
D593,243 S * 5/2009 Flaherty D26/68
D597,699 S * 8/2009 Flaherty D26/68
D610,730 S * 2/2010 Flaherty D26/68
D661,832 S * 6/2012 Williams D26/68
D695,937 S * 12/2013 Duquette D26/68
D731,687 S * 6/2015 Haws D26/46
D757,318 S * 5/2016 Evans D26/46

D773,710 S * 12/2016 Ahrari D26/68
2006/0092646 A1 * 5/2006 Kelly E04H 12/08
362/431
2006/0109667 A1 * 5/2006 Flaherty F21S 8/083
362/431

* cited by examiner

Primary Examiner — Lakiya G Rogers

Assistant Examiner — Carissa C Fitts

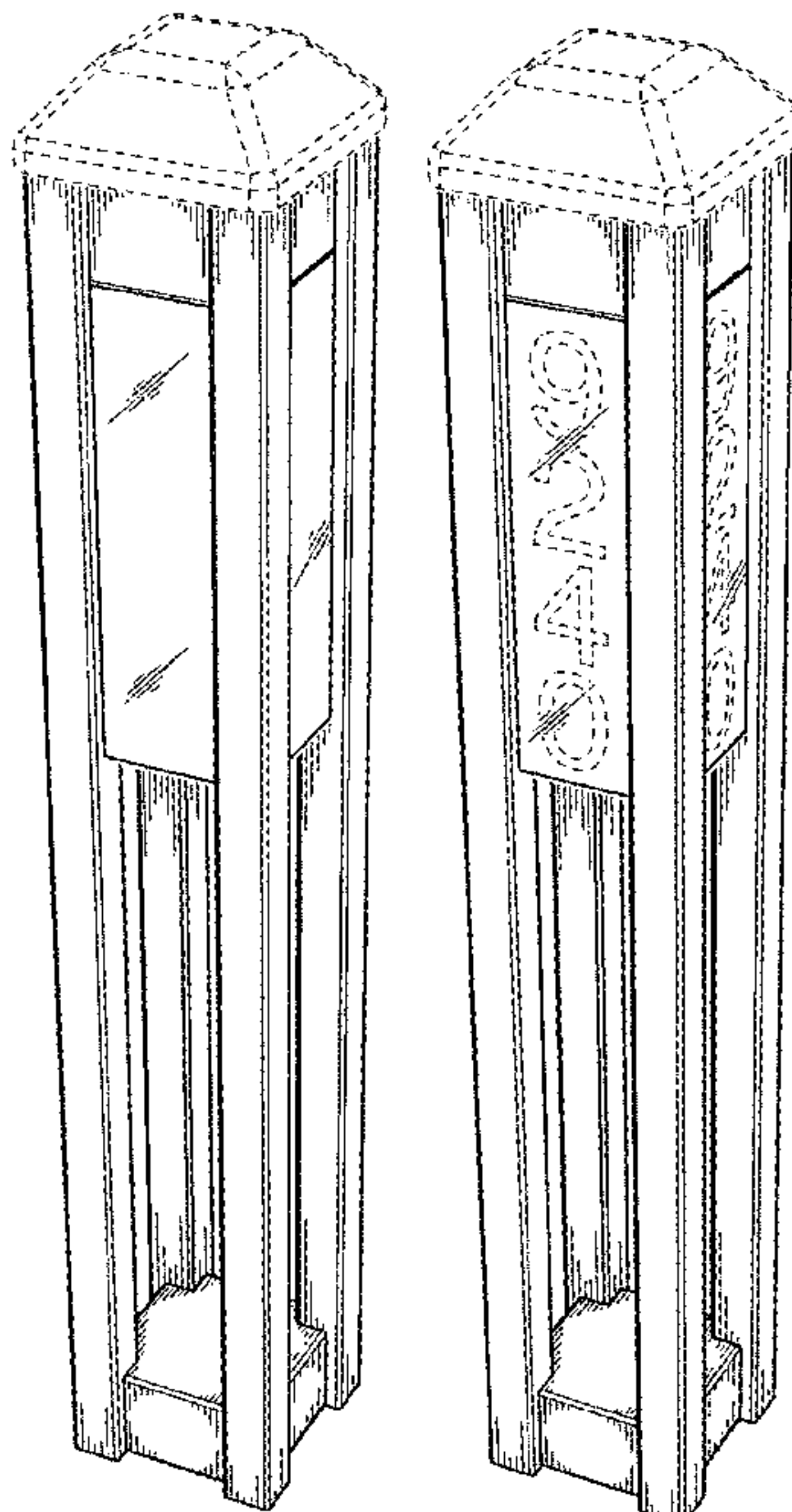
(57) **CLAIM**

The ornamental design for a lighted post, as shown and described.

DESCRIPTION

FIG. 1 is a perspective view of a first embodiment of a lighted post showing my new design;
FIG. 2 is a front elevation view thereof. This view is the same for all four sides of the first embodiment;
FIG. 3 is a perspective view of a second embodiment of a lighted post showing my new design;
FIG. 4 is a front elevation view thereof;
FIG. 5 is a side elevation view thereof. The other side elevation of the second embodiment is the same as this view;
FIG. 6 is a rear elevation view thereof;
FIG. 7 is a perspective view of a third embodiment of a lighted post showing my new design;
FIG. 8 is a front elevation view thereof. This view is the same for all four sides of the third embodiment;
FIG. 9 is a perspective view of a fourth embodiment of a lighted post showing my new design; and,
FIG. 10 is a front elevation view thereof. This view is the same for all four sides of the fourth embodiment.
The broken lines show unclaimed portions of the article and form no part of the claimed design.

1 Claim, 5 Drawing Sheets



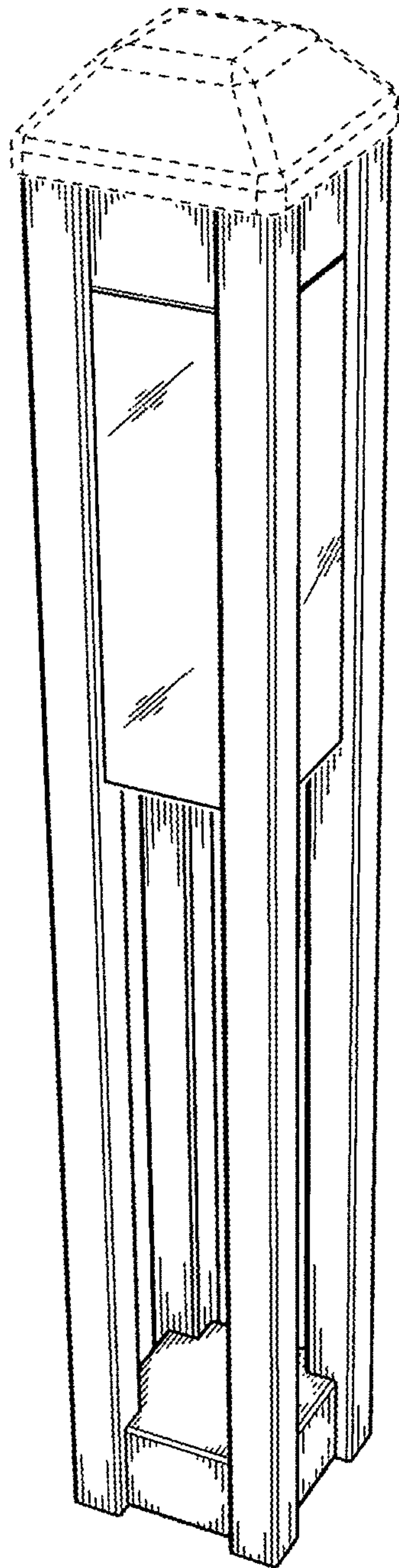


FIG. 1

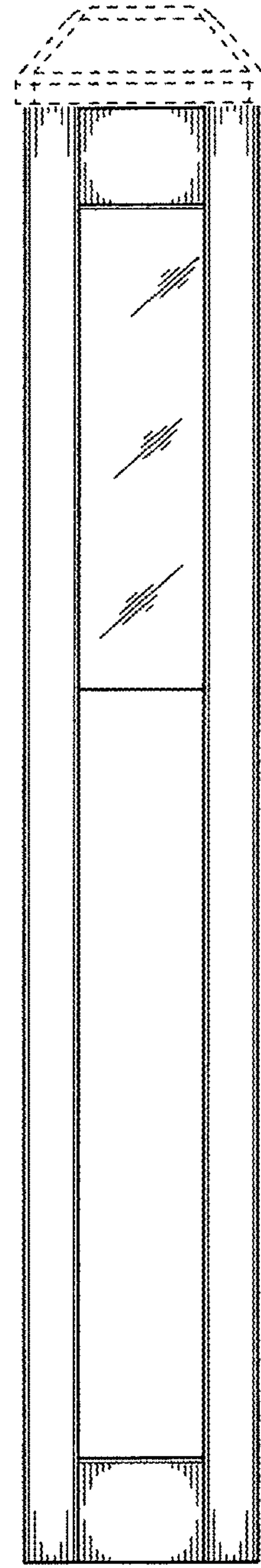


FIG. 2

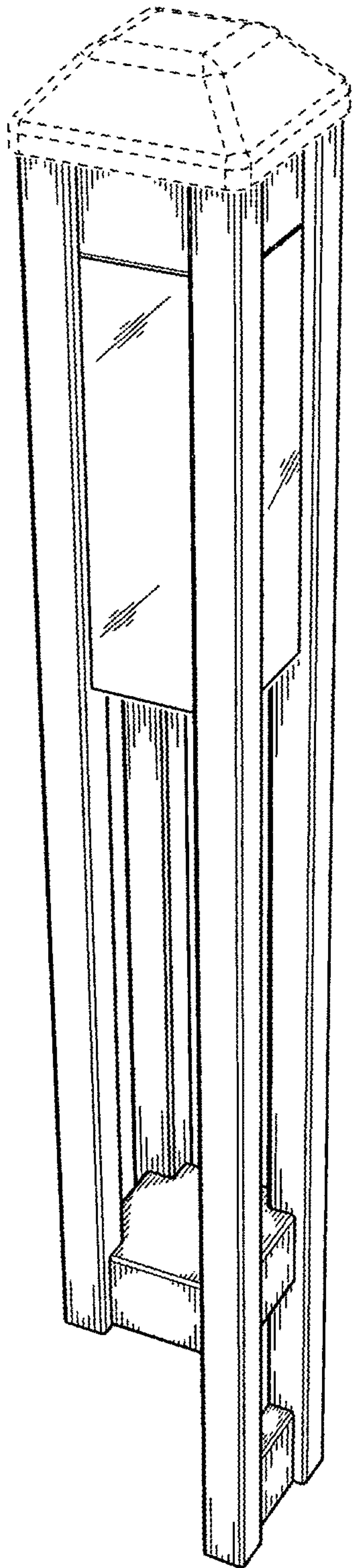


FIG. 3




FIG. 4

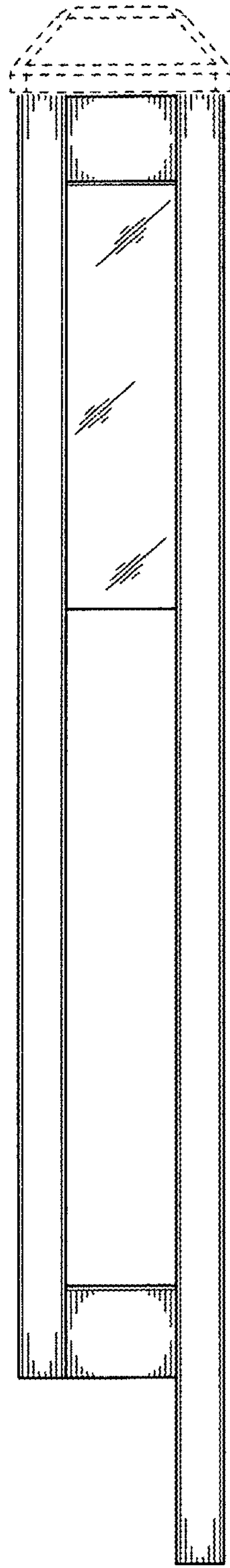


FIG. 5




FIG. 6

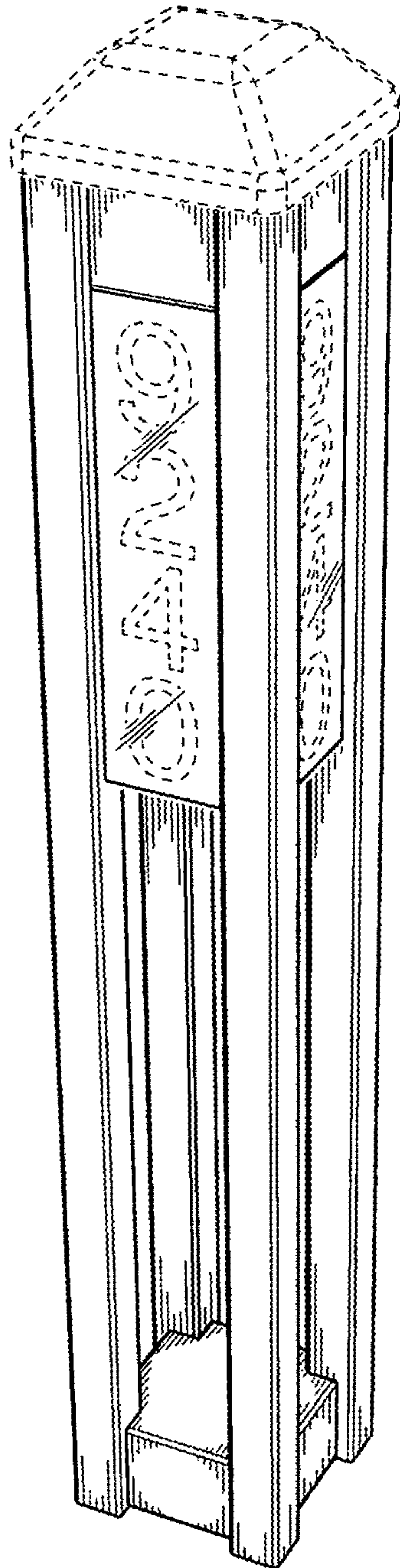


FIG. 7

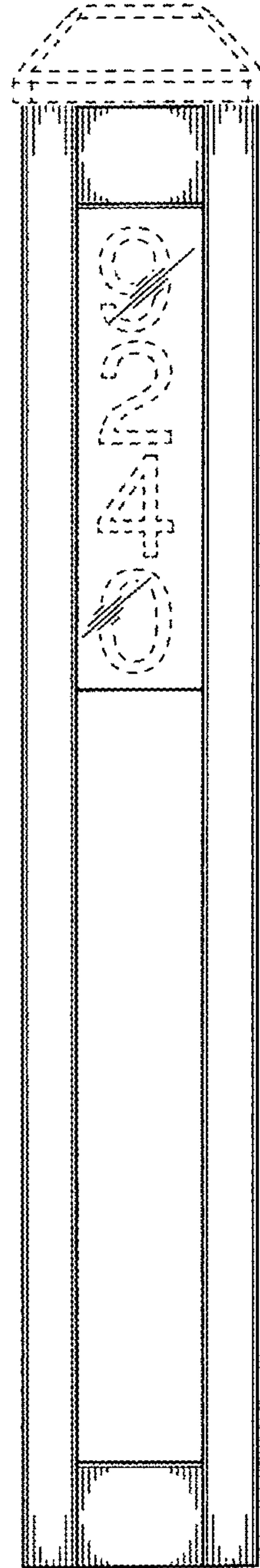


FIG. 8




FIG. 9

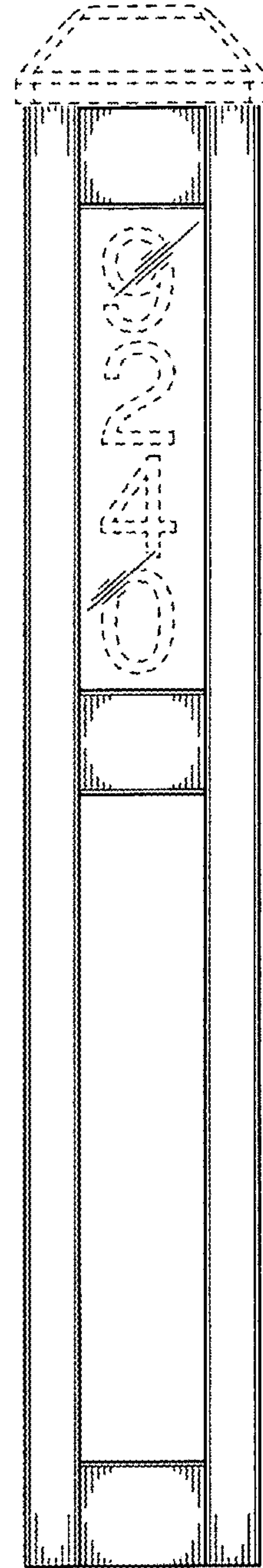


FIG. 10