



US00D870322S

(12) **United States Design Patent**
Smith et al.

(10) **Patent No.:** **US D870,322 S**

(45) **Date of Patent:** **** Dec. 17, 2019**

- (54) **TILE**
- (71) Applicant: **Ludowici Roof Tile, Inc.**, New Lexington, OH (US)
- (72) Inventors: **Bradley J. Smith**, Glouster, OH (US); **Joseph B. Shultheis**, New Lexington, OH (US)
- (73) Assignee: **Ludowici Roof Tile, Inc.**, New Lexington, OH (US)

- 2,664,595 A * 1/1954 Koval E04F 19/024 52/276
- 2,835,932 A 5/1958 Walton
- 2,993,306 A * 7/1961 Persons E04F 13/0864 52/276
- 3,222,977 A 12/1965 Vaughn
- 3,651,610 A * 3/1972 Donahue E04F 13/0864 52/278
- 4,506,486 A 3/1985 Culpepper, Jr. et al.
- 4,580,383 A 4/1986 Pittman et al.

(Continued)

(**) Term: **15 Years**

(21) Appl. No.: **29/622,778**

(22) Filed: **Oct. 19, 2017**

(51) **LOC (12) Cl.** **25-01**

(52) **U.S. Cl.**
USPC **D25/139**

(58) **Field of Classification Search**
USPC D25/138, 139, 140, 141, 157, 199;
52/287.1, 288.1
CPC E04F 13/0733; E04F 13/21; E04F 19/024;
E04F 13/06; E04F 2013/063; E04B
1/6803
See application file for complete search history.

(56) **References Cited**

U.S. PATENT DOCUMENTS

- 525,442 A 9/1894 Burrows
- 1,492,190 A 4/1924 Aycock
- 1,583,969 A 5/1926 Greenstreet
- 1,664,463 A * 4/1928 Muryn E04F 13/12 52/13
- 1,931,709 A 10/1933 Frederick
- 1,993,086 A 6/1935 Chaffee
- 2,188,454 A 1/1940 Braddock
- 2,371,180 A 3/1945 Moeller
- 2,616,131 A * 11/1952 Gage E04F 13/16 52/276

FOREIGN PATENT DOCUMENTS

GB 462802 A 6/1937

Primary Examiner — Kevin K Rudzinski

Assistant Examiner — Kimberly Barnes

(74) *Attorney, Agent, or Firm* — Frost Brown Todd LLC

(57) **CLAIM**

The ornamental design for a tile, as shown and described.

DESCRIPTION

FIG. 1 is a front perspective view of a tile of our new design, showing the tile assembled with a plurality of tiles installed on a building surface;

FIG. 2 is a front perspective view of the tile shown by itself;

FIG. 3 is a rear perspective view of the tile;

FIG. 4 is a bottom plan view of the tile;

FIG. 5 is a top plan view of the tile;

FIG. 6 is a left elevation view of the tile;

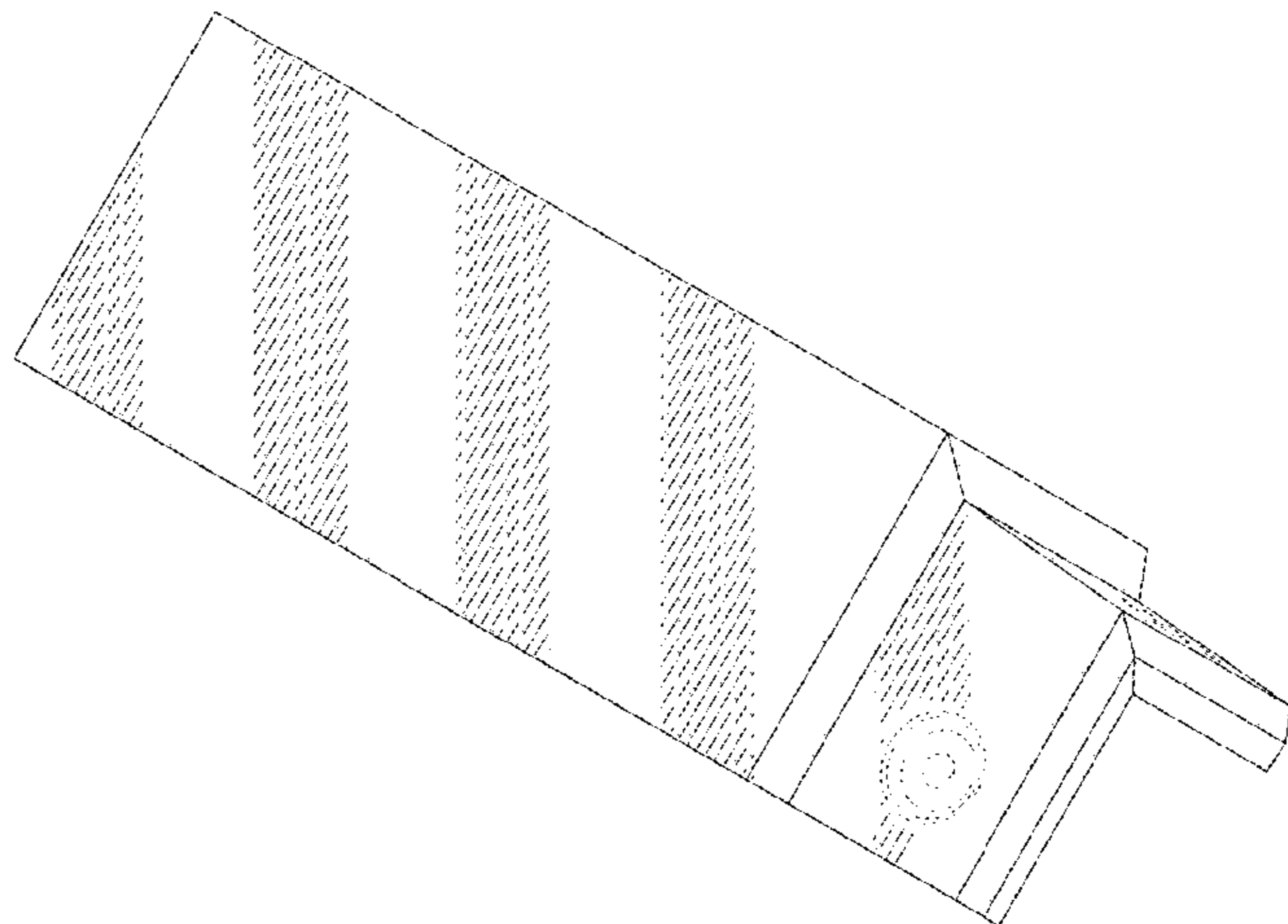
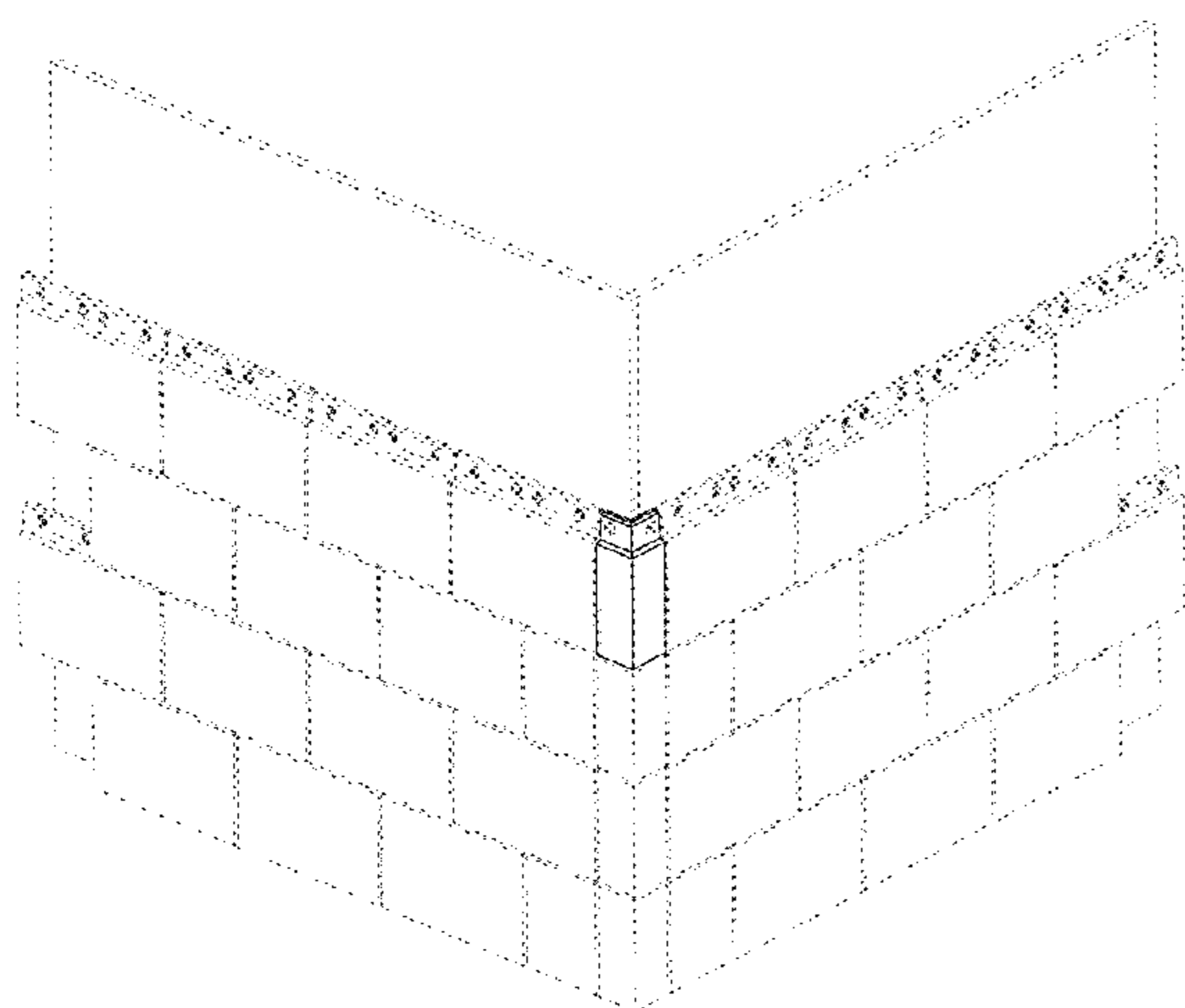
FIG. 7 is a right elevation view of the tile;

FIG. 8 is a front view of the tile; and,

FIG. 9 is a rear view of the tile.

The broken lines on the tile itself depict portions of the tile that form no part of the claimed design. The remaining broken lines in FIG. 1 depict environmental subject matter that forms no part of the claimed design.

1 Claim, 7 Drawing Sheets



(56)

References Cited

U.S. PATENT DOCUMENTS

4,864,787 A * 9/1989 Bukowski E04F 13/0864
52/284
D320,091 S * 9/1991 Paquette D25/139
5,501,050 A * 3/1996 Ruel
5,836,123 A * 11/1998 Gulino E04F 13/18
52/288.1
6,178,703 B1 1/2001 Noone et al.
6,631,600 B2 * 10/2003 Schiedegger E04F 13/18
52/287.1
6,684,587 B2 * 2/2004 Shaw E04F 13/18
52/288.1
6,725,609 B2 * 4/2004 Freiborg E04D 1/30
52/276
7,228,665 B2 * 6/2007 Perry E04D 1/30
52/287.1
7,331,150 B2 2/2008 Martinique
7,654,050 B2 * 2/2010 Justice E04F 13/0864
52/276
7,735,286 B2 * 6/2010 Trabue E04D 1/265
52/287.1
7,748,189 B2 * 7/2010 Fujii E04D 1/16
52/518
7,877,943 B2 * 2/2011 Hikai E04F 13/0821
52/254

D654,189 S * 2/2012 Baccarini D25/136
8,122,649 B2 2/2012 Thomas
D711,558 S 8/2014 Bobolts et al.
D721,444 S * 1/2015 Schwarz D25/139
9,045,909 B1 * 6/2015 Preuss E04F 13/0864
9,074,365 B2 * 7/2015 Wright E04F 17/04
9,103,127 B1 * 8/2015 Wade E04F 13/0733
9,482,011 B2 * 11/2016 Steffes E04F 13/0864
9,605,432 B1 3/2017 Robbins
9,885,185 B2 * 2/2018 Steffes E04F 13/0864
10,167,639 B2 1/2019 Smith et al.
D857,245 S * 8/2019 Smith D25/140
2003/0136067 A1 7/2003 Talbacka
2004/0180195 A1 9/2004 Macuga
2006/0005494 A1 * 1/2006 Marshall E04F 13/0864
52/506.01
2007/0193147 A1 * 8/2007 Dugger E04F 19/028
52/287.1
2009/0308001 A1 12/2009 Wu et al.
2010/0064611 A1 3/2010 Holt et al.
2011/0214372 A1 9/2011 Mullet et al.
2014/0020319 A1 1/2014 Marchese
2016/0273218 A1 9/2016 Gaydos et al.
2017/0234019 A1 8/2017 Culpepper et al.
2017/0362830 A1 12/2017 Buckingham et al.

* cited by examiner

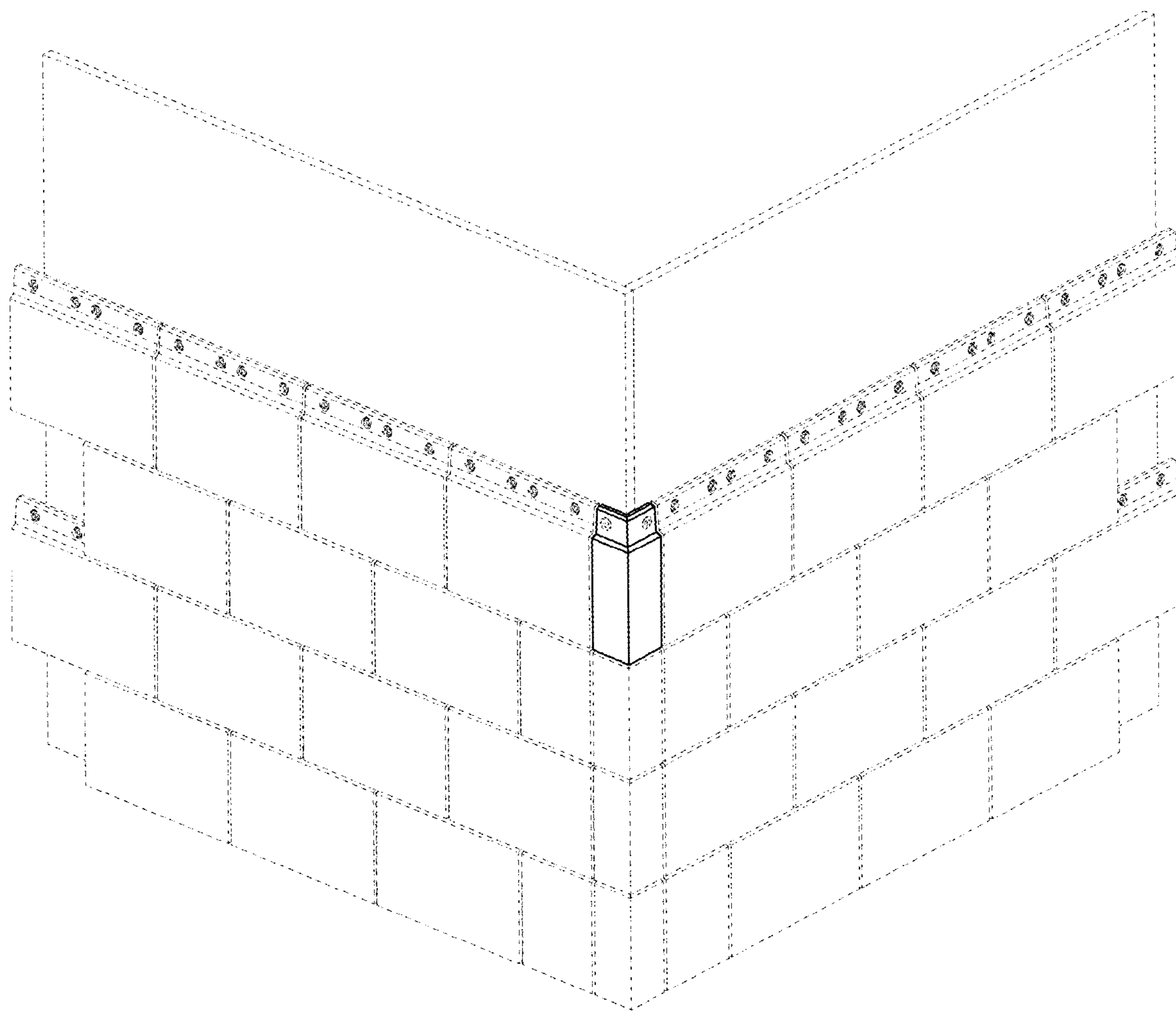


FIG. 1

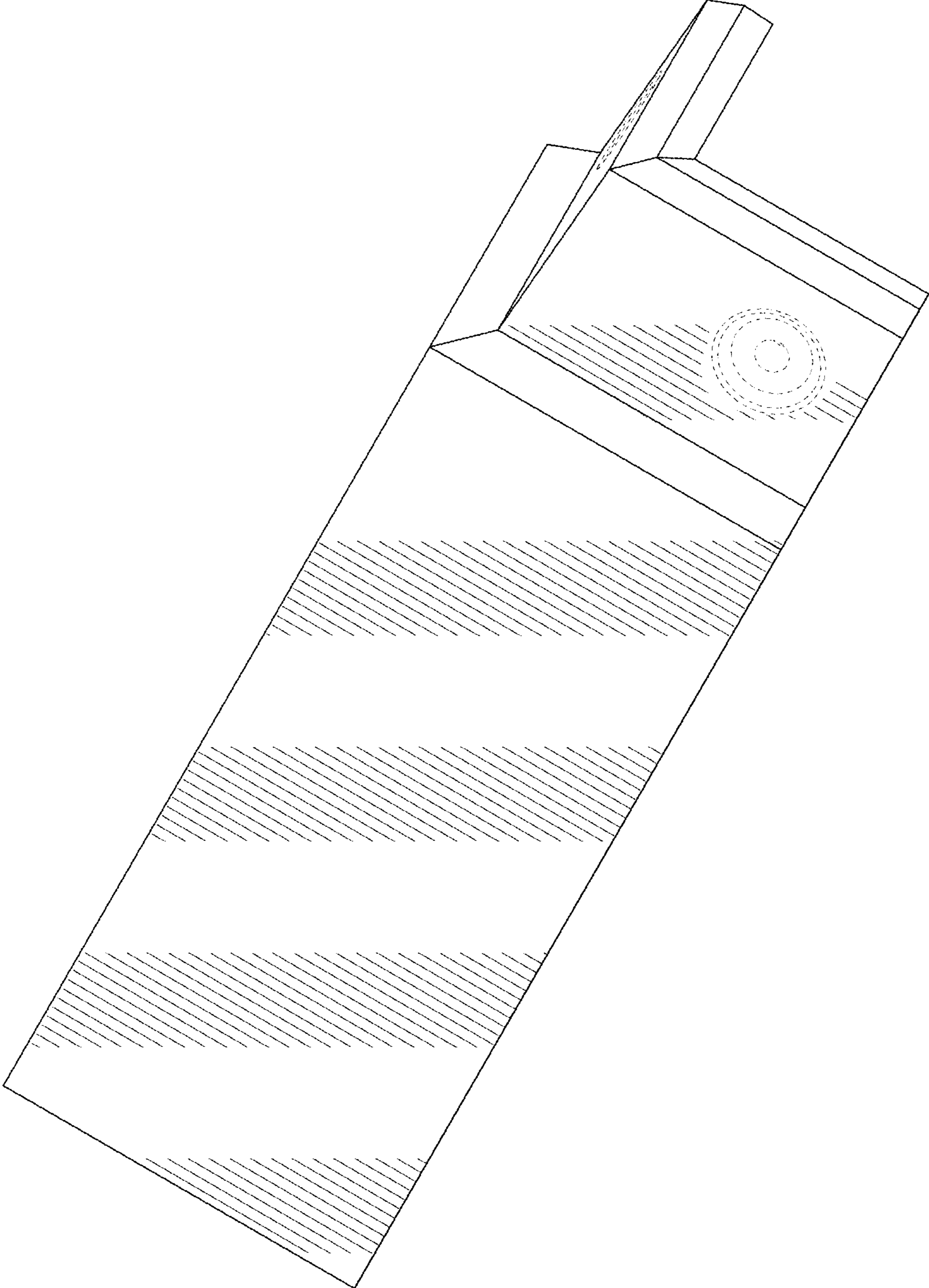


FIG. 2

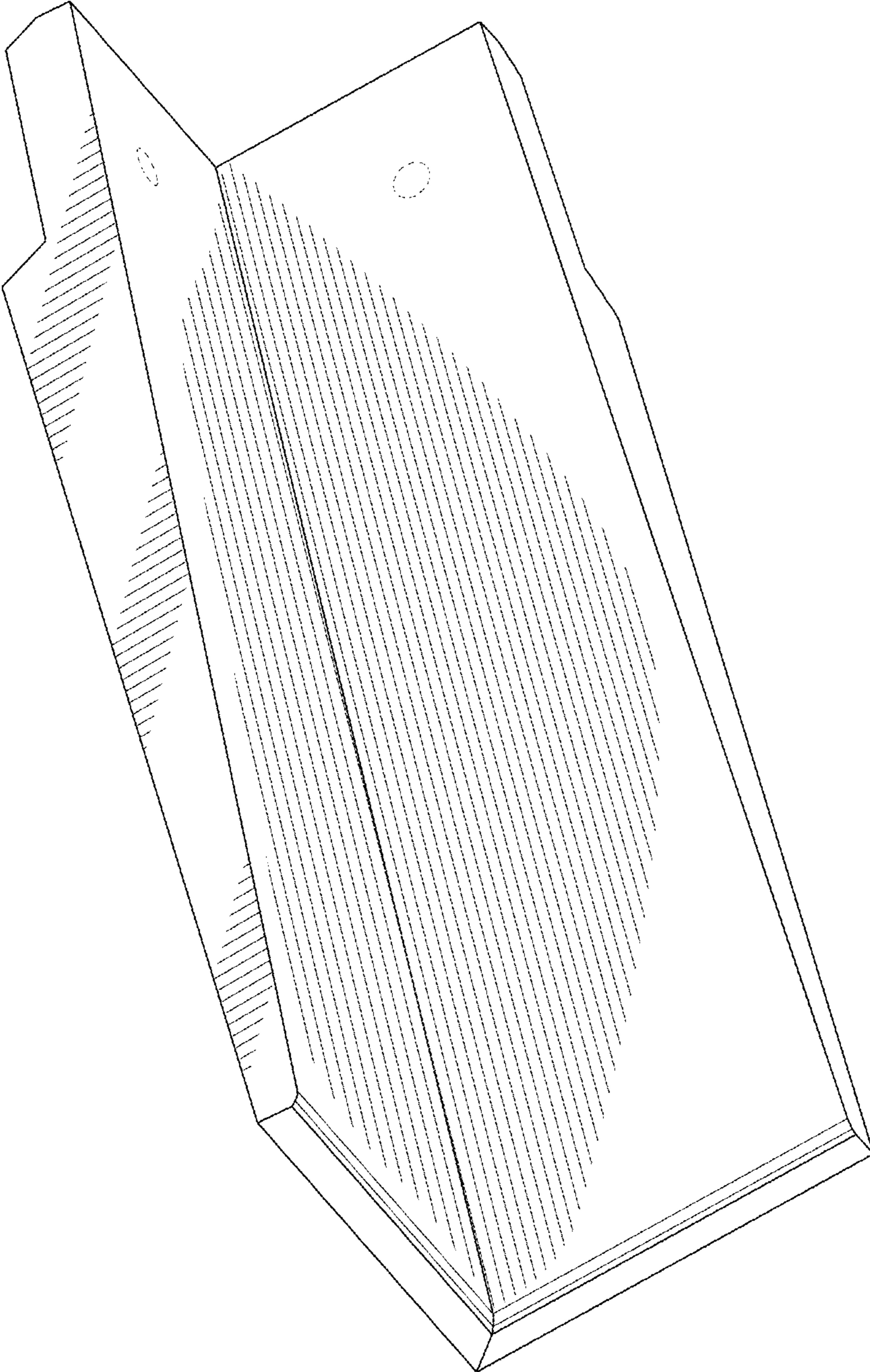


FIG. 3

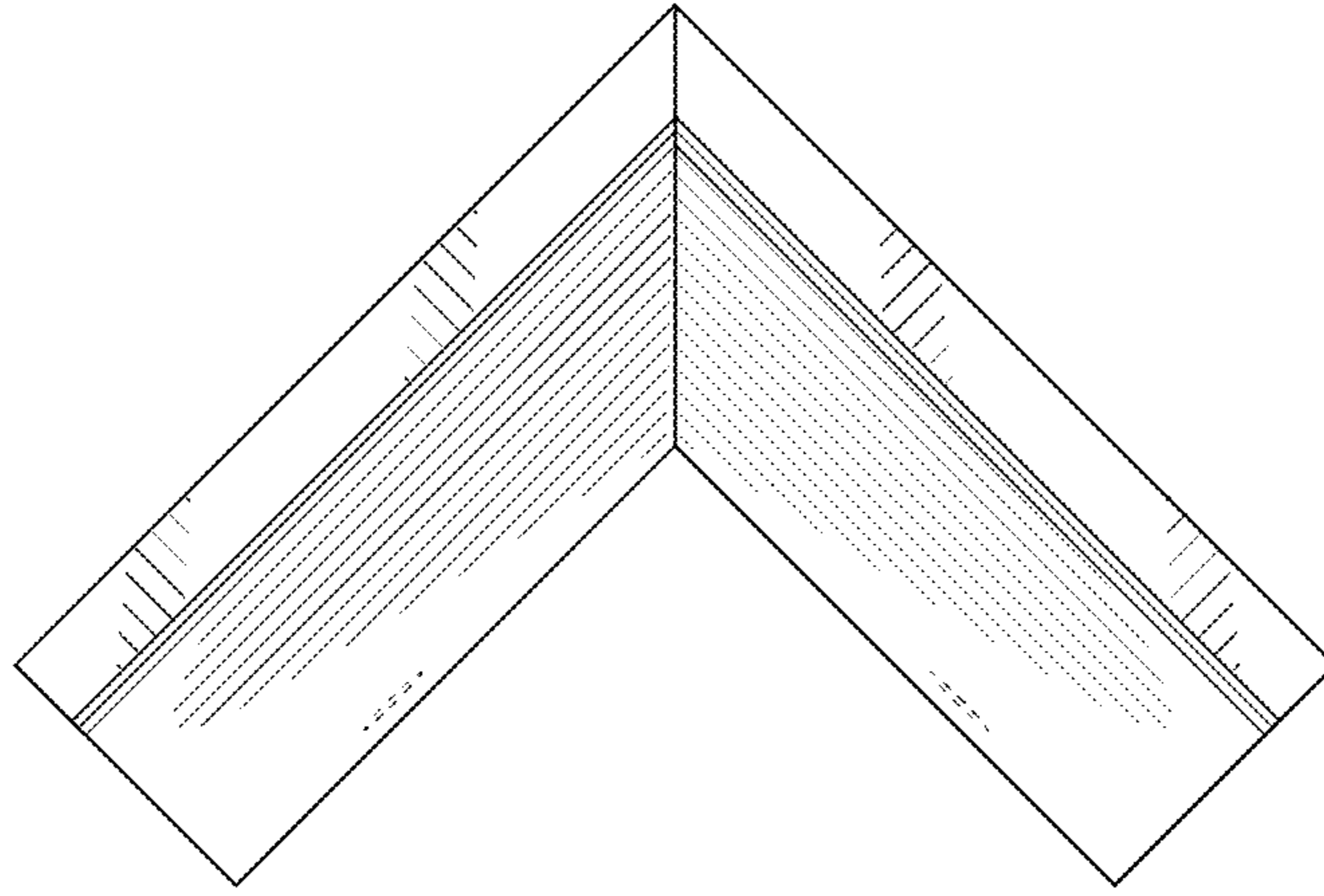


FIG. 4

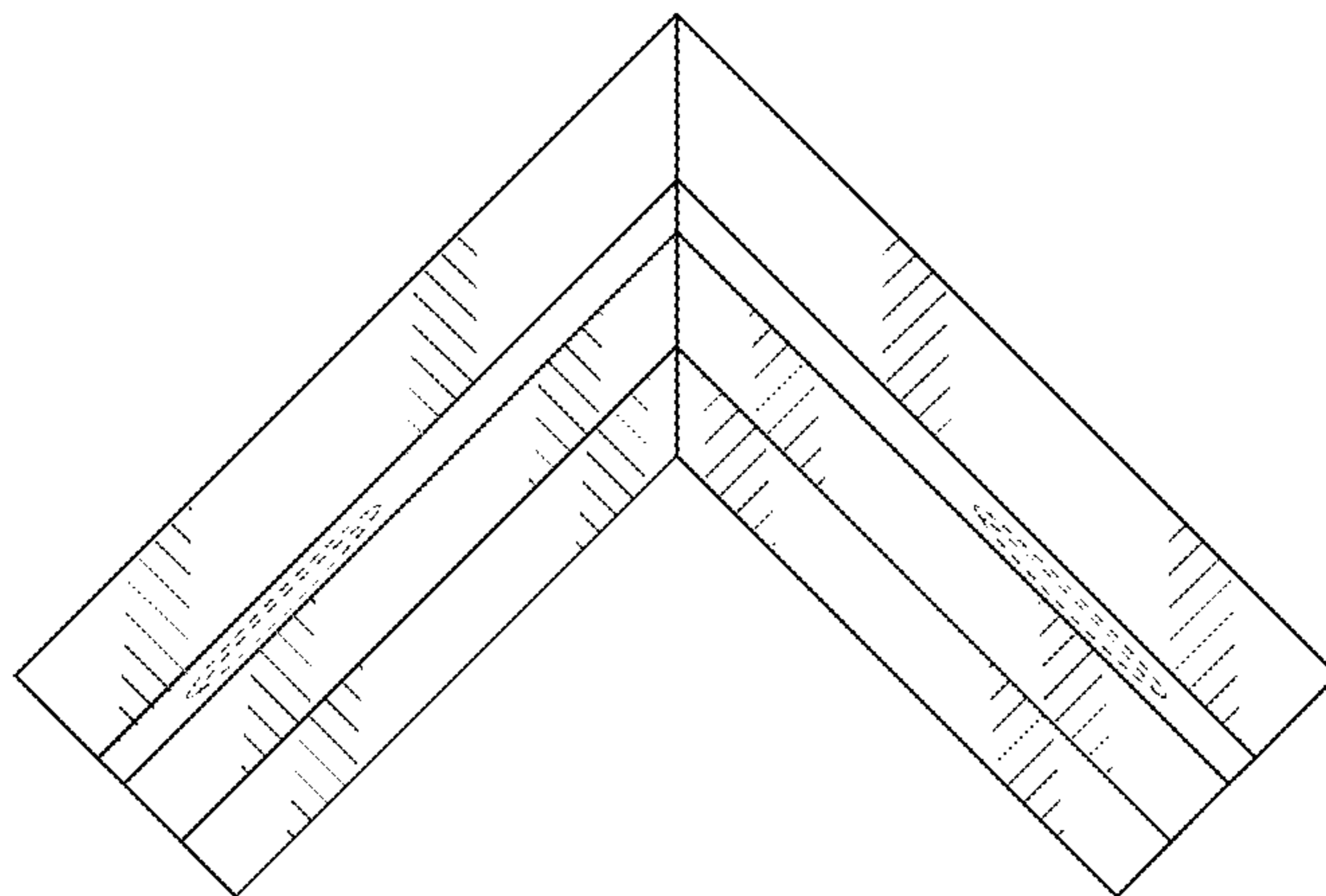


FIG. 5

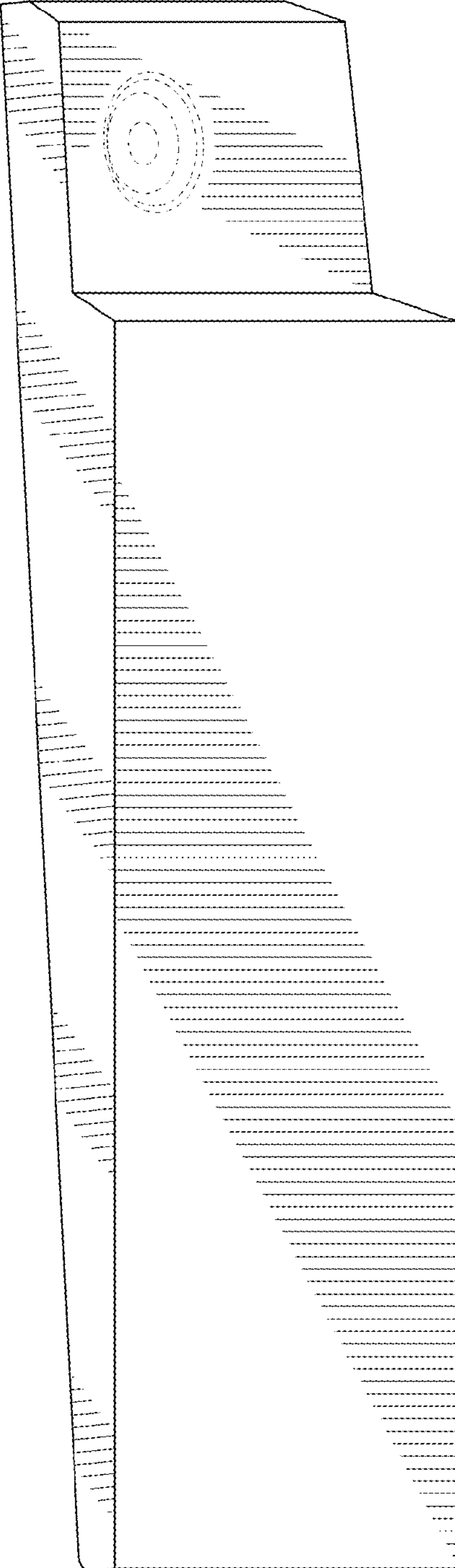


FIG. 6



FIG. 7




FIG. 8




FIG. 9