



US00D870313S

(12) **United States Design Patent** (10) **Patent No.:** **US D870,313 S**
Ou Yang (45) **Date of Patent:** **** Dec. 17, 2019**

(54) **UV STERILIZER**

(56) **References Cited**

(71) Applicant: **SHENZHEN UVLED OPTICAL TECHNOLOGY CO., LTD**, Shenzhen (CN)

U.S. PATENT DOCUMENTS

D485,364 S *	1/2004	Lee	D24/217
D502,266 S *	2/2005	Shin	D24/217
D542,930 S *	5/2007	Shin	D24/217
D622,406 S *	8/2010	Russell, II	D24/217
D652,529 S *	1/2012	Eum	D24/217
D723,912 S *	3/2015	Shigeno	D9/420
D841,180 S *	2/2019	Latchman-Bloom	D24/217
D841,181 S *	2/2019	Byun	D24/217
D846,142 S *	4/2019	Yellen	D24/217

(72) Inventor: **Chen Yi Ou Yang**, Hunan Province (CN)

(73) Assignee: **SHENZHEN UVLED OPTICAL TECHNOLOGY CO., LTD**, Shenzhen, Guangdong Province (CN)

* cited by examiner

(**) Term: **15 Years**

Primary Examiner — Anhdao Doan

(21) Appl. No.: **29/633,071**

(74) *Attorney, Agent, or Firm* — Li & Cai Intellectual Property Office

(22) Filed: **Jan. 12, 2018**

(57) **CLAIM**

The ornamental design for a UV sterilizer, as shown and described.

(30) **Foreign Application Priority Data**

DESCRIPTION

Dec. 18, 2017 (CN) 2017 3 0649312

(51) **LOC (12) Cl.** **24-01**

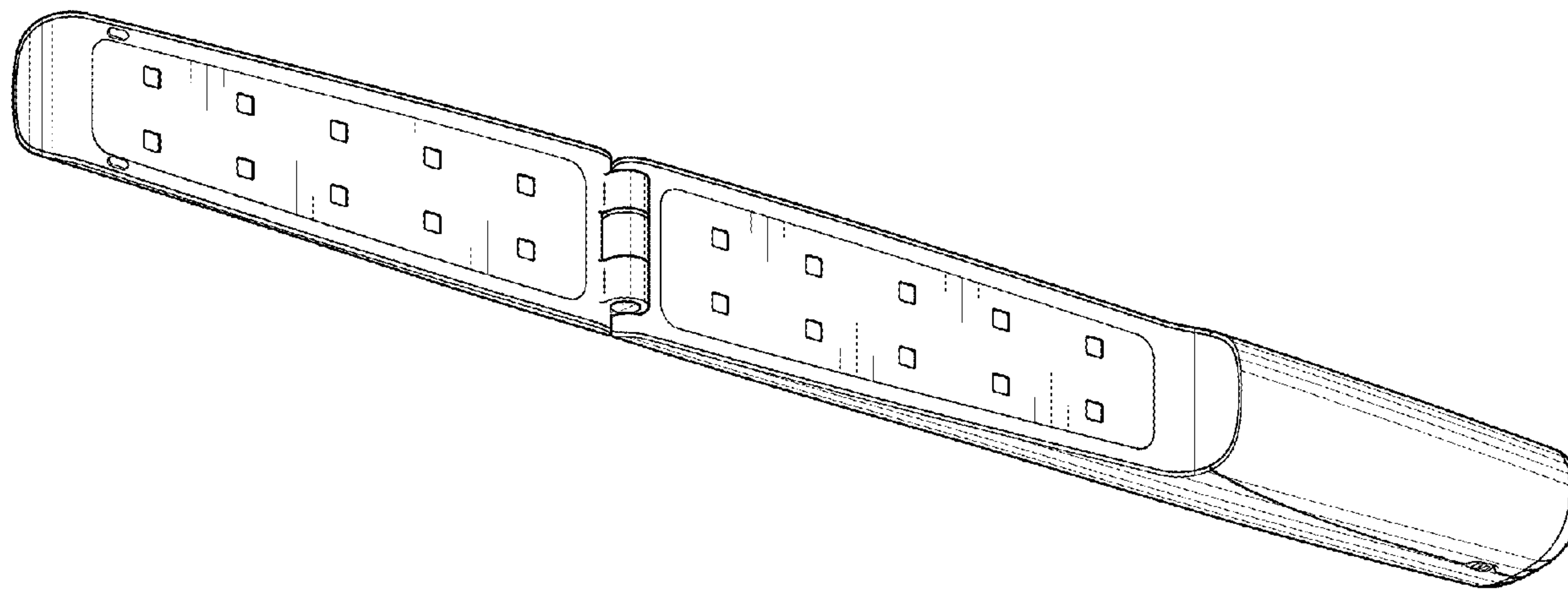
(52) **U.S. Cl.**
USPC **D24/217**

(58) **Field of Classification Search**
USPC D24/118, 121, 207, 216, 217, 218, 219, D24/220, 224, 232; D3/303; D9/420
CPC A61L 2/26; A61L 2/24; A61L 2/17; A61L 2/18; A61L 2/025; A61L 2202/122; A61L 2202/10; A61L 2202/11; A61L 2202/14; A61L 2202/23; A61L 2202/24; A61L 2202/182

FIG. 1 is a front, bottom and left perspective view of a UV sterilizer showing my new design;
FIG. 2 is a front elevational view thereof;
FIG. 3 is a rear elevational view thereof;
FIG. 4 is a left side elevational view thereof;
FIG. 5 is a right side elevational view thereof;
FIG. 6 is a top plan view thereof;
FIG. 7 is a bottom plan view thereof; and,
FIG. 8 is a top plan view in a folded condition thereof, showing a stored way of this article.

See application file for complete search history.

1 Claim, 5 Drawing Sheets



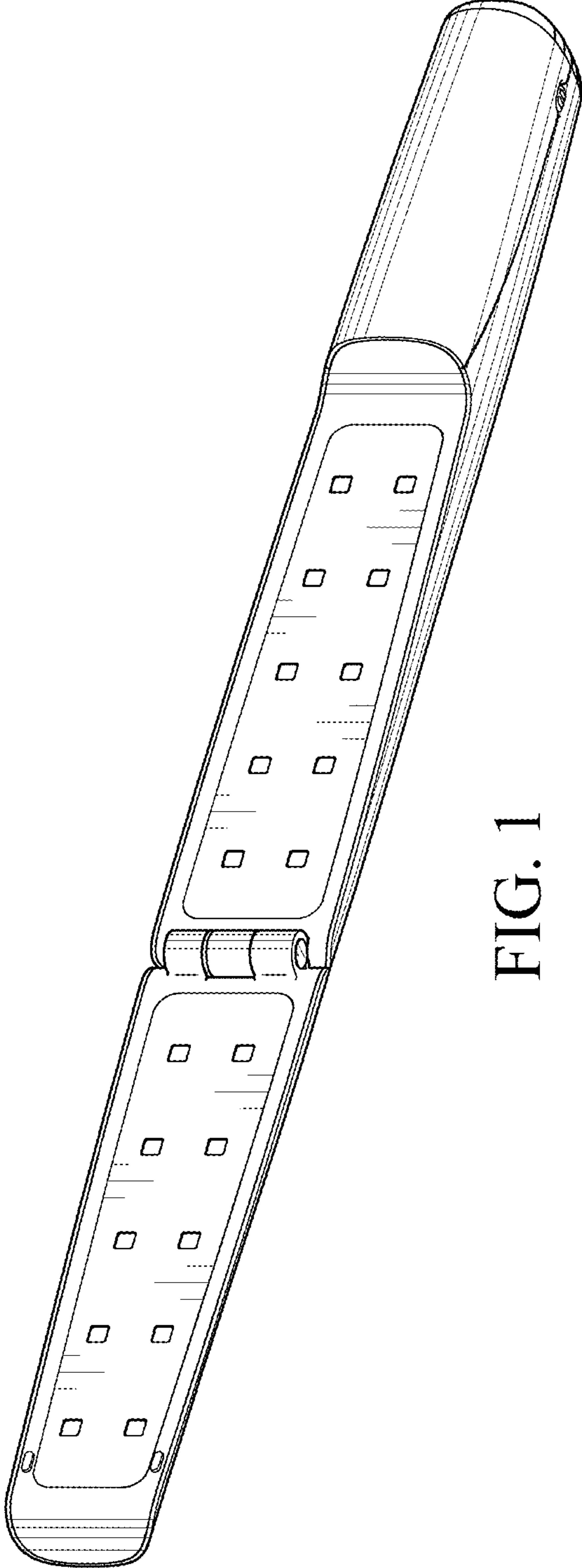


FIG. 1

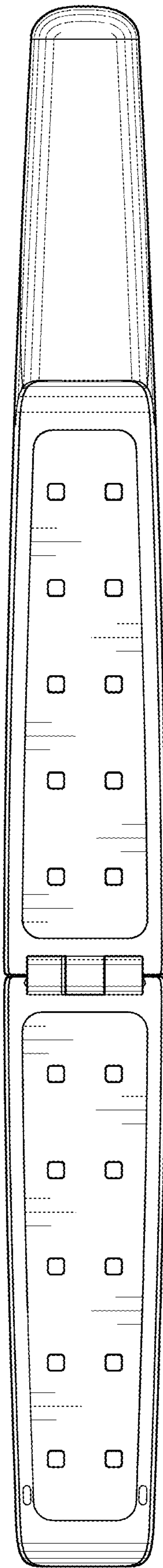


FIG. 2




FIG. 3

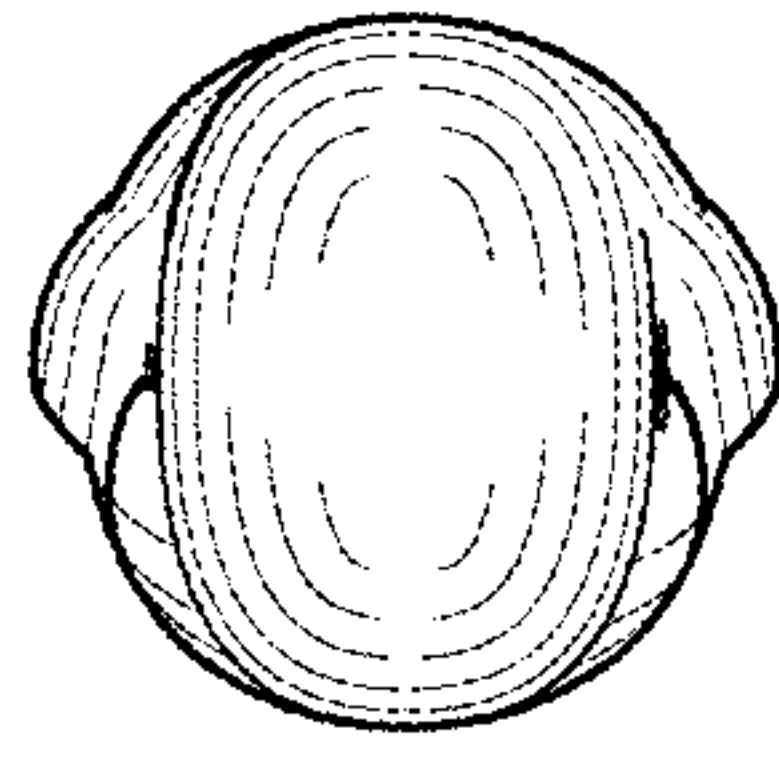


FIG. 5

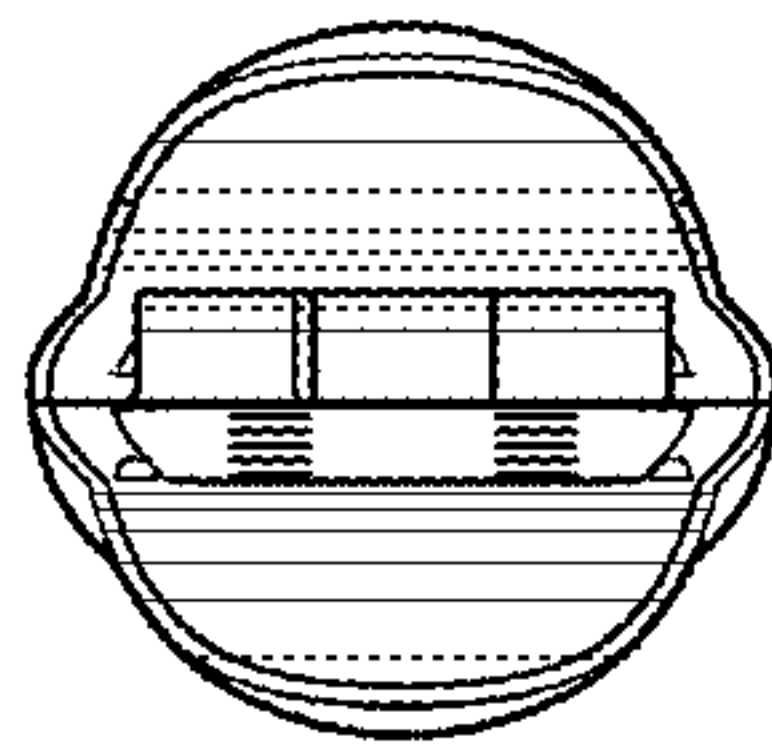


FIG. 4

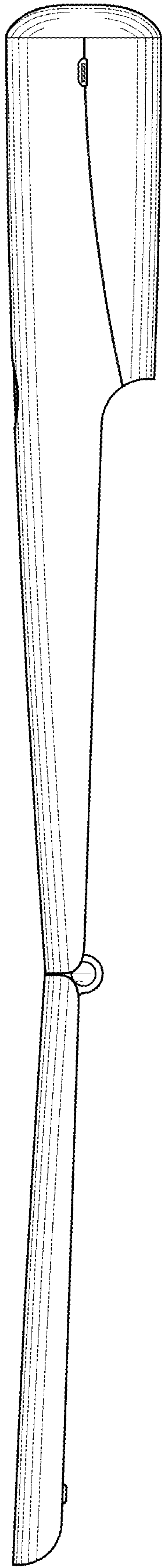


FIG. 6

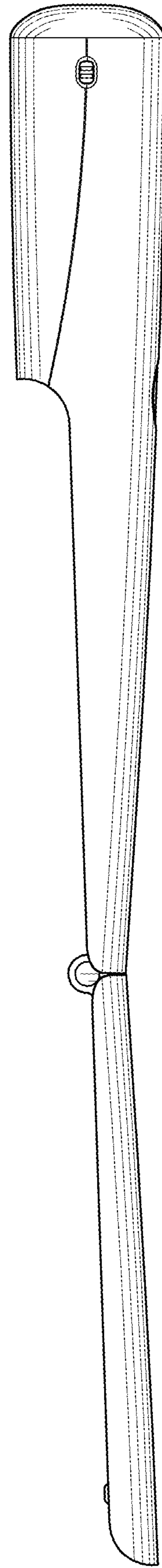


FIG. 7

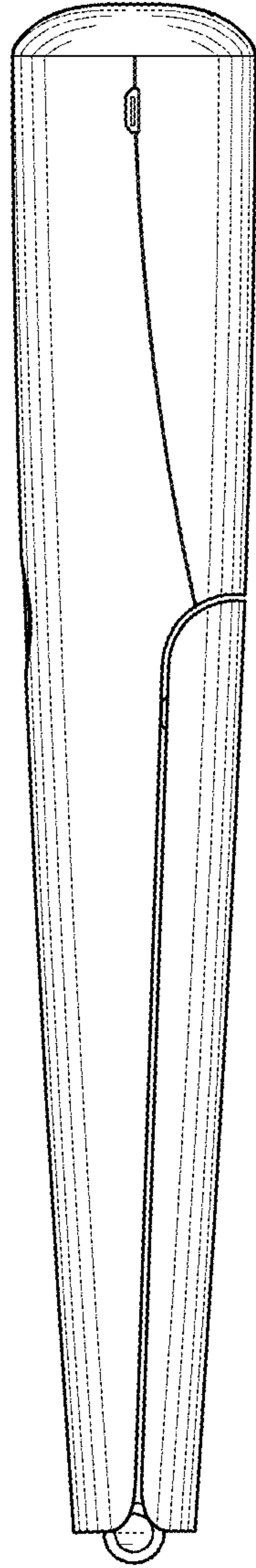


FIG. 8