



US00D870287S

(12) **United States Design Patent** (10) **Patent No.:** **US D870,287 S**  
**Guyon** (45) **Date of Patent:** **\*\* Dec. 17, 2019**

(54) **PROSTHESES**

(71) Applicant: **PROTEOR**, Saint-Apollinaire (FR)  
 (72) Inventor: **Jerome Guyon**, Labergement les Seurre (FR)  
 (73) Assignee: **PROTEOR**, Saint-Apollinaire (FR)  
 (\*\*) Term: **15 Years**

D446,304 S *	8/2001	Sawatzki	.....	D24/155
D501,925 S *	2/2005	Bedard	.....	D24/155
D647,617 S *	10/2011	Mille	.....	D24/155
D721,810 S *	1/2015	Sigurdsson	.....	D24/155
D748,790 S *	2/2016	Kampas	.....	D24/155
D748,791 S *	2/2016	Kampas	.....	D24/155
D795,433 S *	8/2017	Clausen	.....	D24/155
D799,698 S *	10/2017	Radau	.....	D24/155
D815,283 S *	4/2018	Noack	.....	D24/155
D819,820 S *	6/2018	Radau	.....	D24/155
D825,761 S *	8/2018	Radau	.....	D24/155

(21) Appl. No.: **29/653,464**

(22) Filed: **Jun. 15, 2018**

(30) **Foreign Application Priority Data**

Jan. 24, 2018 (EM) ..... 004678605

(51) **LOC (12) Cl.** ..... **24-03**

(52) **U.S. Cl.**  
USPC ..... **D24/155**

(58) **Field of Classification Search**  
 USPC ..... D24/155  
 CPC ..... A61F 2/80; A61F 2/60; A61F 2/76; A61F 2/68; A61F 2/64; A61F 2220/0025; A61F 2220/41; A61F 2002/607; A61F 2002/802; A61F 2002/5007  
 See application file for complete search history.

(56) **References Cited**

**U.S. PATENT DOCUMENTS**

3,098,239 A *	7/1963	Nader	.....	A61F 2/66 623/55
D383,542 S *	9/1997	Wellershaus	.....	D24/155

\* cited by examiner

*Primary Examiner* — Charles D Hanson  
 (74) *Attorney, Agent, or Firm* — Patricia Wilczynski Brozek; Pokalsky Wilczynski Brozek LLP

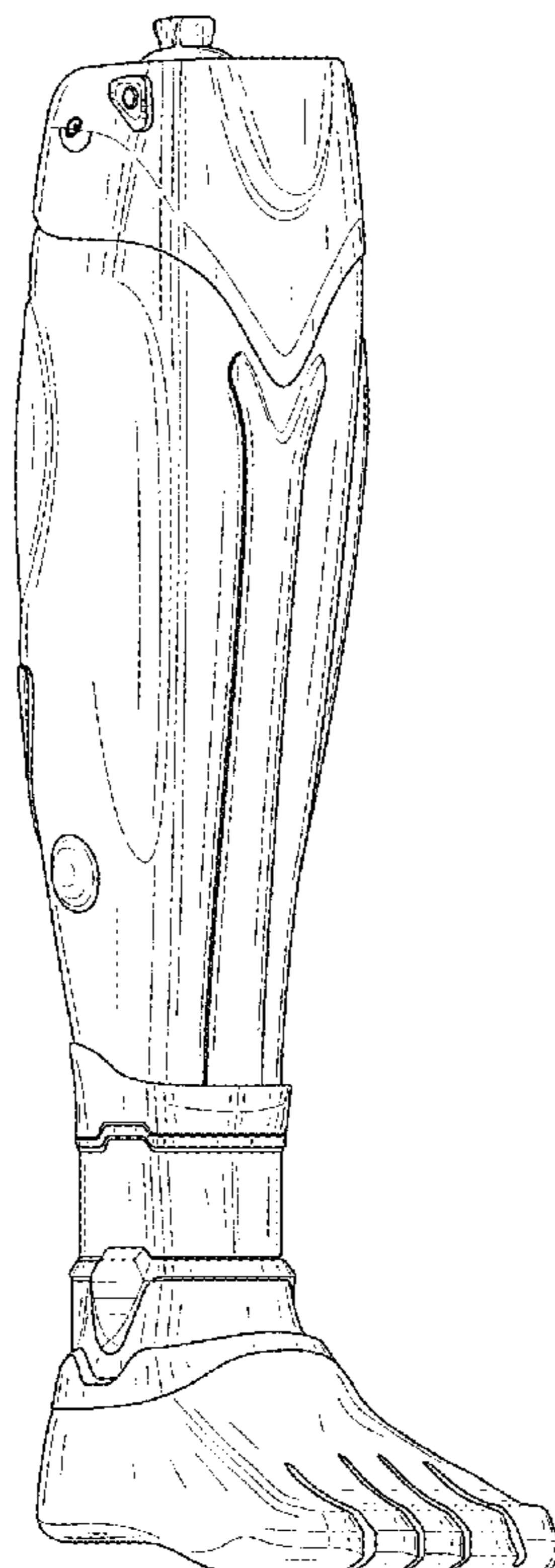
(57) **CLAIM**

The ornamental design for a prostheses, as shown and described.

**DESCRIPTION**

FIG. 1 is a perspective view of a prostheses showing my new design;  
 FIG. 2 is a right side side view thereof;  
 FIG. 3 is a left side view thereof;  
 FIG. 4 is a front elevation view thereof;  
 FIG. 5 is a back elevation view thereof;  
 FIG. 6 is a top plan view thereof; and,  
 FIG. 7 is a bottom plan view thereof.  
 The broken lines where shown are for illustrative purposes only and form no part of the claimed design.

**1 Claim, 3 Drawing Sheets**



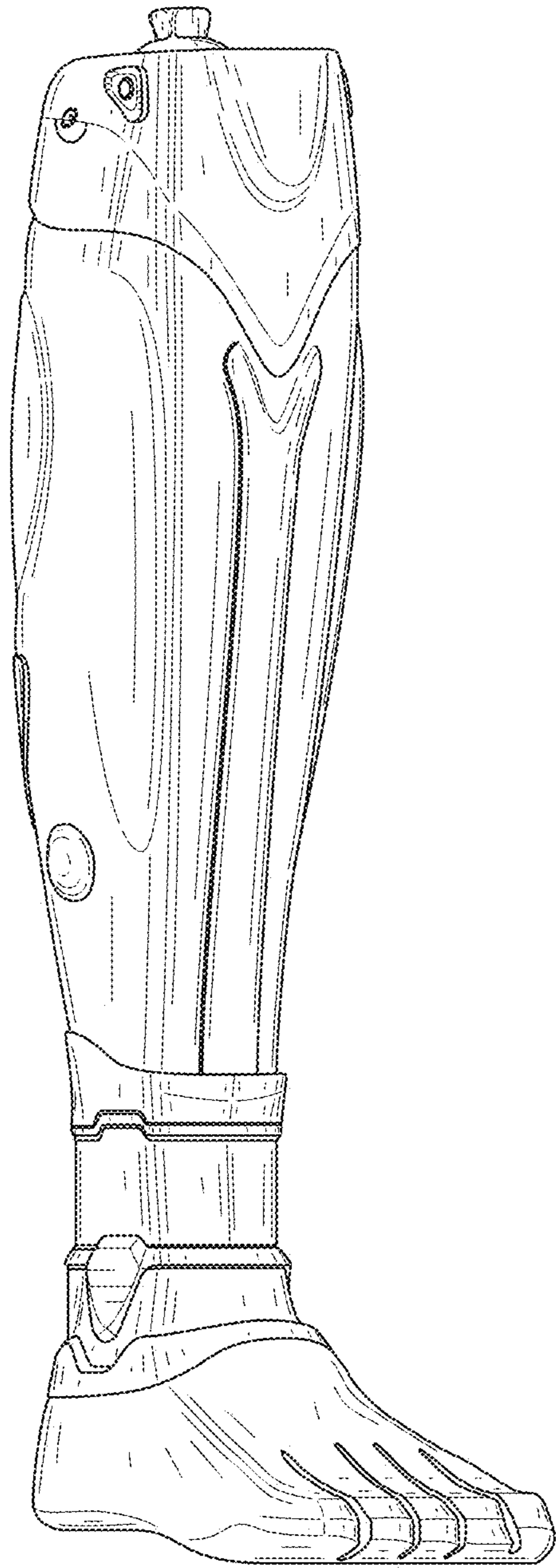


FIG. 1

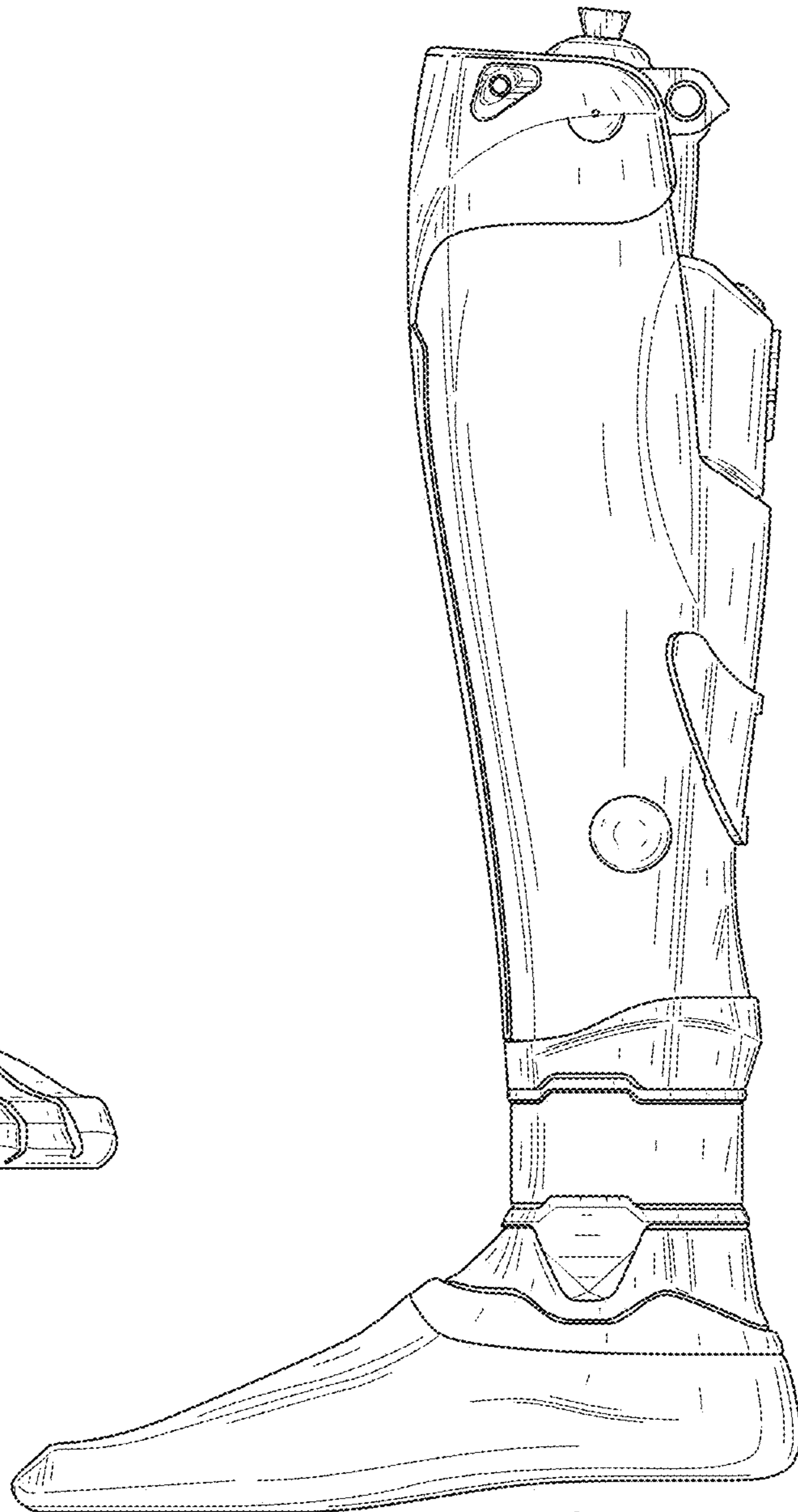


FIG. 2

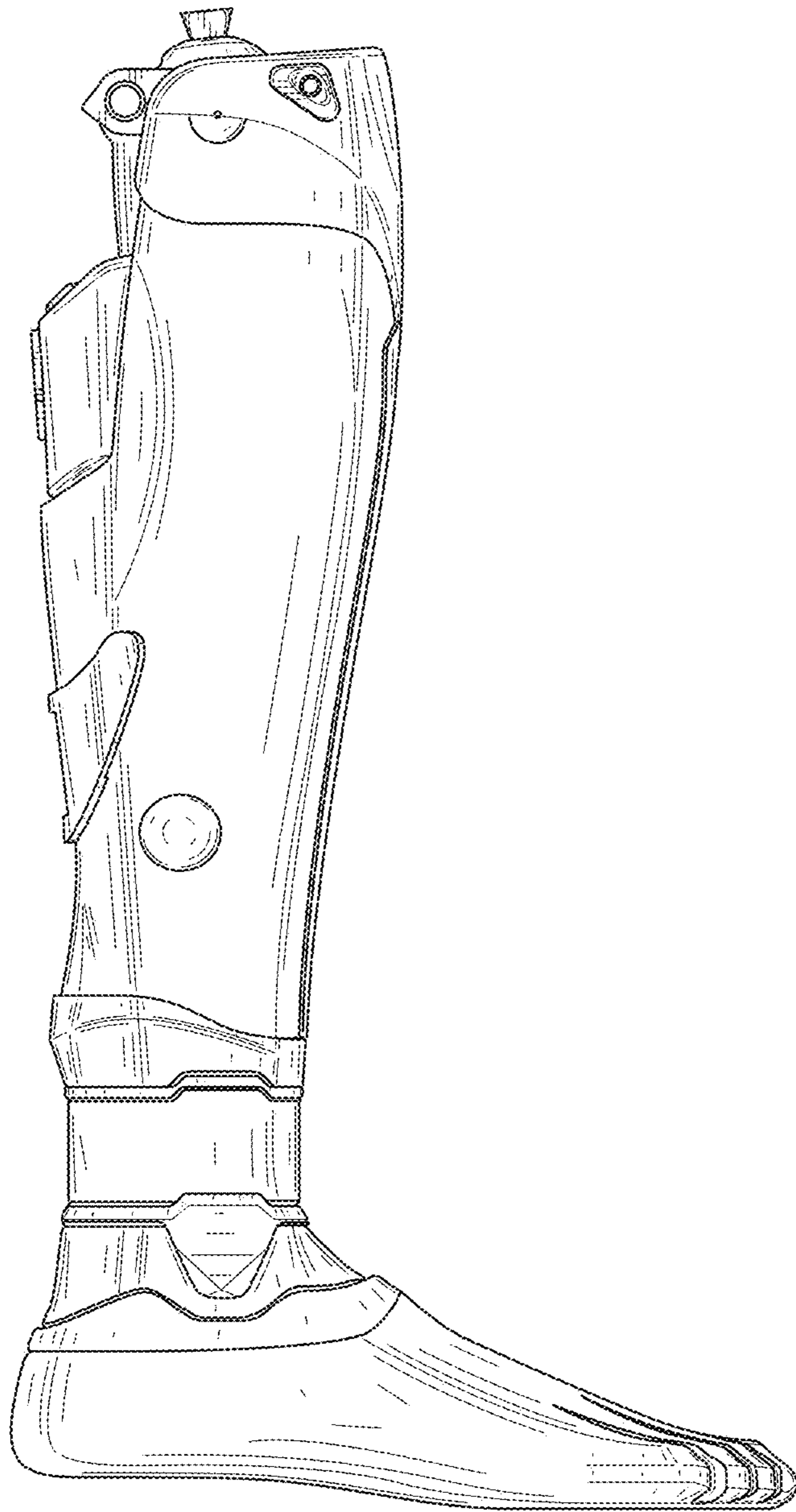


FIG. 3

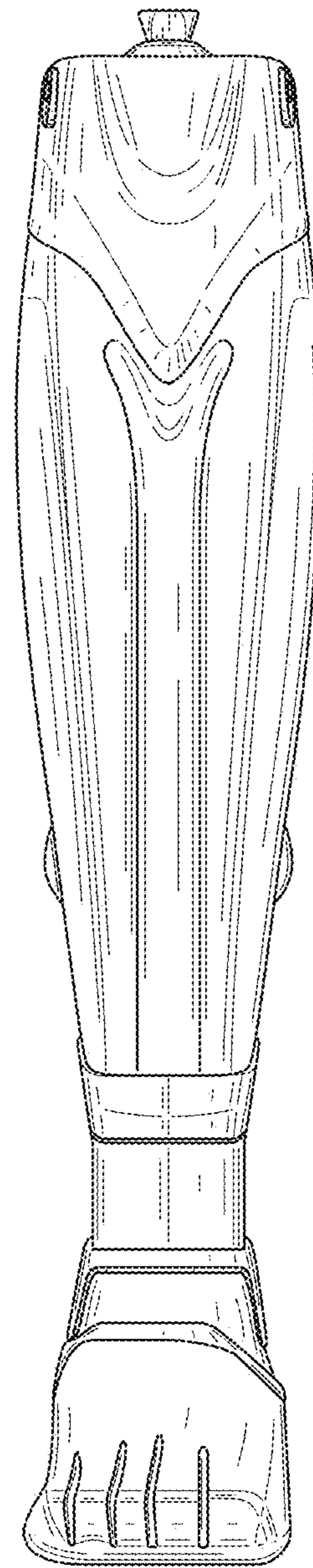


FIG. 4

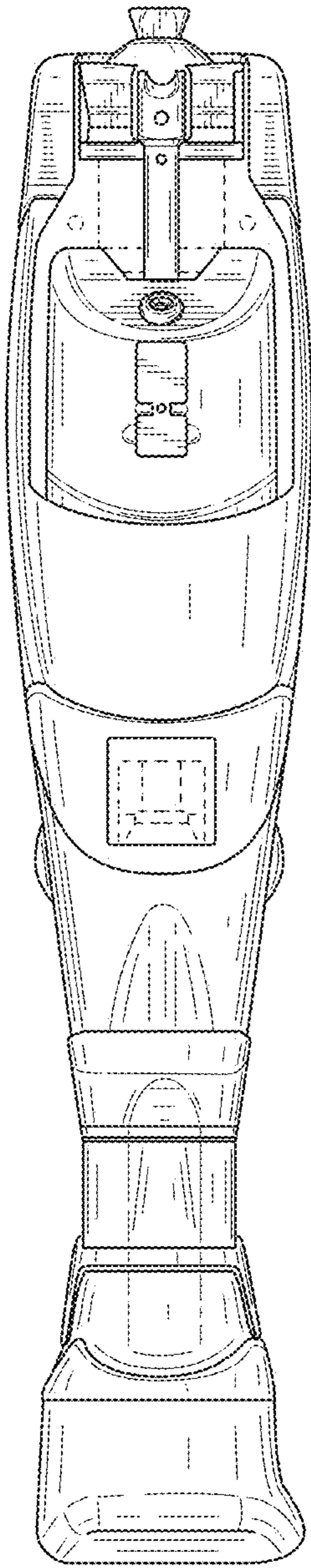


FIG. 5

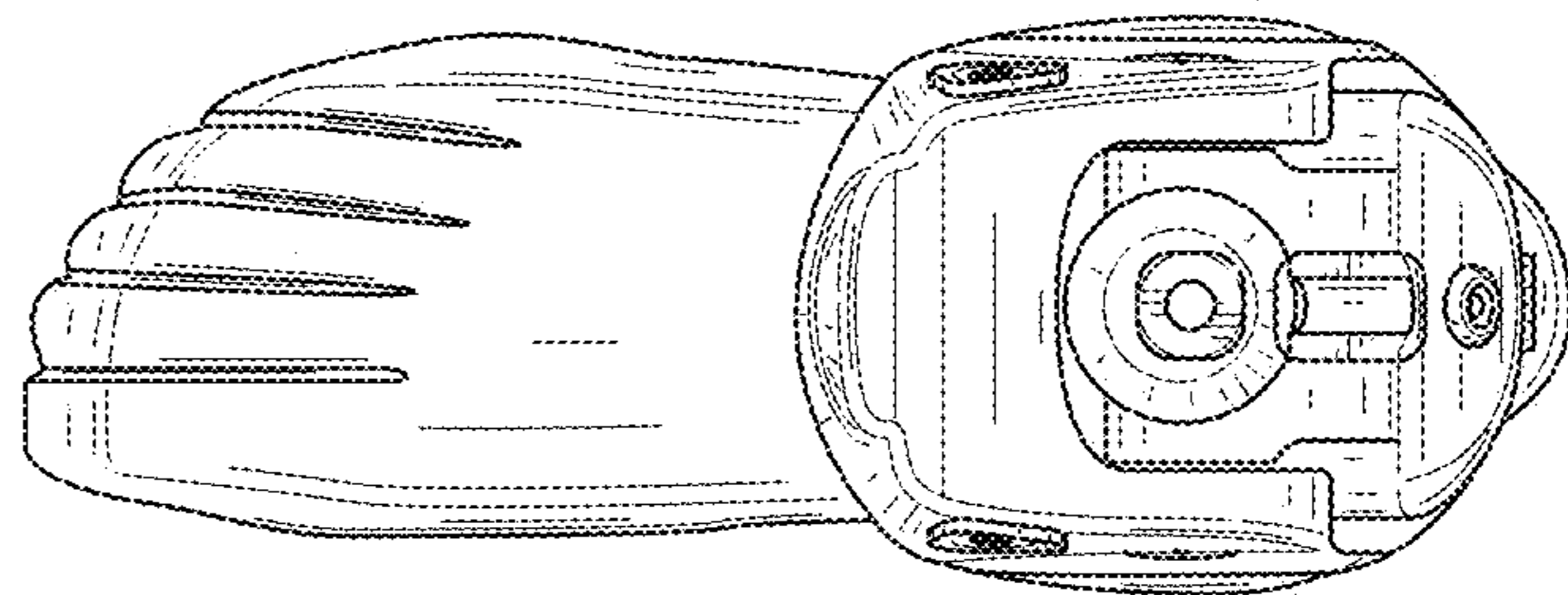


FIG. 6

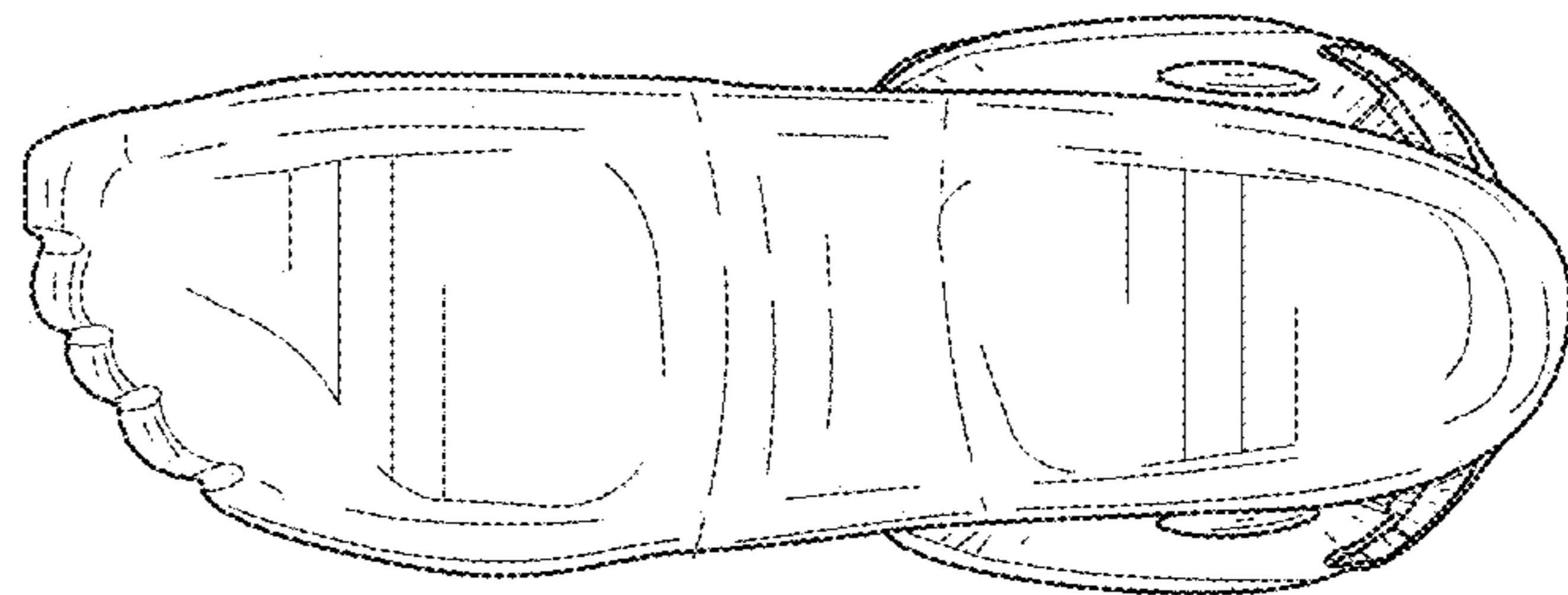


FIG. 7