



US00D870275S

(12) **United States Design Patent** (10) **Patent No.:** **US D870,275 S**  
**Murray** (45) **Date of Patent:** **\*\* Dec. 17, 2019**

(54) **VIAL** 7,832,601 B2 \* 11/2010 Zahn ..... B65D 1/095  
215/11.3  
(71) Applicant: **Pouch Pac Innovations, LLC,** D663,414 S \* 7/2012 Robin ..... D24/115  
Sarasota, FL (US) D666,289 S \* 8/2012 DeCoste ..... D24/115  
D674,481 S \* 1/2013 DeCoste ..... D24/115  
(72) Inventor: **R. Charles Murray,** Sarasota, FL (US) D681,196 S \* 4/2013 Henrikson ..... D24/115  
D684,259 S \* 6/2013 Mehta ..... A61H 35/04  
D24/115  
(73) Assignee: **Pouch Pac Innovations, LLC,** D703,063 S \* 4/2014 Garrity ..... D9/695  
Sarasota, FL (US) D710,993 S \* 8/2014 DeCoste, Jr. .... D24/115  
D721,434 S \* 1/2015 Mulvey ..... D24/115  
(\*\*) Term: **15 Years** D753,292 S \* 4/2016 Oates, II ..... D24/115  
D779,653 S \* 2/2017 Habig ..... D24/115  
D805,212 S \* 12/2017 Crumitie ..... D24/223

(21) Appl. No.: **29/588,191**

(22) Filed: **Dec. 19, 2016**

(51) **LOC (12) Cl.** ..... **24-02**

(52) **U.S. Cl.**  
USPC ..... **D24/115**

(58) **Field of Classification Search**  
USPC ..... D24/117, 115, 223, 226; 222/209, 207,  
222/215, 541.6, 541.4, 541.9;  
D9/695-699, 529; 206/528; 604/3, 298;  
215/47, 48; 128/200.24  
CPC ..... A61J 1/067; A61J 7/0023; A61J 7/0053  
See application file for complete search history.

(56) **References Cited**

**U.S. PATENT DOCUMENTS**

D262,942 S \* 2/1982 DiPisa, Sr. .... D24/115  
D263,074 S \* 2/1982 Mason ..... D24/220  
D375,352 S \* 11/1996 Bologna ..... D24/115  
D467,336 S \* 12/2002 Gilbard ..... D24/115  
D492,407 S \* 6/2004 Masuda ..... D24/115  
D498,666 S \* 11/2004 Mitchell ..... D24/115  
D539,903 S \* 4/2007 Strong ..... D24/112  
D618,339 S \* 6/2010 Hansen ..... D24/115

**OTHER PUBLICATIONS**

R. Charles Murray, U.S. Appl. No: 29/586,636, filed Dec. 6, 2016.

\* cited by examiner

*Primary Examiner* — David G Muller  
(74) *Attorney, Agent, or Firm* — Dinsmore & Shohl LLP


(57) **CLAIM**

The ornamental design for a vial, as shown and described.

**DESCRIPTION**

FIG. 1 is a perspective view of the front of the vial showing my new design;  
FIG. 2 is a front elevation view thereof;  
FIG. 3 is a side elevation view thereof;  
FIG. 4 is a bottom plan view thereof; and,  
FIG. 5 is a top plan view thereof.  
The features shown in broken lines depict environmental structure only and form no part of the claimed design.

**1 Claim, 1 Drawing Sheet**



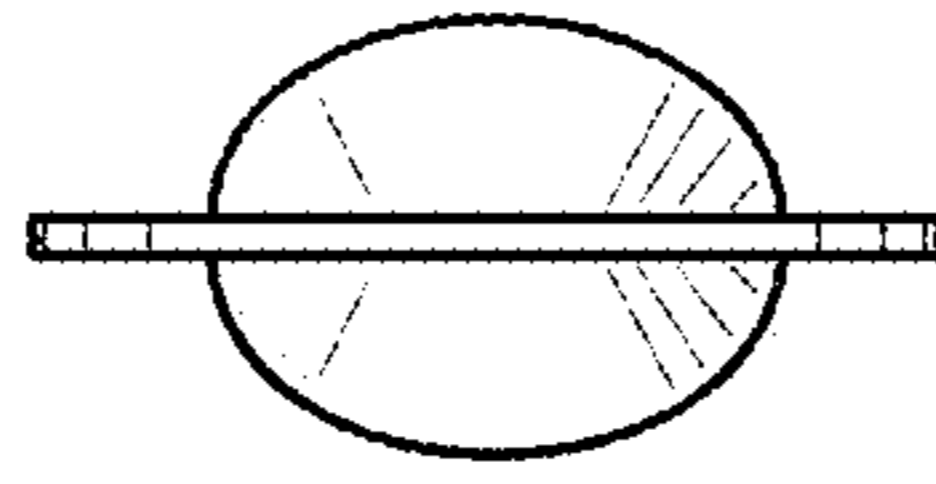


Fig-4

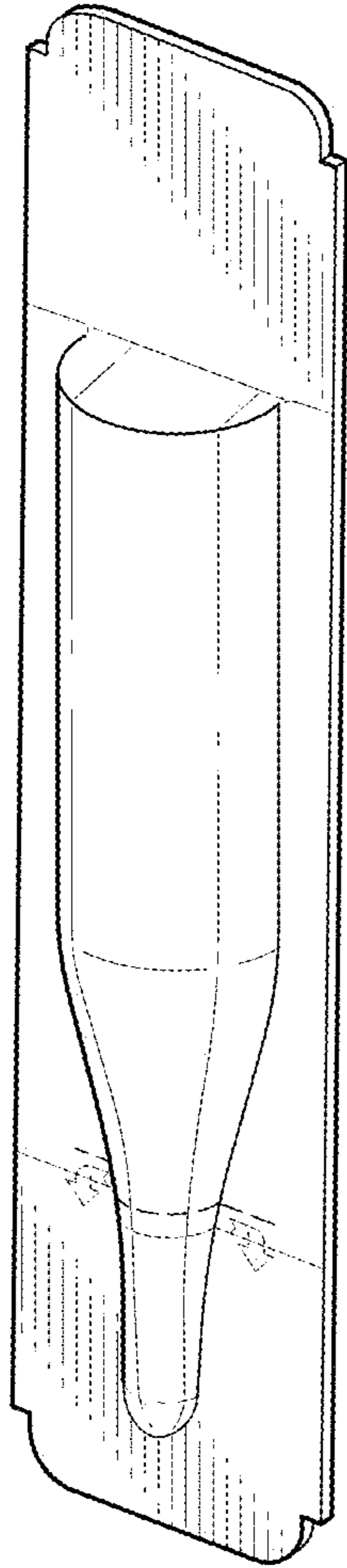


Fig-1

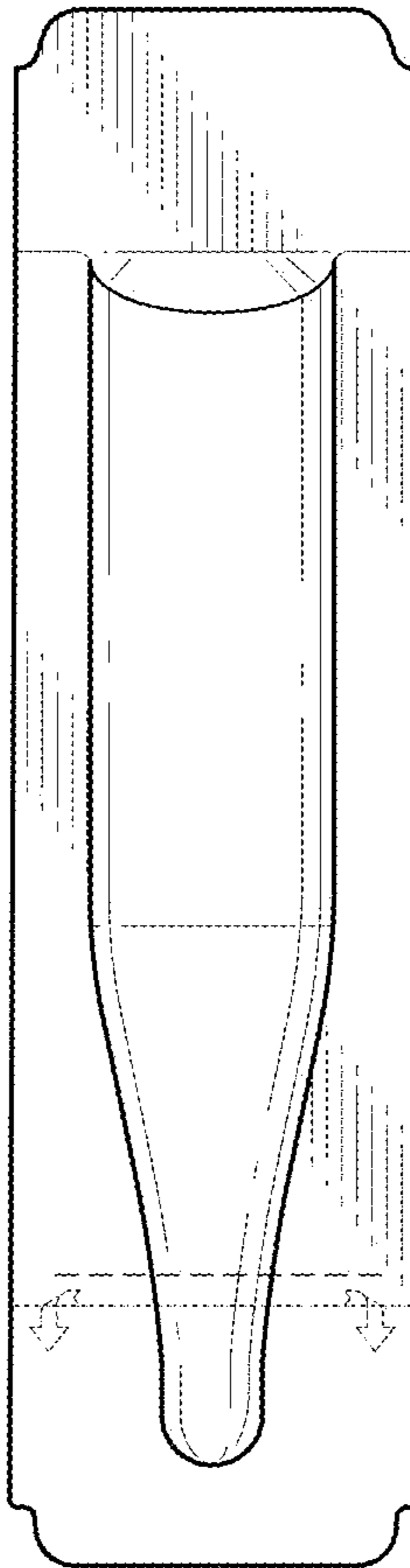


Fig-2




Fig-3

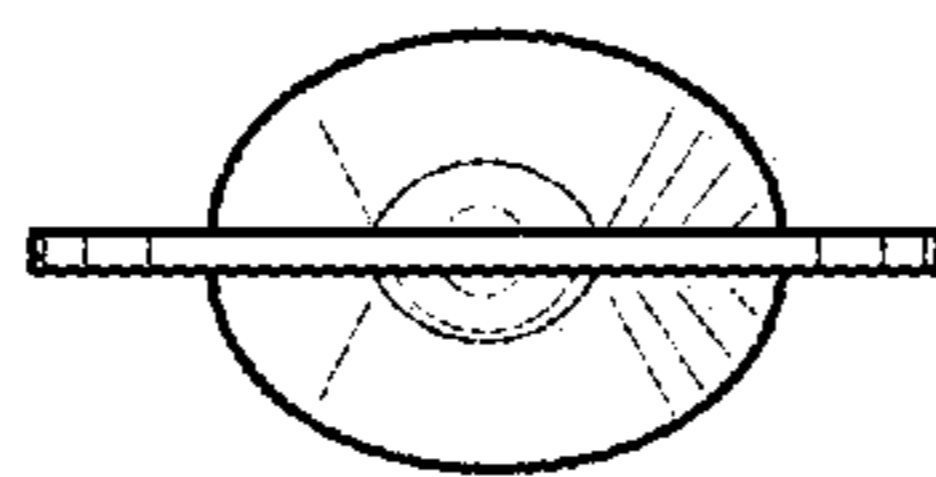


Fig-5