



US00D870236S

(12) **United States Design Patent**
Eads et al.

(10) **Patent No.:** **US D870,236 S**

(45) **Date of Patent:** **** Dec. 17, 2019**

(54) **SHOWERHEAD**

(71) Applicant: **DELTA FAUCET COMPANY,**
Indianapolis, IN (US)

(72) Inventors: **Thad Eads,** Urbana, IN (US); **Anthony Joseph Tentler,** Windfall, IN (US)

(73) Assignee: **DELTA FAUCET COMPANY,**
Indianapolis, IN (US)

(**) Term: **15 Years**

(21) Appl. No.: **29/644,218**

(22) Filed: **Apr. 16, 2018**

(51) **LOC (12) Cl.** **23-01**

(52) **U.S. Cl.**
USPC **D23/213**

(58) **Field of Classification Search**
USPC D23/213, 214, 215, 223, 224, 226, 229,
D23/230

CPC A61H 9/0021; A61H 33/00; B05B 1/00;
B05B 1/14; B05B 1/185; B05B 1/08;
B05B 1/02; B05B 1/26; B05B 12/002;
B05B 1/18; B05B 9/01

See application file for complete search history.

(56) **References Cited**

U.S. PATENT DOCUMENTS

D316,891 S *	5/1991	Lee	D23/213
D355,242 S *	2/1995	Warshawsky	D23/213
D417,716 S *	12/1999	Warshawsky	D23/213
D417,903 S *	12/1999	Warshawsky	D23/213
D472,958 S *	4/2003	Ouyoung	D23/213

D479,301 S *	9/2003	Ouyoung	D23/213
D494,655 S *	8/2004	Lin	D23/213
D552,713 S *	10/2007	Rexach	D23/213
D588,229 S *	3/2009	Lammel	D23/213
D643,932 S *	8/2011	Vogtner	D23/213
D698,892 S *	2/2014	Frost	D23/213
D737,931 S *	9/2015	Schoenherr	D23/223
D751,172 S *	3/2016	Bahler	D23/213
D763,408 S *	8/2016	Garland	D23/213
D780,287 S *	2/2017	Baker	D23/213
D809,095 S *	1/2018	Baker	D23/213
D811,524 S *	2/2018	Bossini	D23/223
D820,388 S *	6/2018	Seum	D23/213
D833,575 S *	11/2018	Soulier	D23/223

* cited by examiner

Primary Examiner — Manpreet S Matharu

Assistant Examiner — Keith J Wilson

(74) *Attorney, Agent, or Firm* — Edgar A. Zarins; Nirav D. Parikh

(57) **CLAIM**

The ornamental design for a showerhead, as shown and described.

DESCRIPTION

FIG. 1 is a perspective view of a showerhead showing our new design;

FIG. 2 is a top plan view thereof;


FIG. 3 is a side perspective view thereof;

FIG. 4 is a bottom view thereof; and,

FIG. 5 is a side view thereof.

The broken line shown represents portions of a showerhead and form no part of the claimed design.

1 Claim, 3 Drawing Sheets



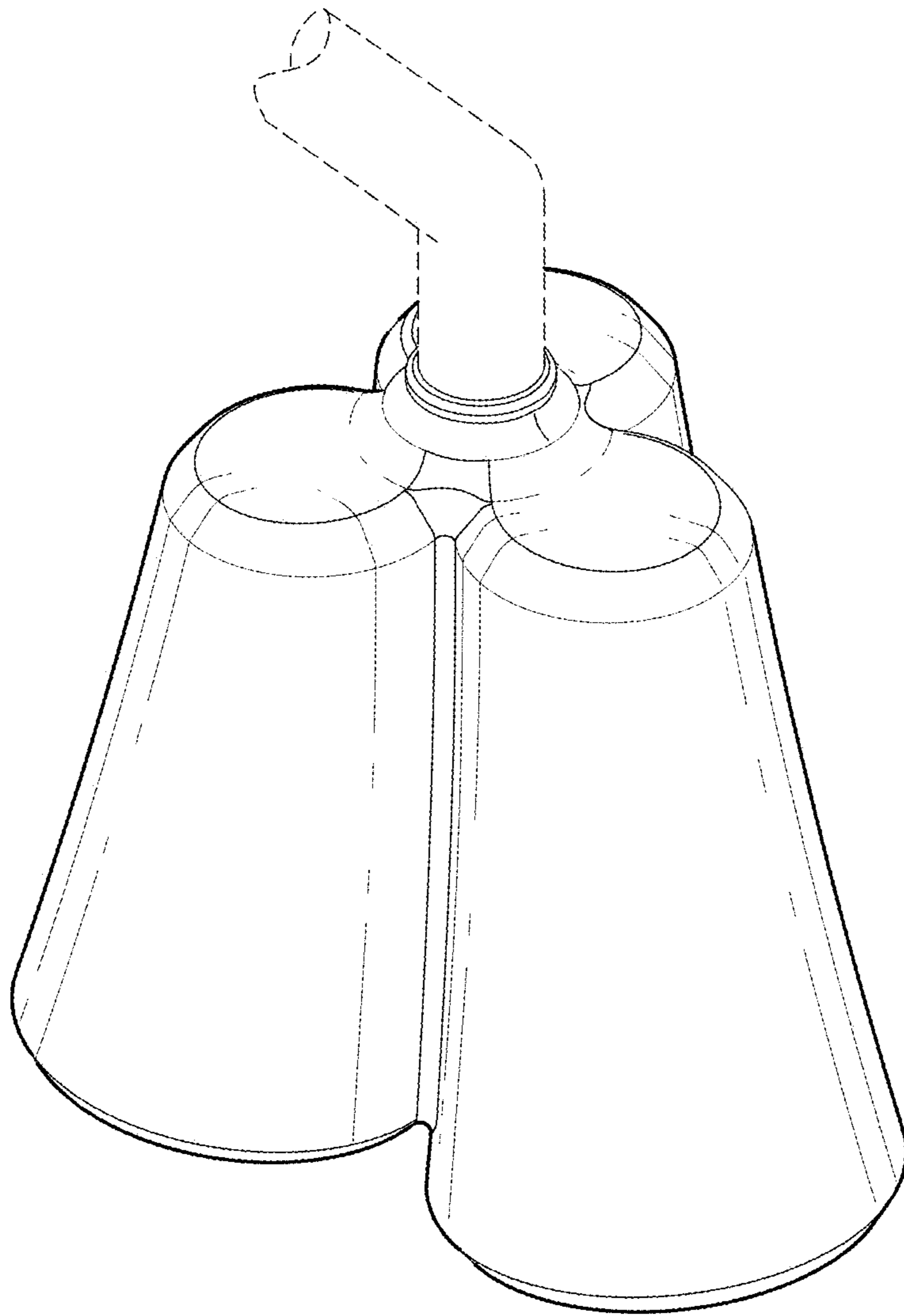


Fig-1




Fig-2




Fig-3

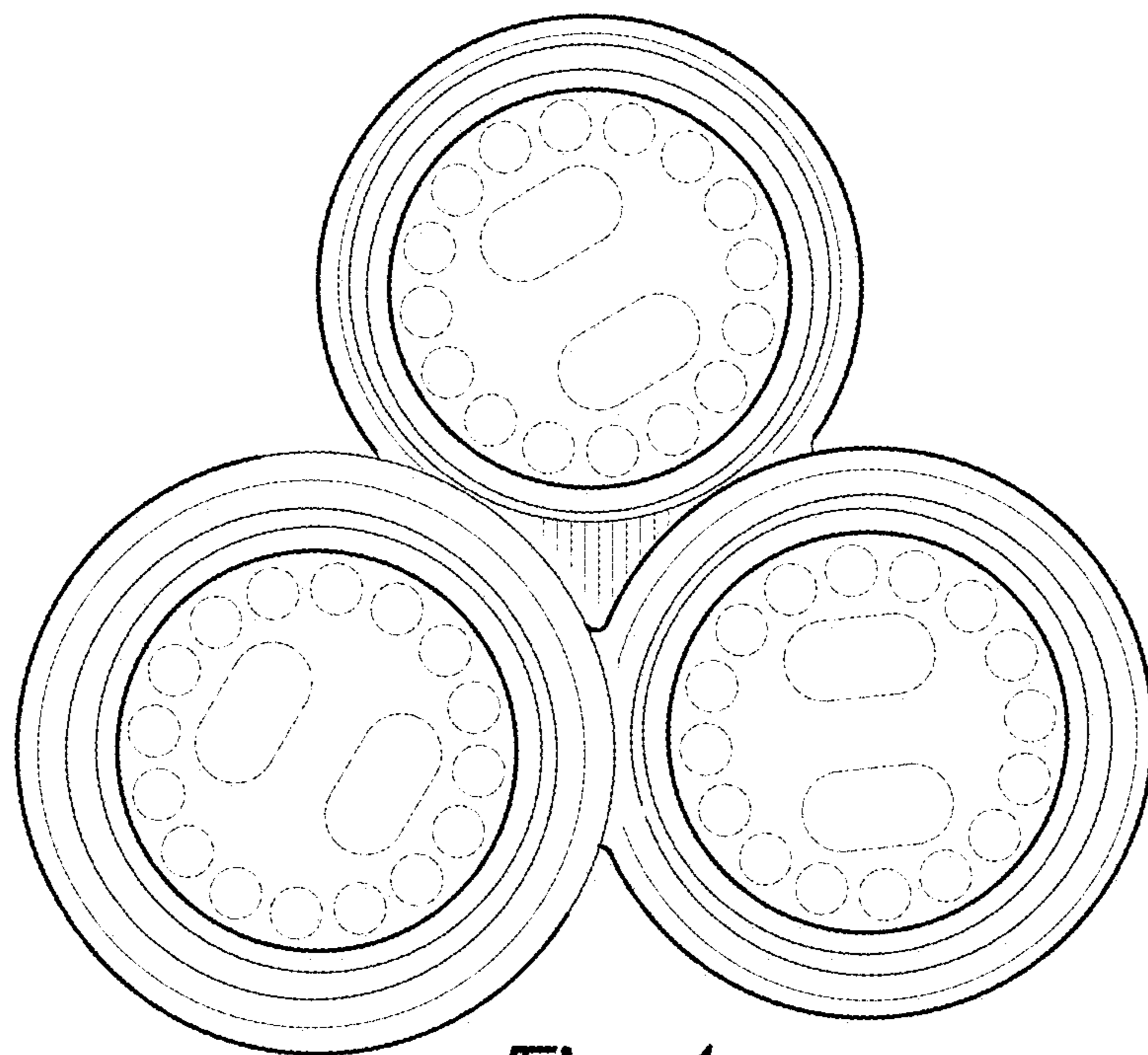


Fig-4




Fig-5