



US00D870233S

(12) **United States Design Patent**  
**Zhu**

(10) **Patent No.:** **US D870,233 S**

(45) **Date of Patent:** **\*\* \*Dec. 17, 2019**

(54) **MOSQUITO LAMP**

D821,537 S \* 6/2018 Ye ..... D22/123  
D825,709 S \* 8/2018 Rubel ..... D22/122  
D831,784 S \* 10/2018 Rubel ..... D22/123

(71) Applicant: **Yan Zhu**, Shenzhen (CN)

\* cited by examiner

(72) Inventor: **Yan Zhu**, Shenzhen (CN)

*Primary Examiner* — Catherine R Oliver-Garcia  
(74) *Attorney, Agent, or Firm* — Law Offices of Steven  
W. Weinrieb

(\*) Notice: This patent is subject to a terminal disclaimer.

(\*\*) Term: **15 Years**

(57) **CLAIM**

(21) Appl. No.: **29/637,199**

The ornamental design for a mosquito lamp, as shown and described.

(22) Filed: **Feb. 14, 2018**

(51) **LOC (12) Cl.** ..... **22-06**

(52) **U.S. Cl.**  
USPC ..... **D22/123**

**DESCRIPTION**

(58) **Field of Classification Search**  
USPC ..... D22/119–124; 43/98–99, 112–114  
CPC ..... A01M 1/04  
See application file for complete search history.

FIG. 1 is a front, right side, top perspective view of the mosquito lamp showing my new design;  
FIG. 2 is a rear, bottom perspective view thereof;  
FIG. 3 is a front elevational view thereof;  
FIG. 4 is a rear elevational view thereof;  
FIG. 5 is a left side elevational view thereof;  
FIG. 6 is a right side elevational view thereof;  
FIG. 7 is a top plan view thereof;  
FIG. 8 is a bottom plan view thereof; and,  
FIG. 9 is a front, right side perspective view thereof showing the lamp in a usage mode by means of which the lamp may be suspended.  
The broken lines depict environment that forms no part of the claimed design.

(56) **References Cited**

**U.S. PATENT DOCUMENTS**

D214,174 S \* 5/1969 Howard ..... D22/123  
4,182,069 A \* 1/1980 De Yoreo ..... A01M 1/04  
43/112  
4,226,043 A \* 10/1980 Peterson ..... A01M 1/04  
43/112  
D270,930 S \* 10/1983 Lee ..... D22/123  
D291,224 S \* 8/1987 Yuen ..... D22/123  
D302,577 S \* 8/1989 Lee ..... D22/123

**1 Claim, 9 Drawing Sheets**

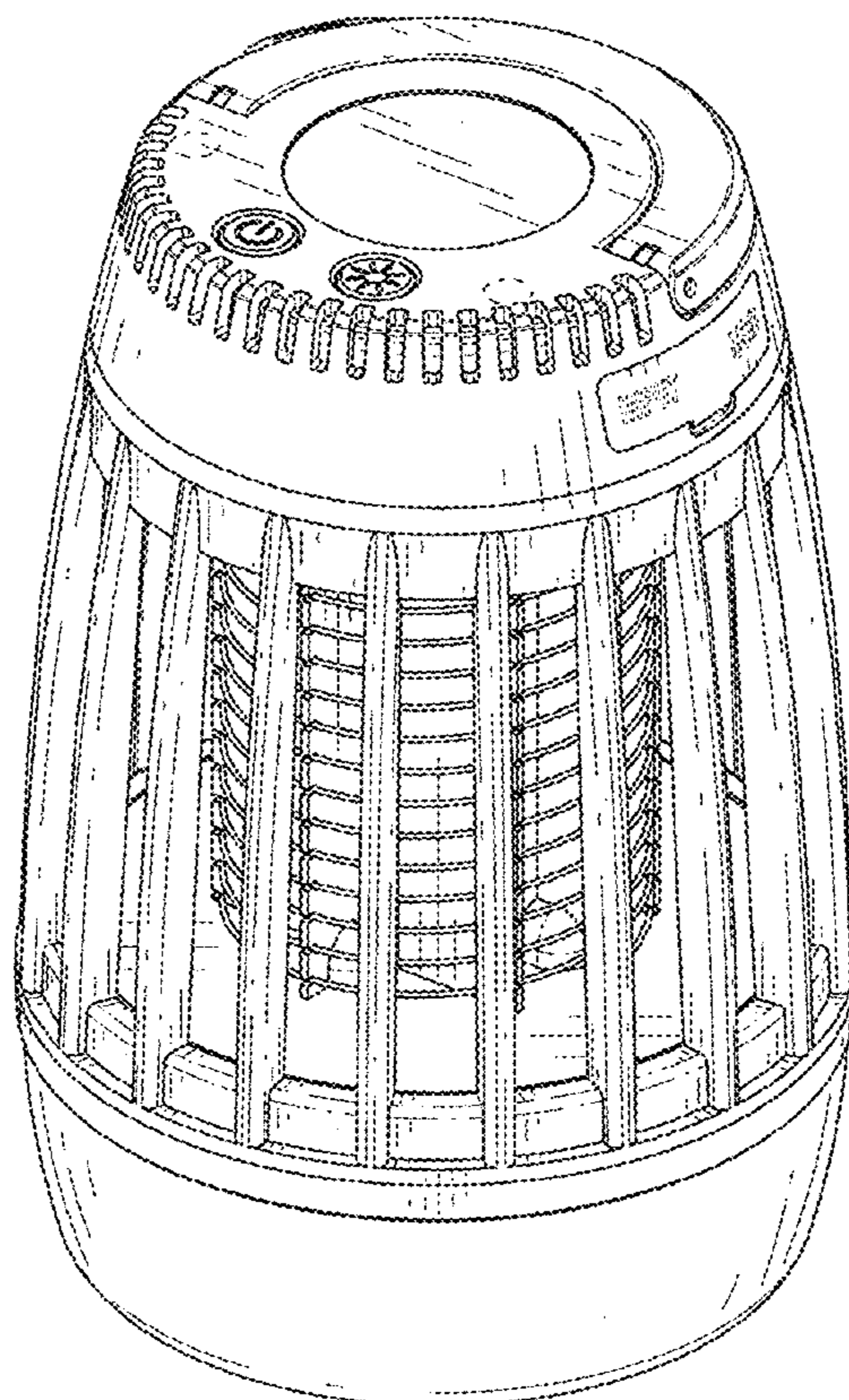


FIG. 1

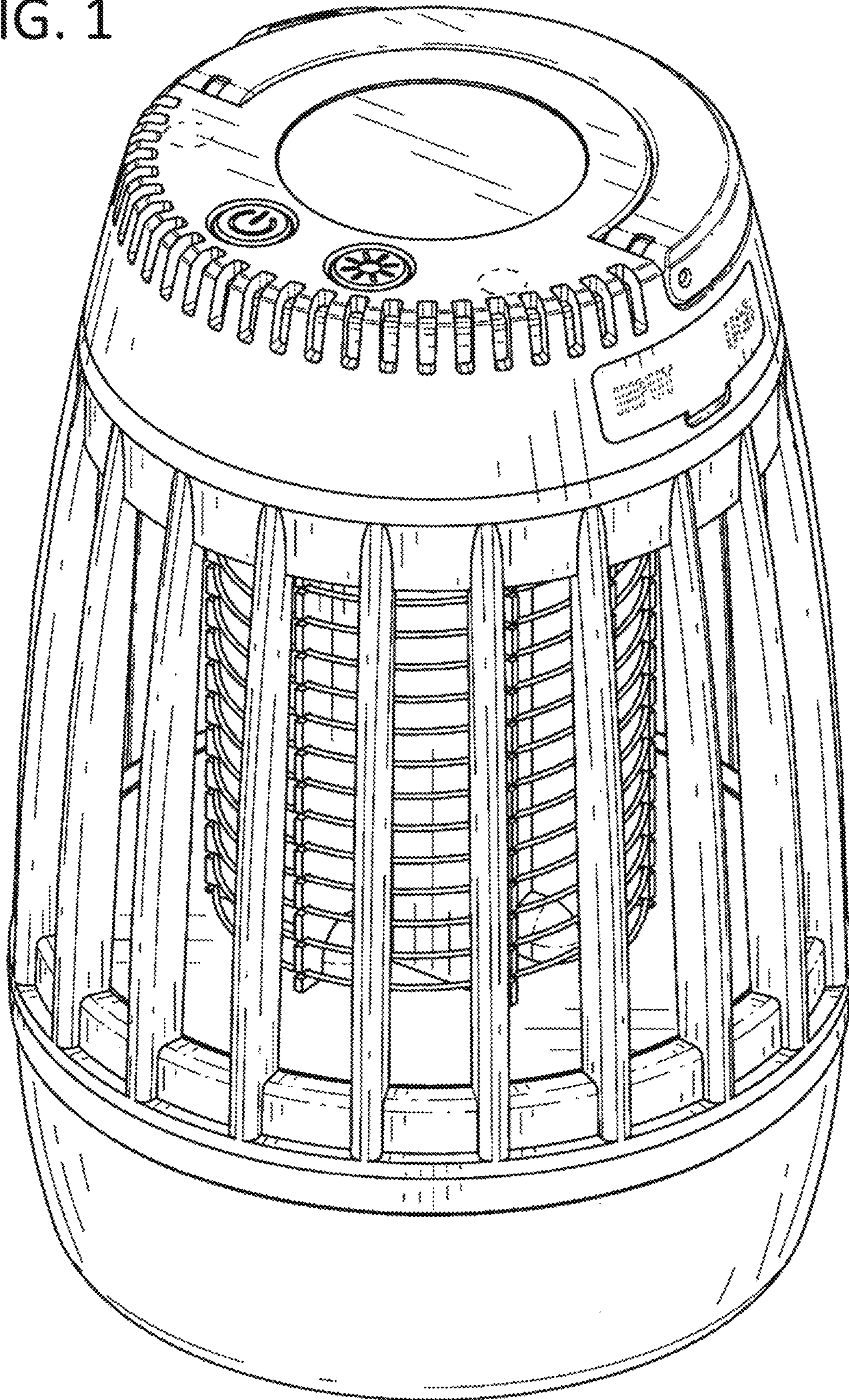
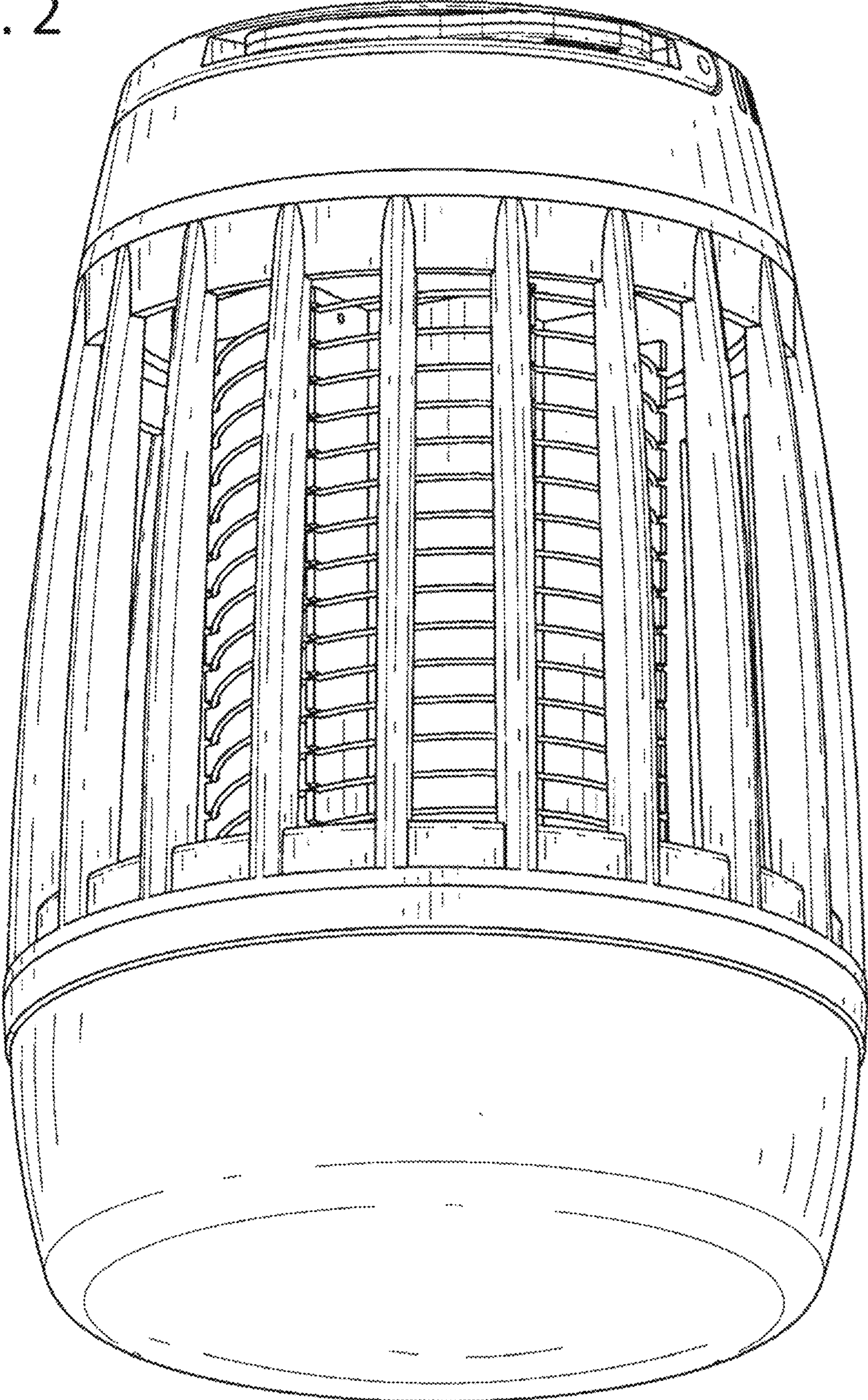


FIG. 2






FIG. 3




FIG. 4




FIG. 5




FIG. 6

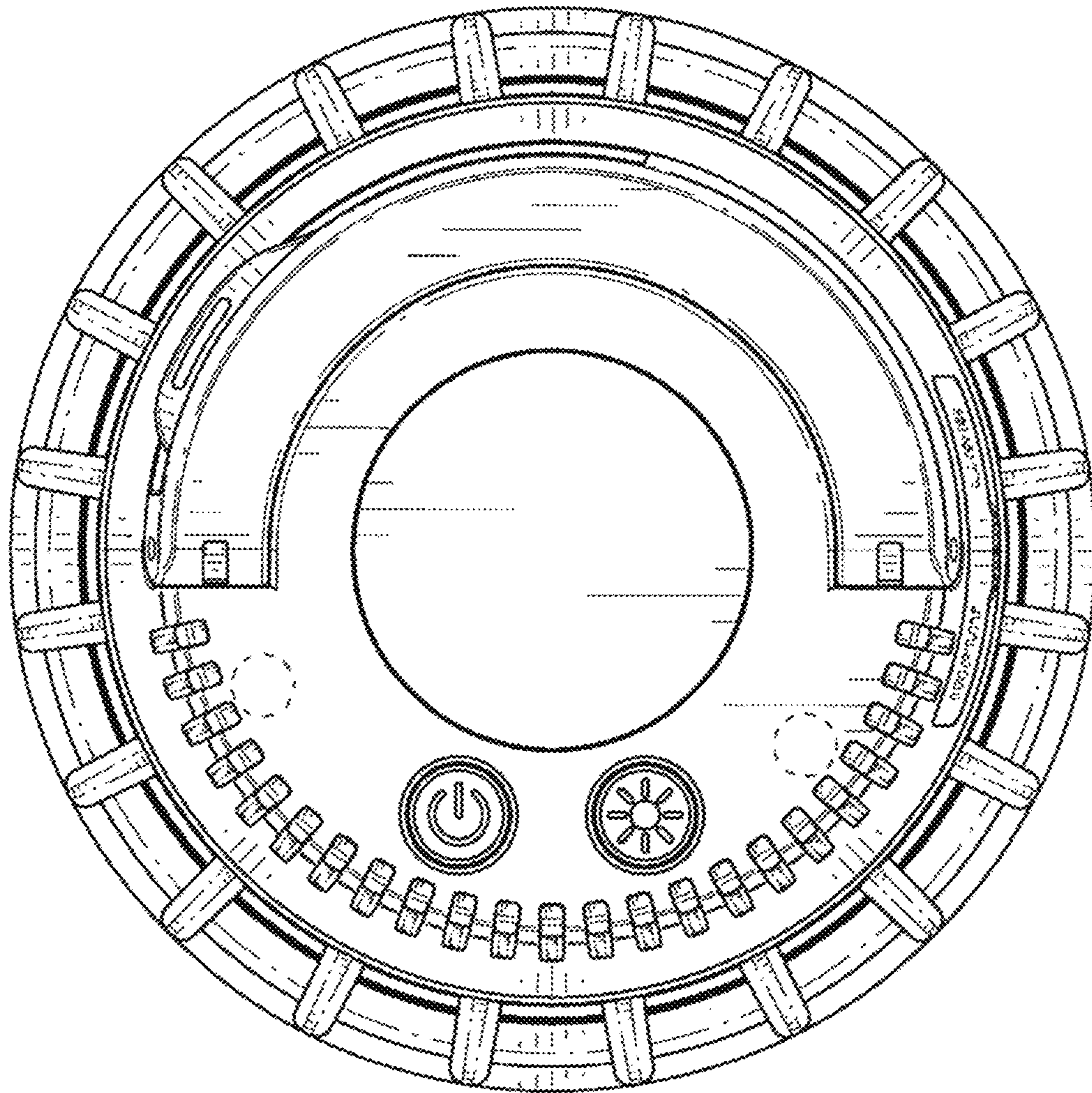


FIG. 7



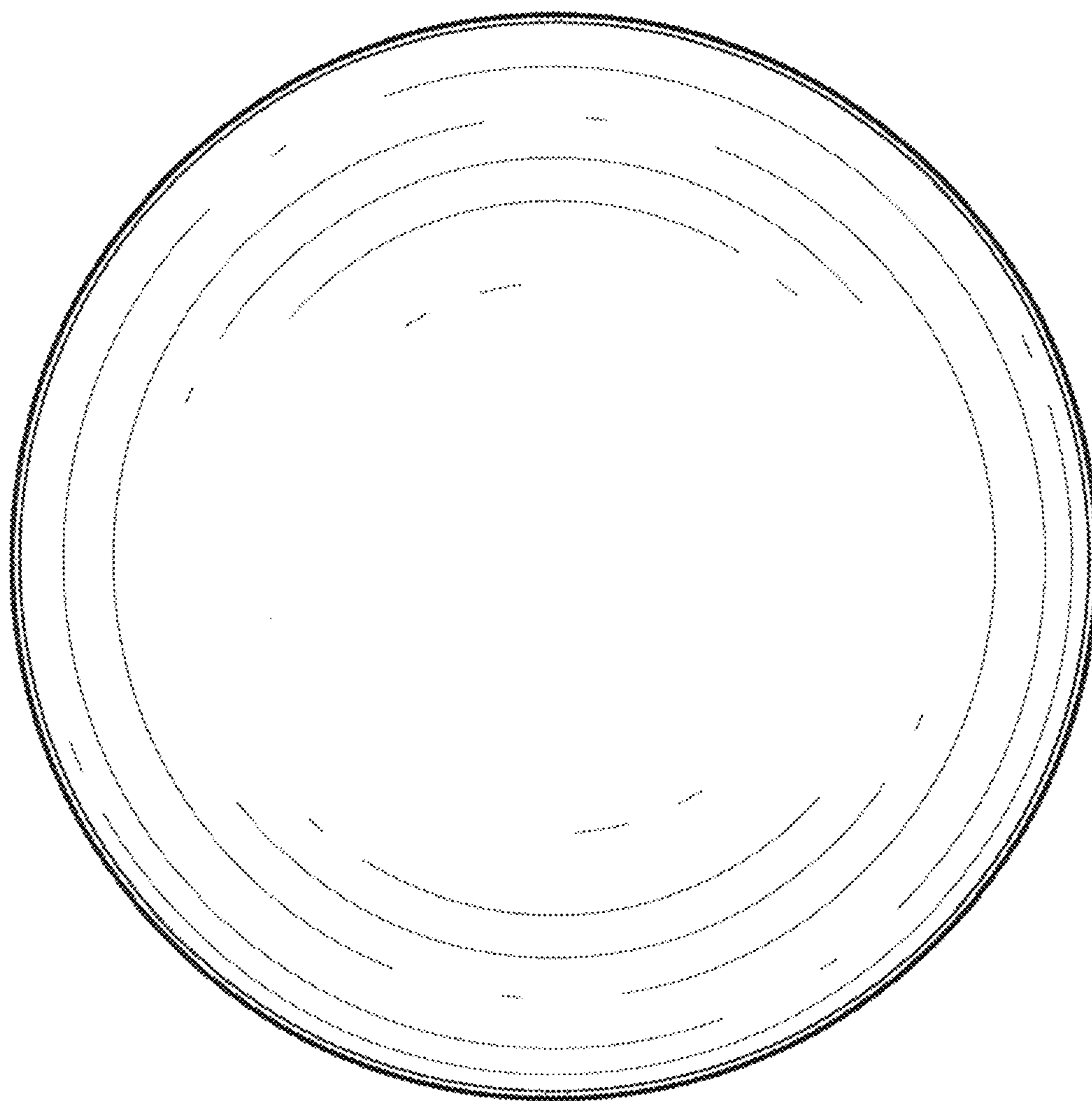


FIG. 8

FIG. 9

