



US00D870225S

(12) **United States Design Patent** (10) **Patent No.:** **US D870,225 S**
Peterson (45) **Date of Patent:** **** Dec. 17, 2019**

(54) **INFLATABLE SLIDE**
(71) Applicant: **SDS Asia Limited, BVI #1748971,**
Hong Kong (CN)
(72) Inventor: **Leroy L. Peterson,** Omaha, NE (US)
(73) Assignee: **SDS ASIA LIMITED, BVI #1748971,**
Central Hong Kong (HK)
(**) Term: **15 Years**
(21) Appl. No.: **29/662,587**
(22) Filed: **Sep. 6, 2018**
(51) **LOC (12) Cl.** **21-02**
(52) **U.S. Cl.**
USPC **D21/818; D21/835**
(58) **Field of Classification Search**
USPC D21/811, 814, 818-822, 835
CPC A63G 21/00-21/22; A63G 31/00; A63G
31/12
See application file for complete search history.

(56) **References Cited**
U.S. PATENT DOCUMENTS
2,620,185 A * 12/1952 Harding A63B 9/00
482/35
D207,105 S * 3/1967 Gale D21/818
D217,486 S * 5/1970 McHugh D21/820
4,343,464 A * 8/1982 Dose A63G 21/00
190/1
D294,378 S * 2/1988 Spirk, Jr. D21/820
D321,922 S * 11/1991 Basore D21/820
D328,326 S * 7/1992 Kuan D21/818
D340,099 S * 10/1993 Warren D21/818
D340,101 S * 10/1993 Ingold D21/818
D340,102 S * 10/1993 Warren D21/818
D340,965 S * 11/1993 Lee D21/818
D375,537 S * 11/1996 Lenihan D21/826
D428,959 S * 8/2000 Addleman D21/820

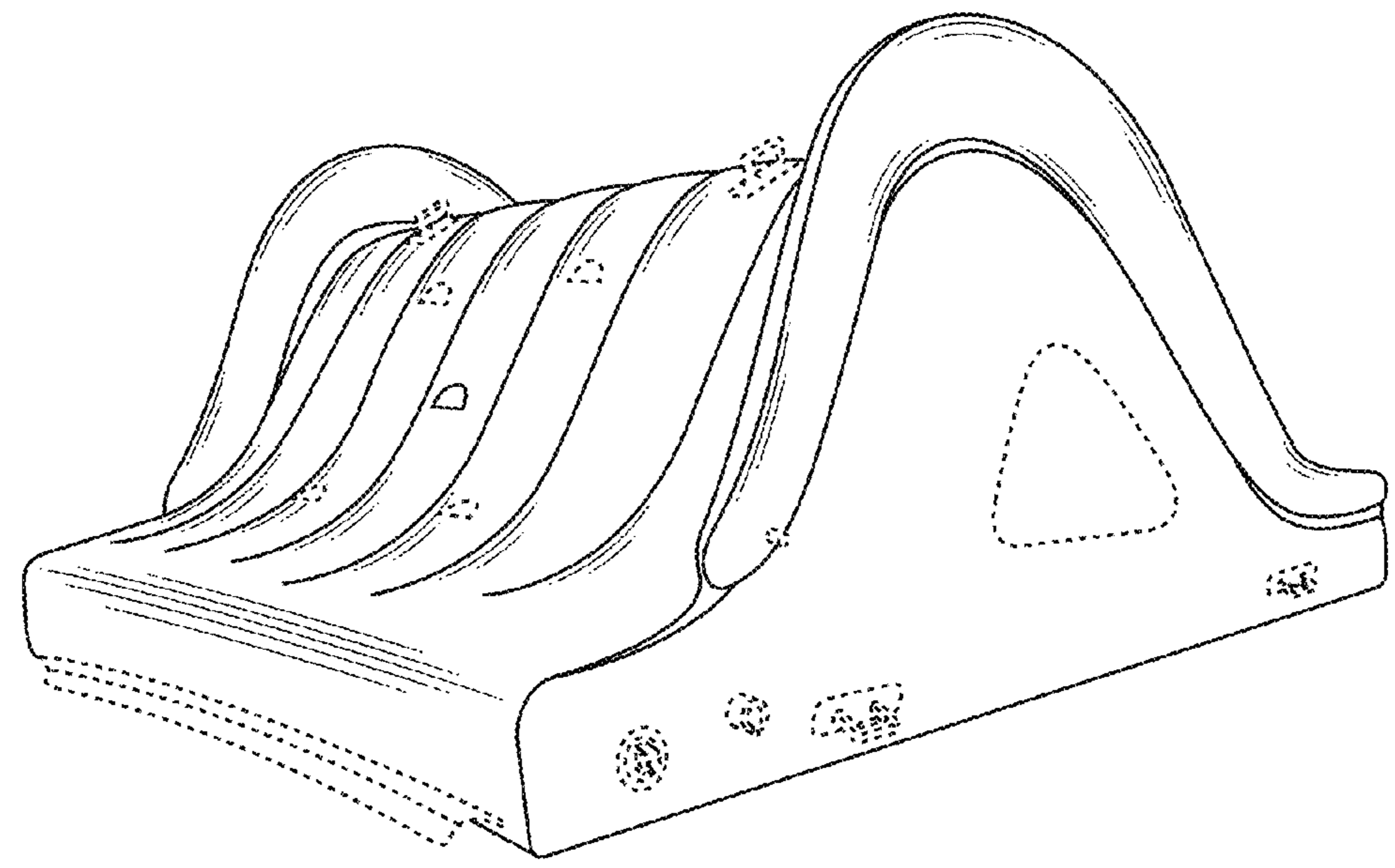
D429,306 S * 8/2000 Addleman D21/818
D440,622 S * 4/2001 Gourchounian D21/820
D460,141 S * 7/2002 Gourchounian D21/820
D472,292 S * 3/2003 Peterson D21/818
D514,652 S * 2/2006 Auberger D21/818
D522,082 S * 5/2006 Peterson D21/818
D540,413 S * 4/2007 McKee D21/818
D556,287 S * 11/2007 Robinson D21/819
D556,288 S * 11/2007 Robinson D21/815
D556,849 S * 12/2007 Ferraro, Sr. D21/815
D557,368 S * 12/2007 Berenson D21/818
D557,369 S * 12/2007 Robinson D21/818
D595,801 S * 7/2009 Boulton D21/819
D595,802 S * 7/2009 Boulton D21/835
D597,163 S * 7/2009 Boulton D21/819
D597,624 S * 8/2009 Boulton D21/819
D600,769 S * 9/2009 Xiao D21/820
D600,770 S * 9/2009 Xiao D21/820
7,878,877 B2 * 2/2011 Scherba A63G 9/00
446/220
D639,887 S * 6/2011 Cirjak D21/818
(Continued)

Primary Examiner — Mitchell I. Siegel
(74) Attorney, Agent, or Firm — Suiter Swantz pc llo

(57) **CLAIM**
The ornamental design for an inflatable slide, as shown and described.

DESCRIPTION
FIG. 1 is a perspective view showing our new design;
FIG. 2 is a top plan view thereof;
FIG. 3 is a bottom plan view thereof;
FIG. 4 is a front elevation view thereof;
FIG. 5 is a rear elevation view thereof;
FIG. 6 is a right side elevation view thereof; and,
FIG. 7 is a left side elevation view thereof.
The broken lines showing stitching, footholds, valves, zip-
per flaps, and handles of FIGS. 1-7 form no part of the
claimed design.

1 Claim, 7 Drawing Sheets



(56)

References Cited

U.S. PATENT DOCUMENTS

D647,587 S	*	10/2011	Perlman	D21/818
D702,790 S	*	4/2014	Cirjak	D21/818
D730,469 S	*	5/2015	Chen	D21/819
D730,470 S	*	5/2015	Chen	D21/819
D815,709 S	*	4/2018	Wang	D21/818
D822,782 S	*	7/2018	Wang	D21/820
D824,471 S	*	7/2018	Bagumyan	D21/818
D825,016 S	*	8/2018	Wang	D21/818

* cited by examiner

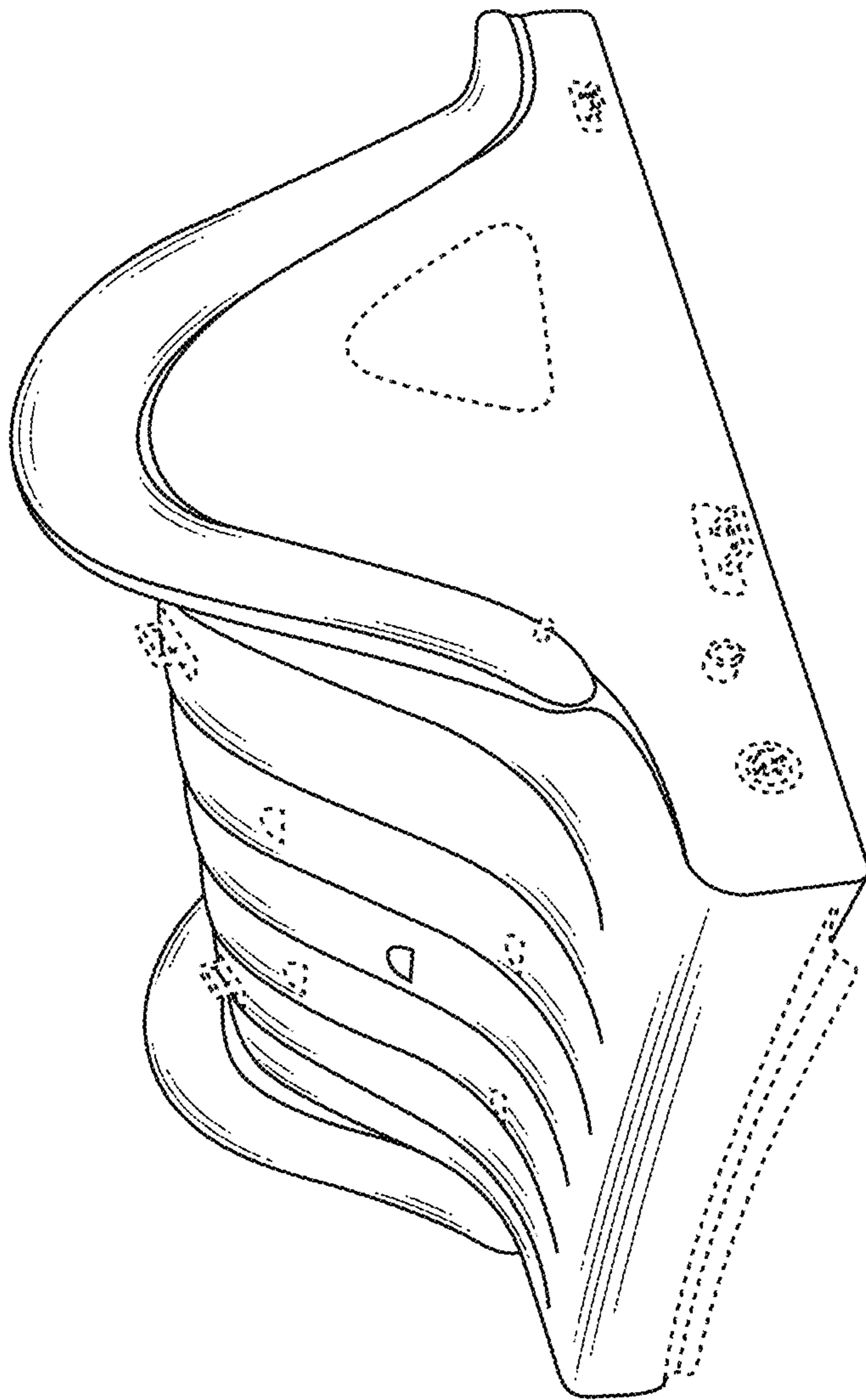


FIG.1

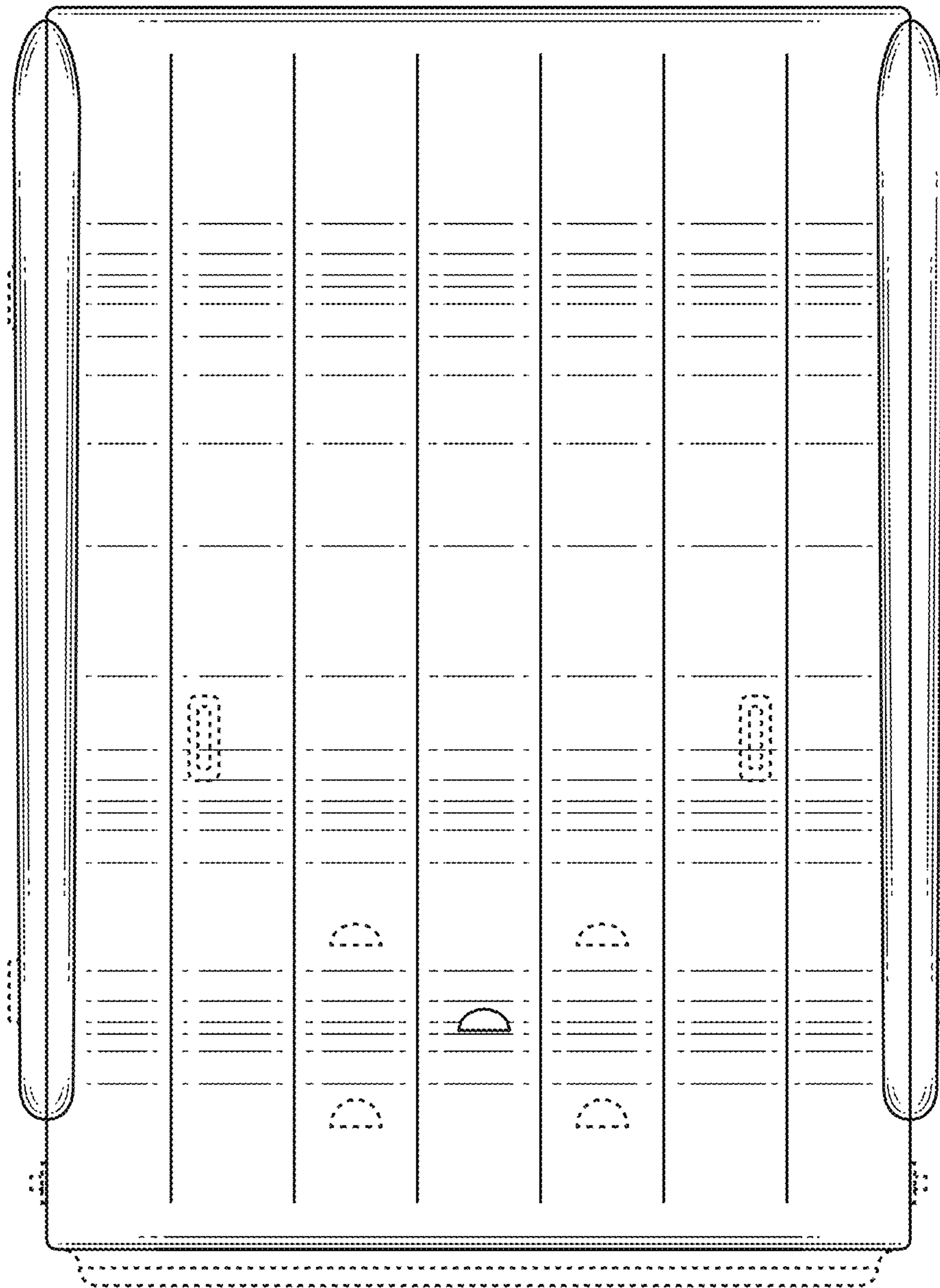


FIG.2




FIG. 3

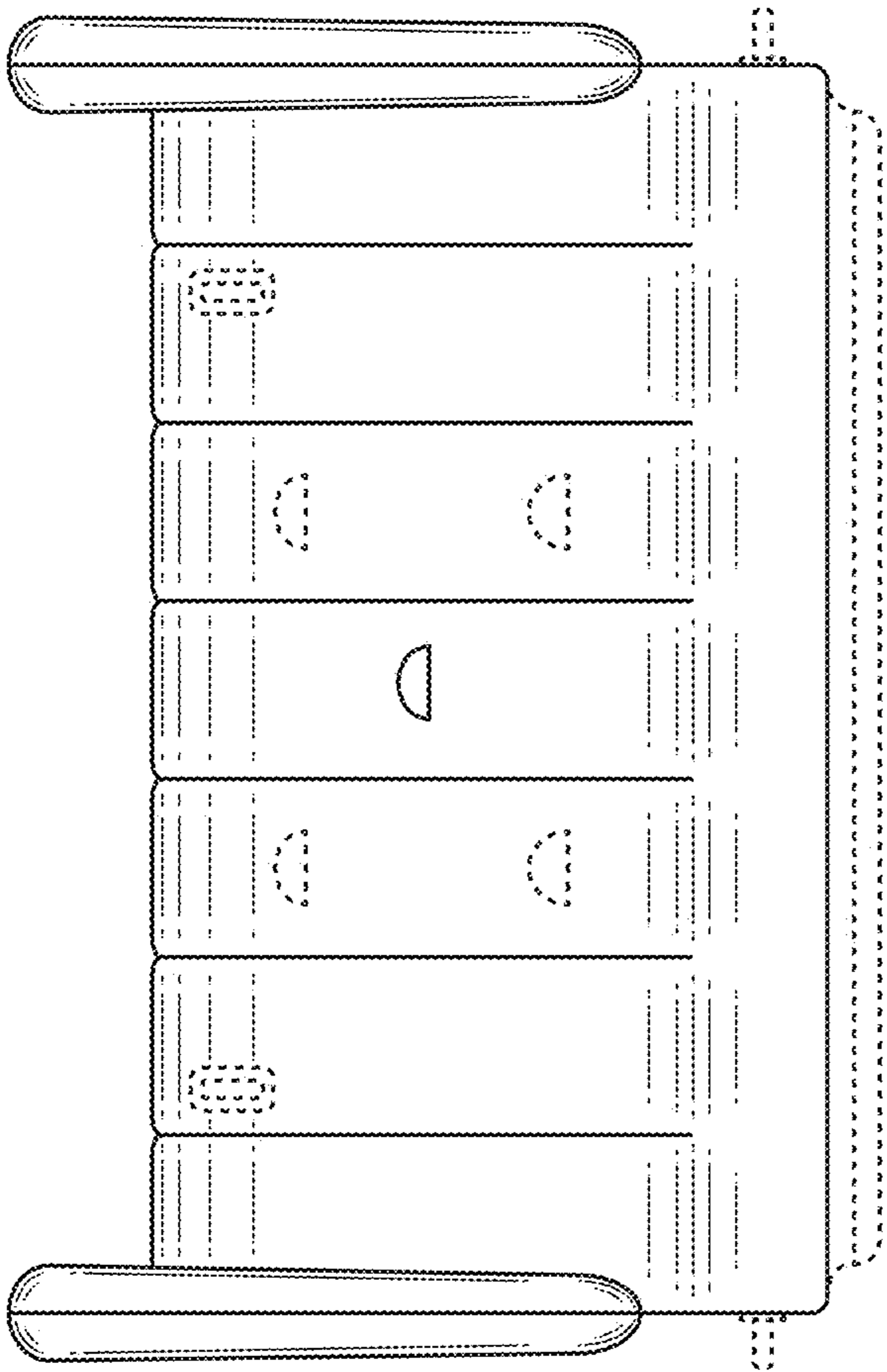


FIG.4




FIG. 5

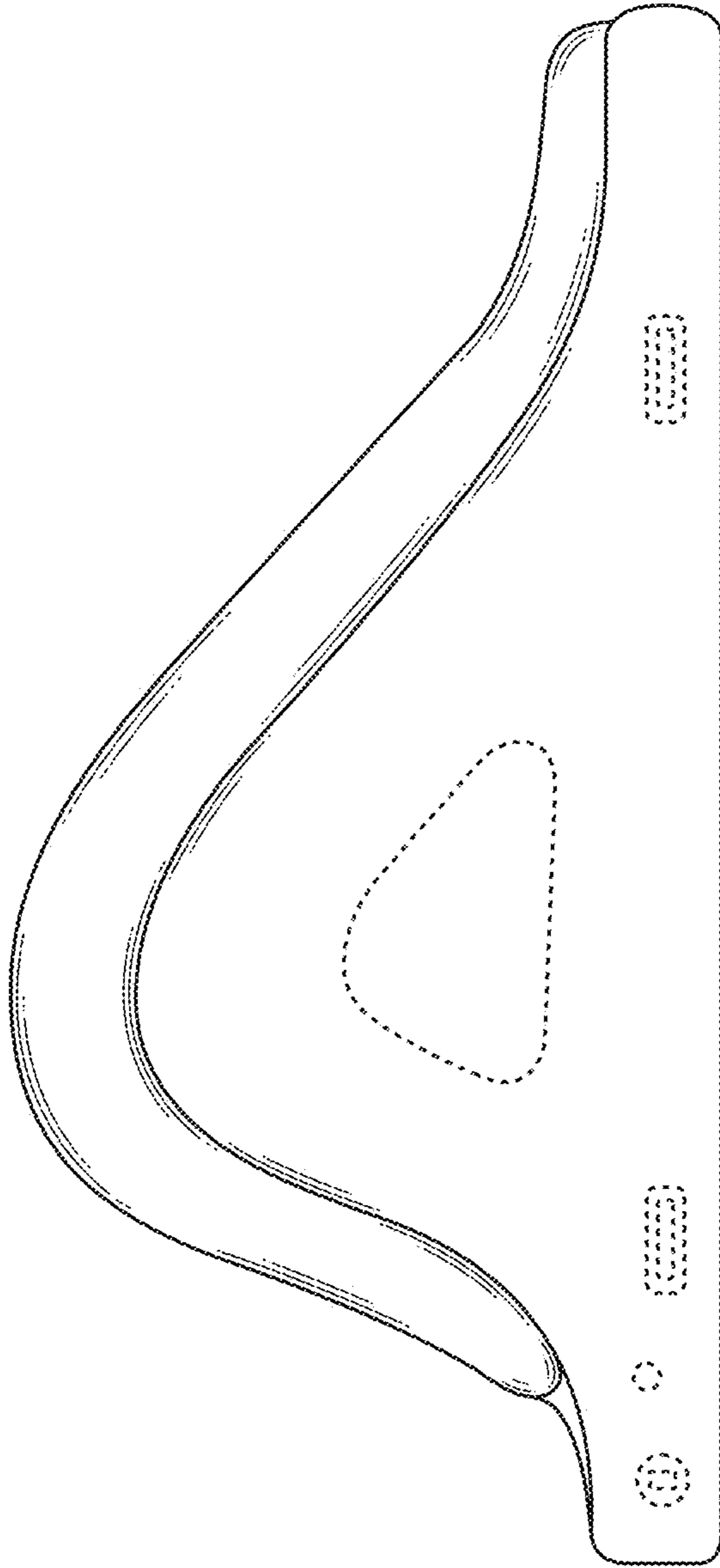


FIG. 6

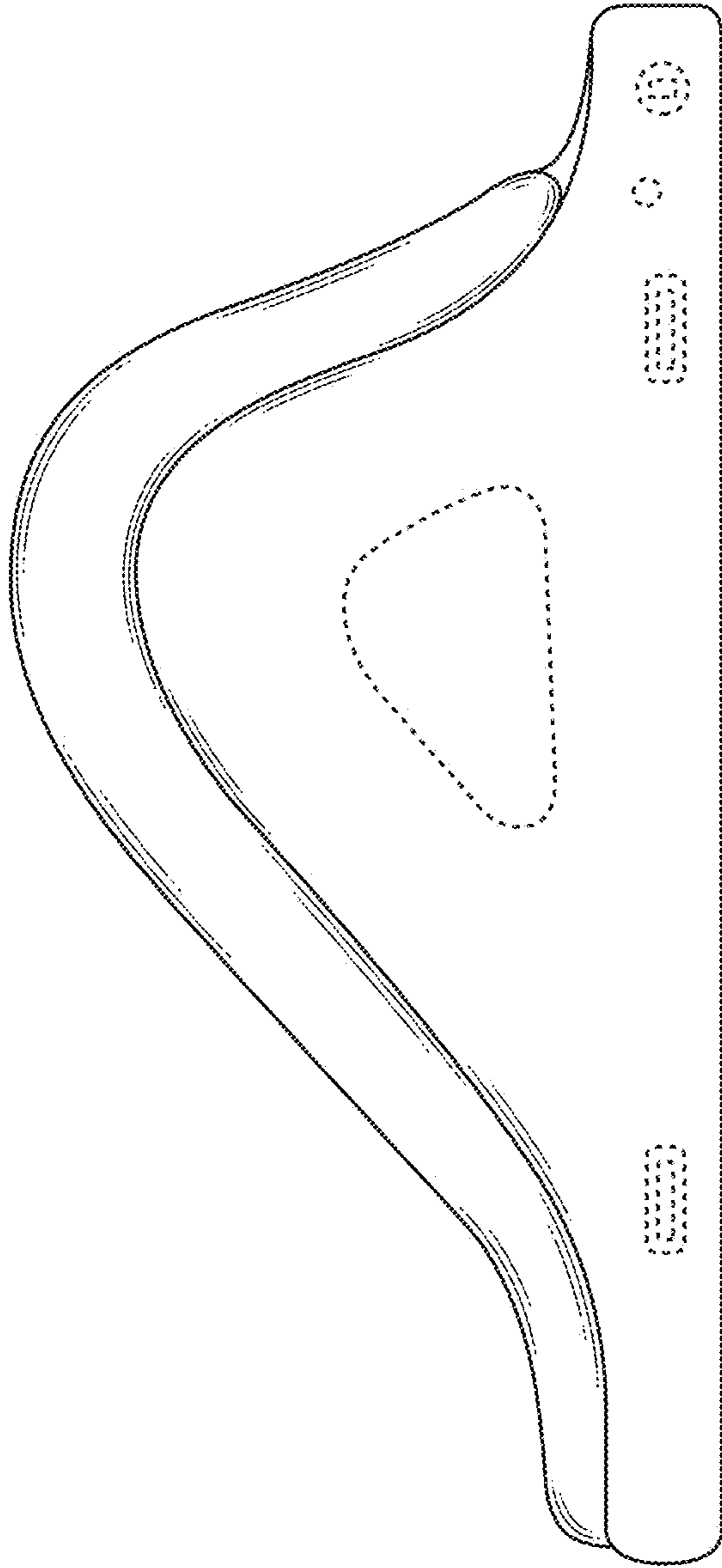


FIG. 7