



US00D870221S

(12) **United States Design Patent** (10) **Patent No.:** **US D870,221 S**
Coe et al. (45) **Date of Patent:** **** Dec. 17, 2019**

- (54) **LACROSSE HEAD**
- (71) Applicant: **Wm. T. Burnett IP, LLC**, Baltimore, MD (US)
- (72) Inventors: **John William Coe**, Millersville, MD (US); **Betsy Barnhart**, Ames, IA (US)
- (73) Assignee: **Wm. T. Burnett IP, LLC**, Baltimore, MD (US)
- (**) Term: **15 Years**
- (21) Appl. No.: **29/642,433**
- (22) Filed: **Mar. 29, 2018**
- (51) **LOC (12) Cl.** **21-02**
- (52) **U.S. Cl.**
USPC **D21/753; D21/724**
- (58) **Field of Classification Search**
USPC **D21/724, 753**
CPC **A63B 59/20; A63B 65/122; A63B 65/125; A63B 65/127; A63B 60/50; A63B 60/51; A63B 60/52; A63B 60/00; A63B 60/46**
See application file for complete search history.

(56) **References Cited**

U.S. PATENT DOCUMENTS

3,507,495	A	4/1970	Tucker et al.	
4,034,984	A	7/1977	Crawford et al.	
5,566,947	A	10/1996	Tucker et al.	
5,568,925	A	10/1996	Morrow et al.	
D499,780	S *	12/2004	Kohler	D21/724
7,488,266	B2	2/2009	Tucker, Jr. et al.	
7,682,269	B1 *	3/2010	Gait	A63B 59/20 473/513
7,727,093	B2	6/2010	Lamson et al.	
D645,530	S *	9/2011	Morrow	D21/724
D655,362	S *	3/2012	Morrow	D21/724
D660,930	S *	5/2012	Morrow	D21/724

D723,639	S *	3/2015	Gait	D21/724
D723,640	S *	3/2015	Paquette	D21/724
D724,682	S *	3/2015	McPhail	D21/724
2008/0293524	A1	11/2008	Gait	
2018/0133570	A1	5/2018	McDonell et al.	

OTHER PUBLICATIONS

Nike Lunar Head Women's Lacrosse Heads, Lax.com, May 1, 2016. Retrieved May 1, 2018 from Internet: <<http://web.archive.org/web/20160501071443/https://www.lax.com/lacrosse-equipment/nike-lunar-23>>.
Excerpt of 2015 STX Lacrosse Catalog, Women's Performance Guide, 11 pages.

(Continued)

Primary Examiner — Mitchell I. Siegel
(74) *Attorney, Agent, or Firm* — Plumsea Law Group, LLC

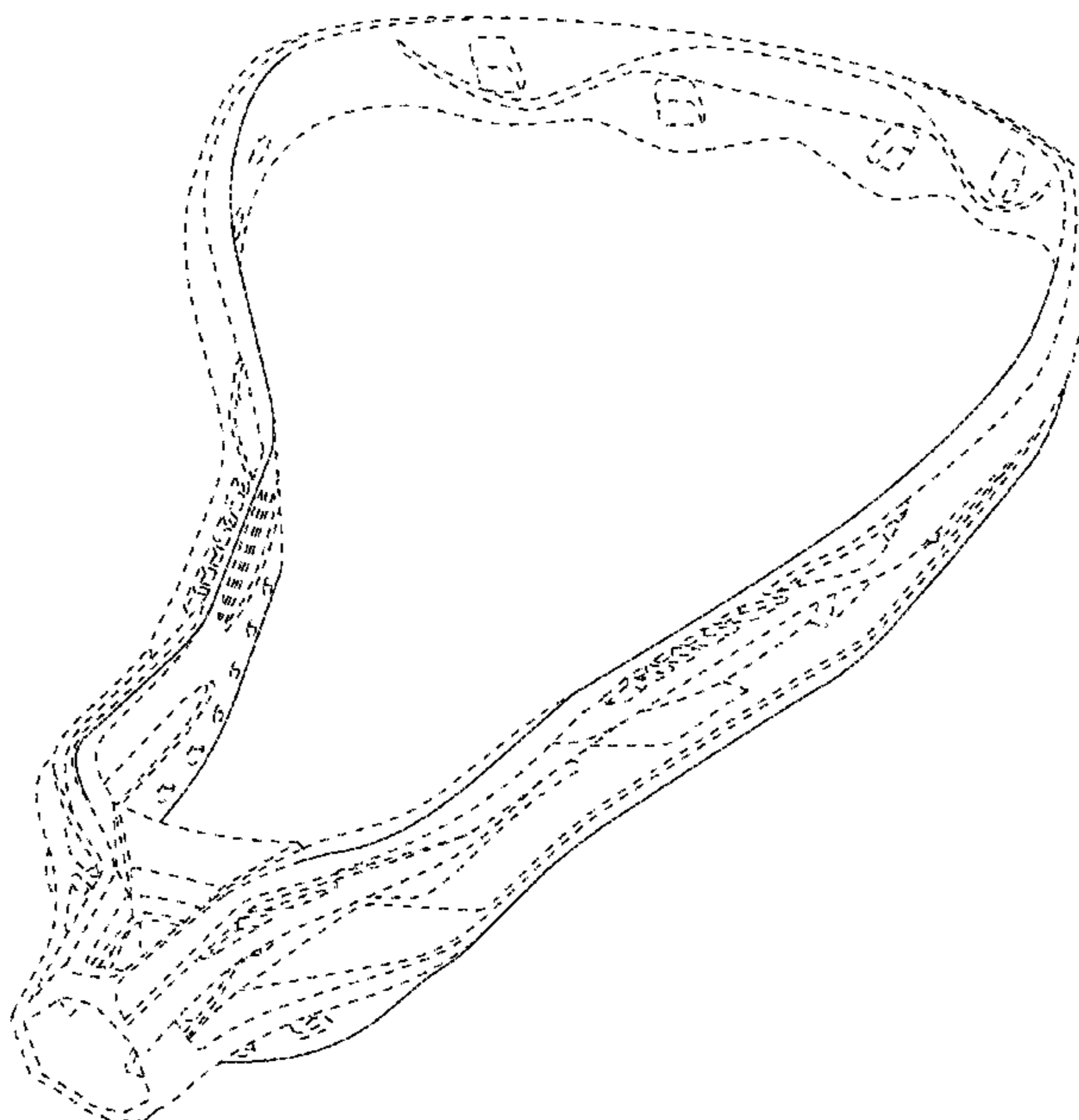
(57) **CLAIM**

The ornamental design for a lacrosse head, as shown and described.

DESCRIPTION

FIG. 1 is a top isometric perspective view of a lacrosse head showing the new design;
FIG. 2 is a front elevational view thereof;
FIG. 3 is a rear elevational view thereof;
FIG. 4 is a side elevational view thereof;
FIG. 5 is an opposite side elevational view thereof;
FIG. 6 is a top plan view thereof; and,
FIG. 7 is a bottom plan view thereof.
The broken lines and unshaded areas form no part of the claimed design. The solid lines in FIGS. 1-7 represent the claimed design of the front and rear edges of the lacrosse head, visible in their entireties in the profiles of FIGS. 2 and 3, respectively. The unshaded areas immediately adjacent to the solid lines form no part of the claimed design.

1 Claim, 7 Drawing Sheets



(56)

References Cited

OTHER PUBLICATIONS

Brine Mantra 3 Women's Lacrosse Head, Lacrosse Monkey, Dec. 30, 2014. Retrieved Jun. 12, 2018 from Internet: <<https://web.archive.org/web/20141230053141/https://www.lacrossemonkey.com/brine-lacrosse-women-head-mantra-3.html>>.

Future of Women's Lacrosse Stick?, STX Crux 500 and Maverik Erupt, Universal Lacrosse Blog, Sep. 11, 2015. Retrieved Jun. 12, 2018 from Internet: <<https://web.archive.org/web/20150911044841/http://www.universallacrosse.com/wp/future-of-womens-attack-stick/>>.

Maverik Erupt Complete Lacrosse Stick, Longstreth, Feb. 15, 2016. Retrieved Jun. 12, 2018 from Internet: <<https://web.archive.org/web/20160215171557/https://www.longstreth.com/Maverik-Erupt-Complete-Lacrosse-Stick/productinfo/LAMECS/>>.

STX Crux 500, Universal Lacrosse, Oct. 21, 2014. Retrieved Jun. 12, 2018 from Internet: <<https://web.archive.org/web/20141021143407/http://www.universallacrosse.com/crux-500-black-black.html>>.

* cited by examiner

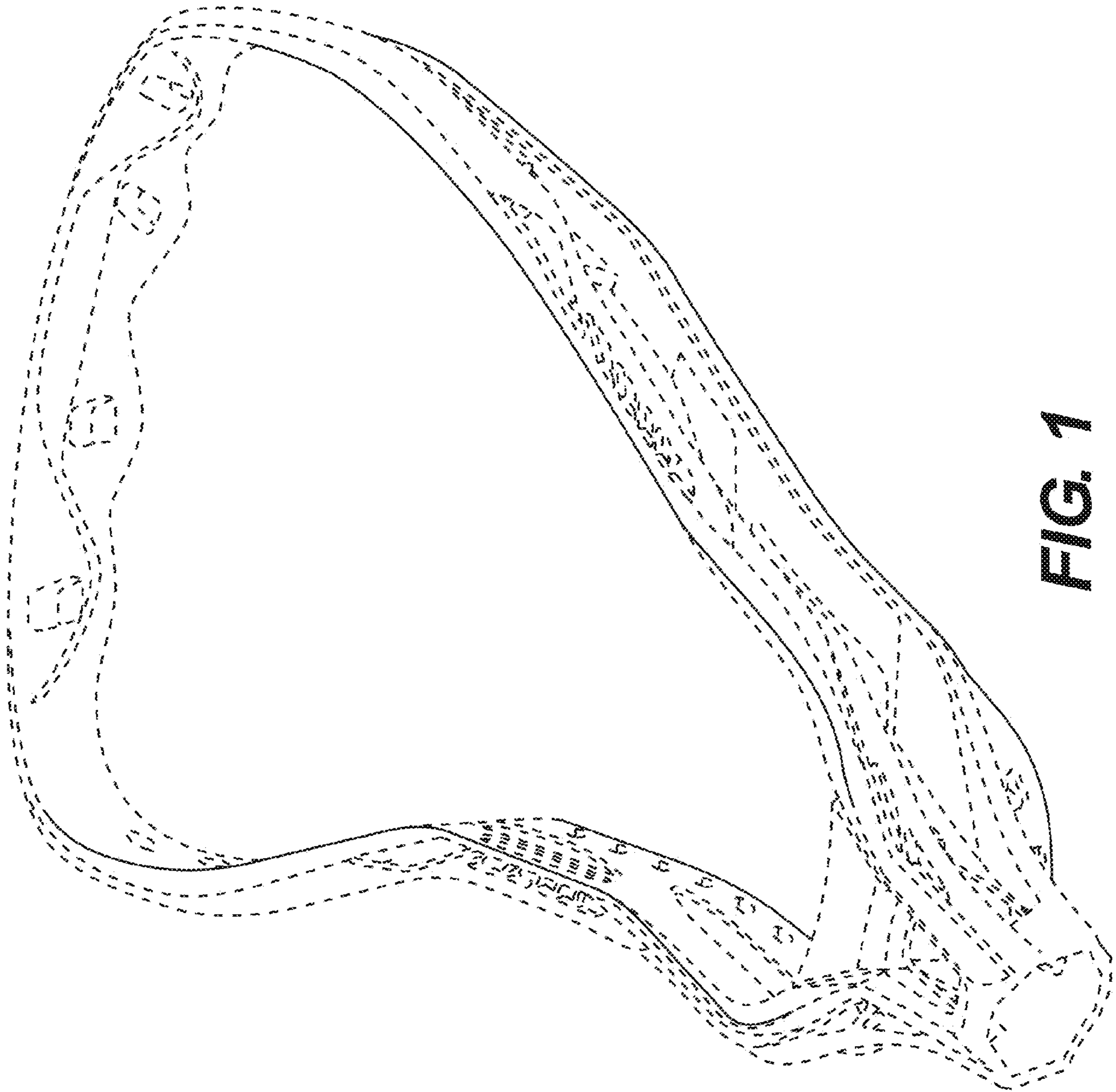


FIG. 1

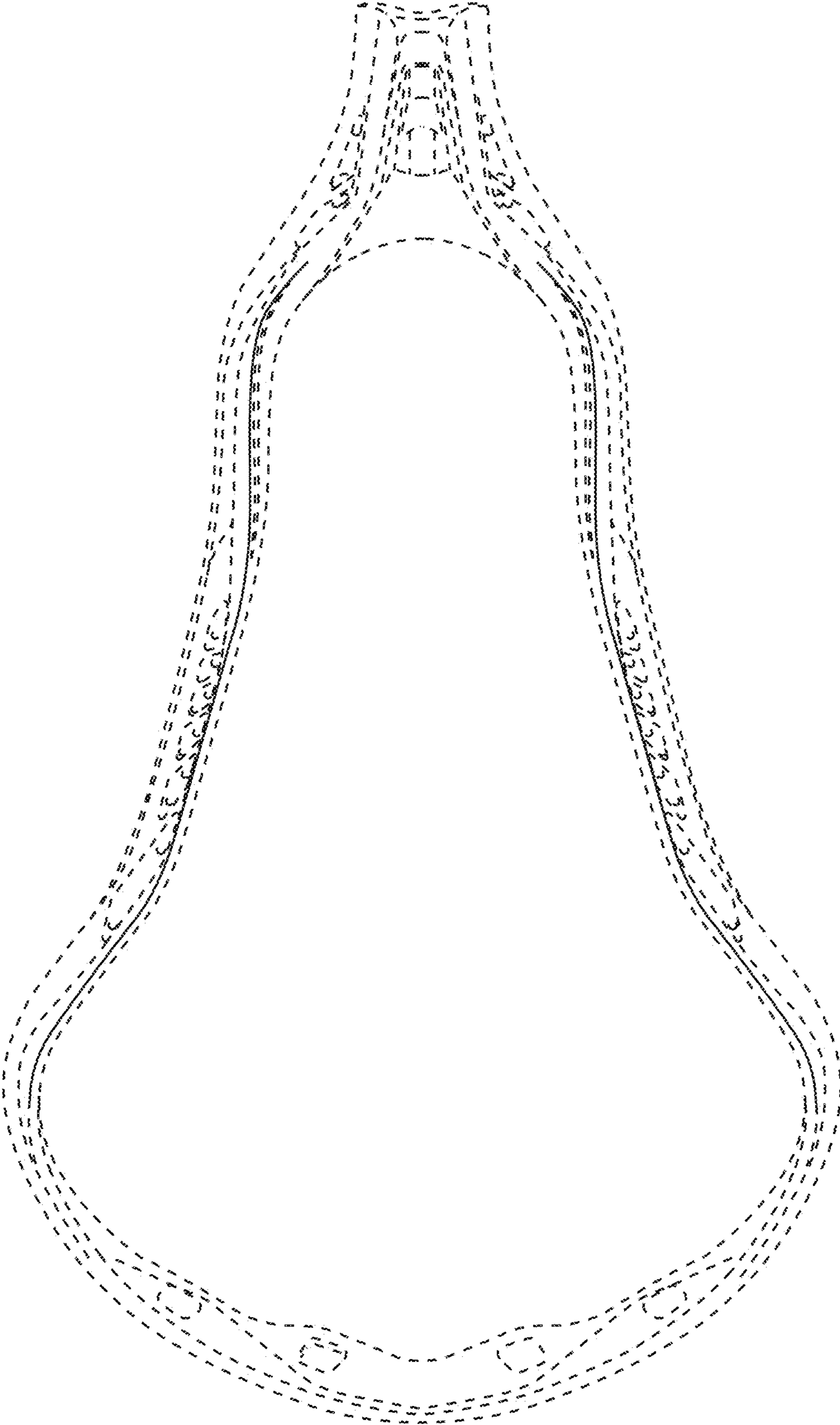


FIG. 2

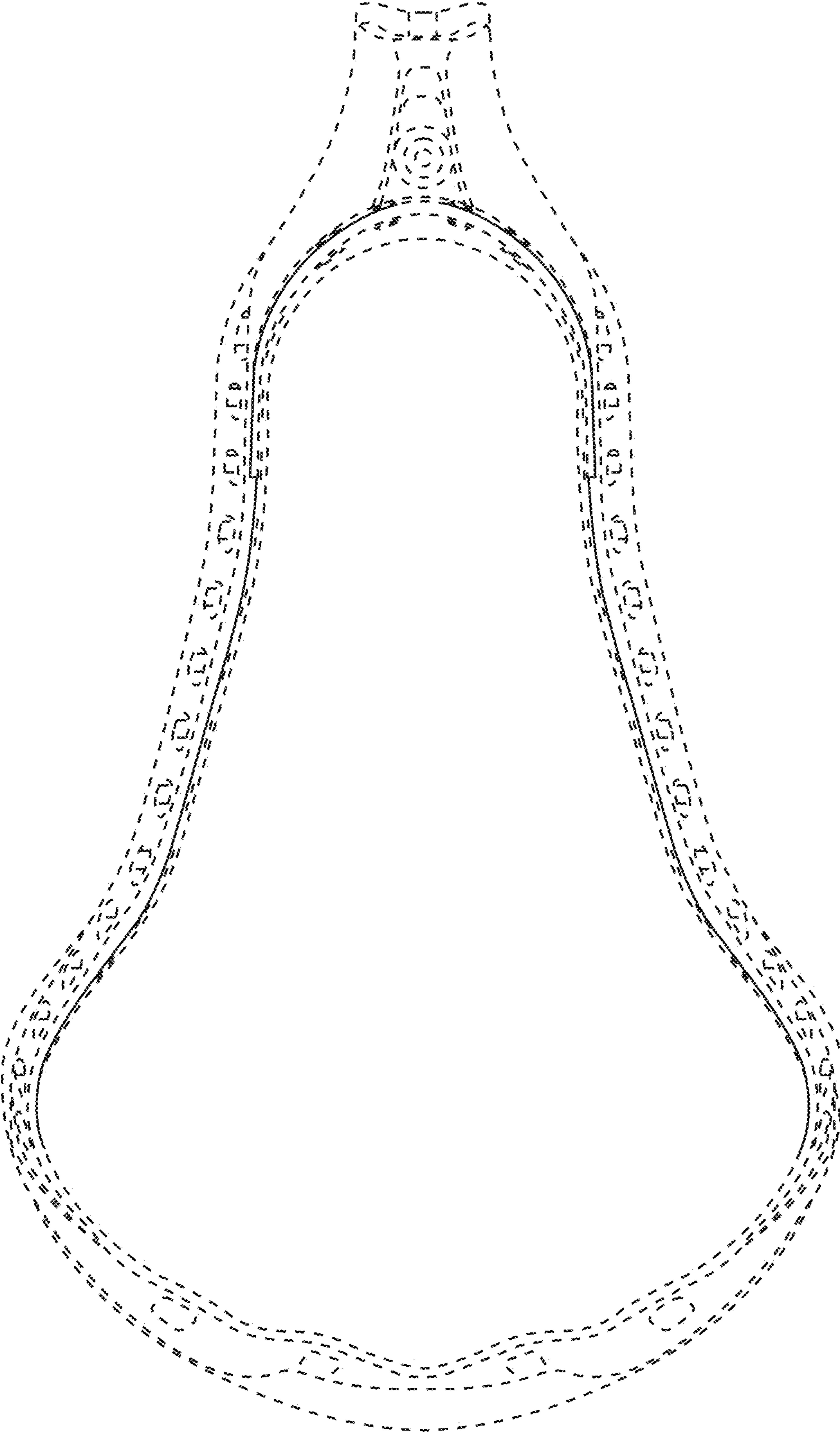


FIG. 3

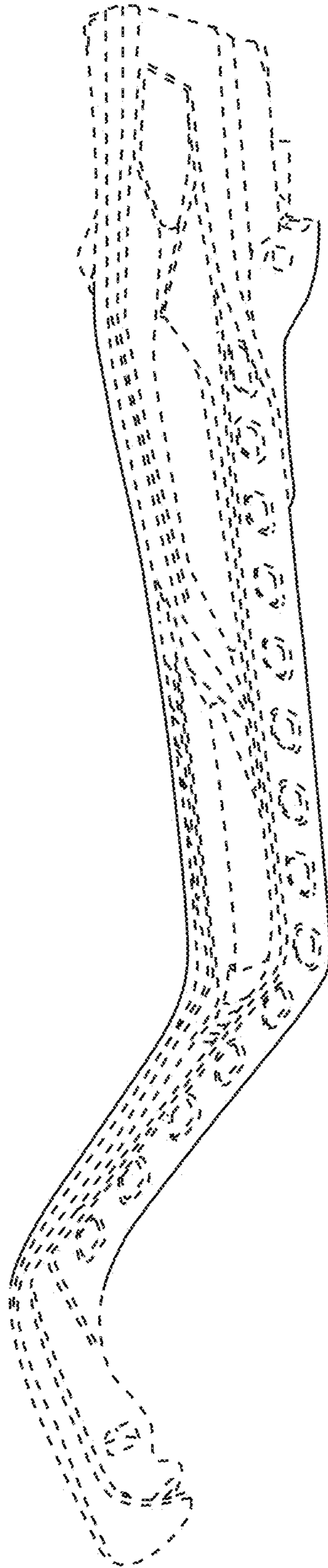


FIG. 4

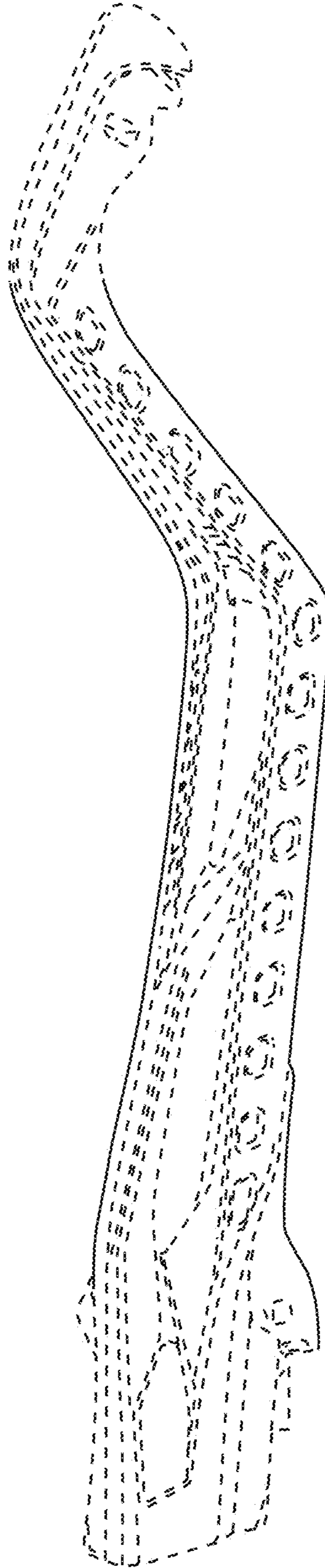


FIG. 5

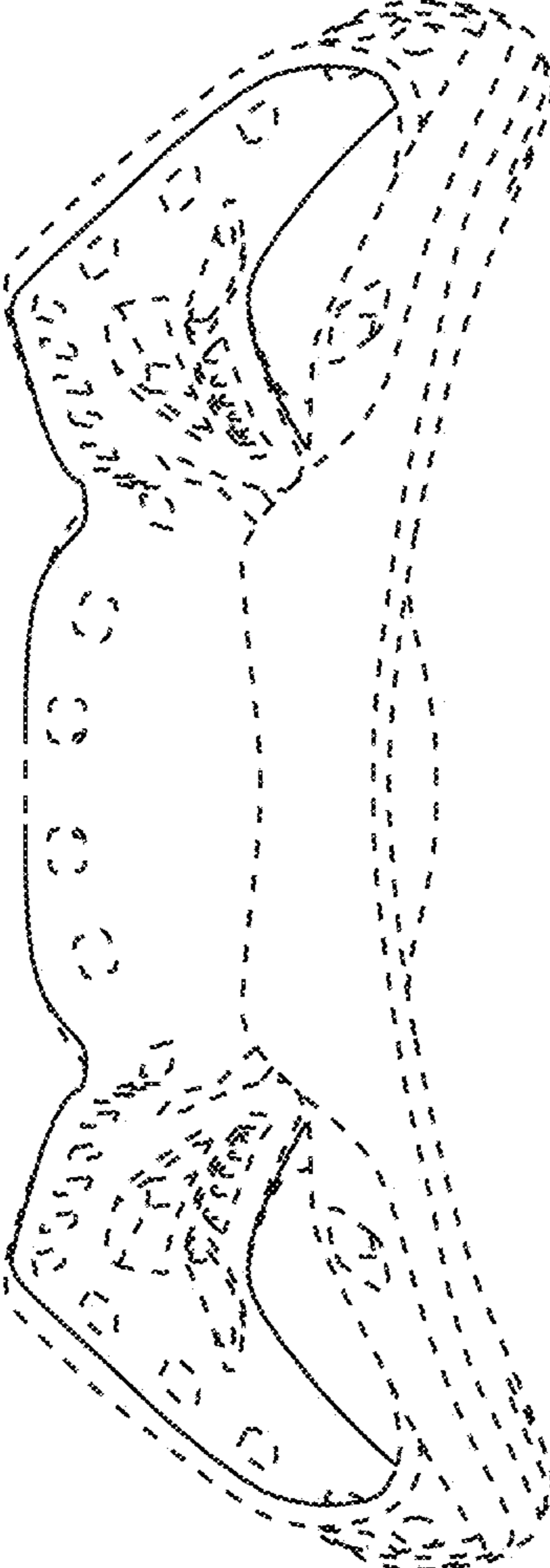


FIG. 6

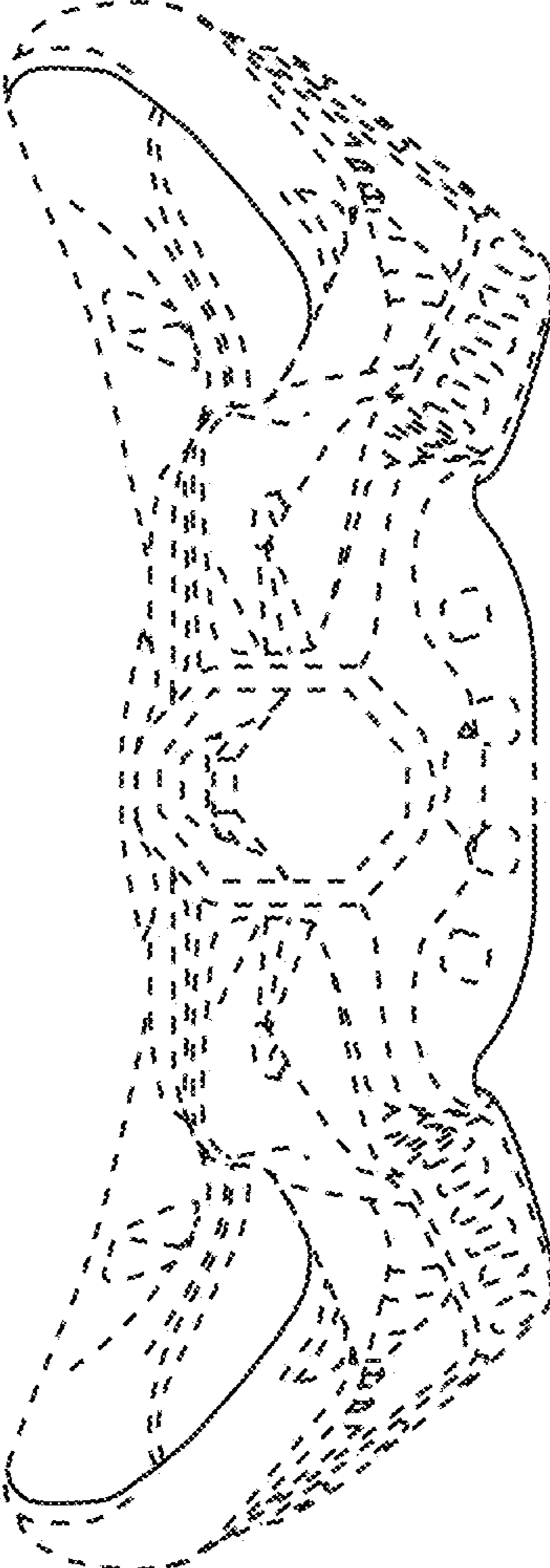


FIG. 7