



US00D870220S

(12) **United States Design Patent** (10) **Patent No.:** **US D870,220 S**
Pippitt et al. (45) **Date of Patent:** **** Dec. 17, 2019**

(54) **BATTING TEE ADAPTER** 6,290,617 B1 * 9/2001 Cole A63B 57/207
473/408
(71) Applicant: **Launch Angle Tee, Inc.**, Durham, NC D451,566 S 12/2001 De Chenne
(US) D566,801 S 4/2008 Grant
D620,542 S * 7/2010 Sheffield D21/796
(72) Inventors: **Charles James Pippitt**, Durham, NC D633,583 S 3/2011 Guevara
(US); **William Brent Wright**, Raleigh, D638,079 S 5/2011 Cheng
NC (US) 2003/0032505 A1 * 2/2003 Christensen A63B 57/50
473/408
(73) Assignee: **Launch Angle Tee, Inc.**, Durham, NC 2005/0266936 A1 * 12/2005 Gutierrez A63B 69/0002
(US) 473/417
(Continued)

(**) Term: **15 Years**

FOREIGN PATENT DOCUMENTS

(21) Appl. No.: **29/628,170**
(22) Filed: **Dec. 1, 2017**
(51) **LOC (12) Cl.** **21-02**
(52) **U.S. Cl.**
USPC **D21/717**
(58) **Field of Classification Search**
USPC D21/715-719, 788-791, 793, 796, 721,
D21/736, 739, 742-746, 759; 473/387,
473/398, 417, 420, 422, 451, 286, 503,
473/517
CPC A63B 69/0073; A63B 69/0075; A63B
2069/0008; A63B 57/00-40; A63B 47/00;
A63B 47/008; A63B 47/02
See application file for complete search history.

DE 29914319 U1 * 12/1999 A63B 57/00
WO WO-2004022167 A2 * 3/2004 A63B 57/10

Primary Examiner — Catherine A Tuttle
(74) *Attorney, Agent, or Firm* — United IP Counselors,
LLC

(57) **CLAIM**

The ornamental design for a batting tee adapter, as shown and described.

DESCRIPTION

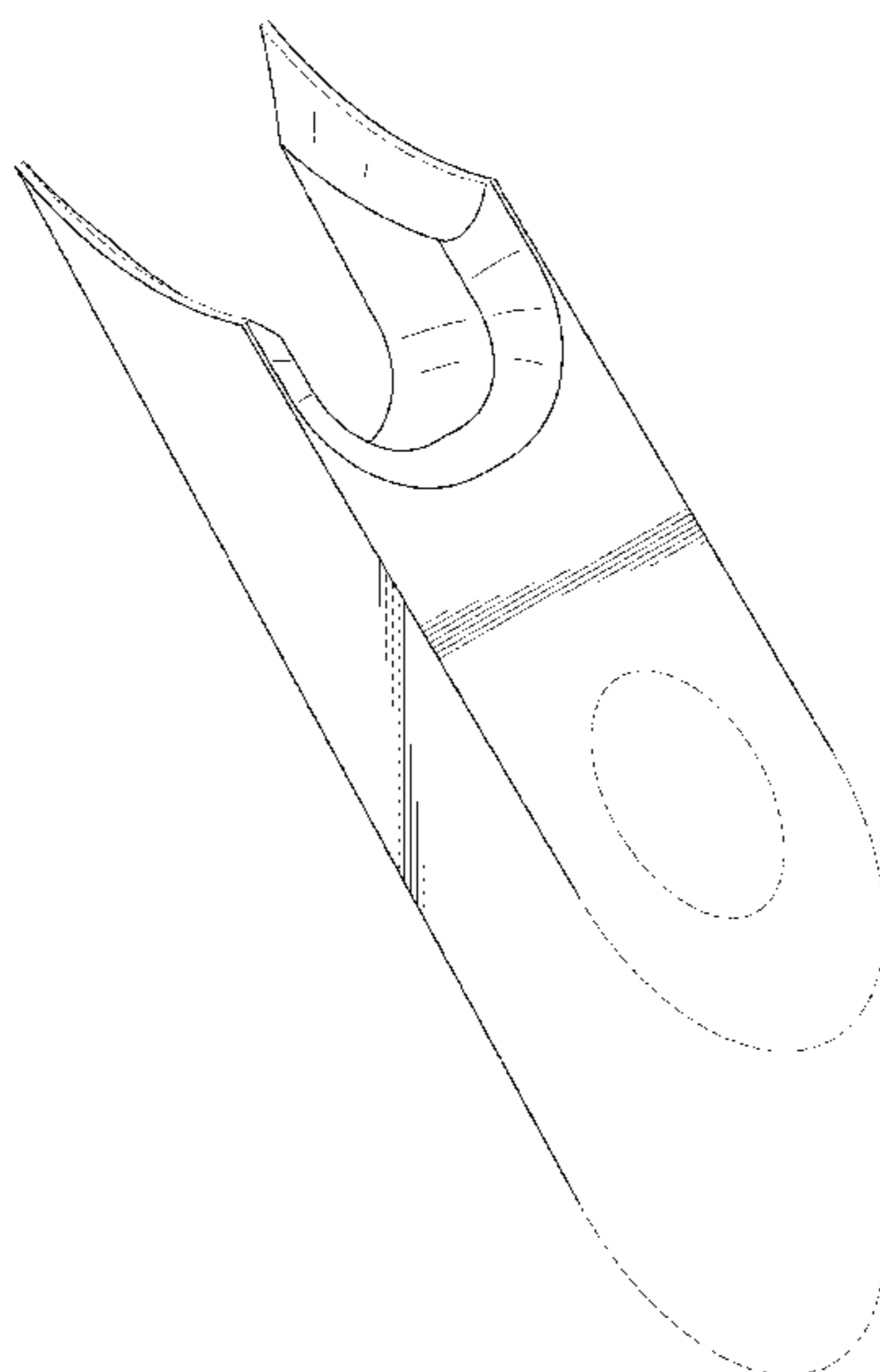
FIG. 1 is a perspective view of a batting tee adapter showing our new design.
FIG. 2 is a front elevation view thereof.
FIG. 3 is a rear elevation view thereof.
FIG. 4 is a right side elevation view thereof; the left side elevation view being a mirror image thereof.
FIG. 5 is a top plan view thereof.
FIG. 6 is a bottom plan view thereof; and,
FIG. 7 is a front elevation view thereof including environmental structure.
The broken lines represent portions of the batting tee adapter and environmental structure that form no part of the claimed design.

(56) **References Cited**

U.S. PATENT DOCUMENTS

2,659,604 A * 11/1953 McGowen A63B 69/0075
473/420
D210,837 S * 4/1968 Warner D21/718
4,364,563 A * 12/1982 Stafford A63B 69/0075
273/DIG. 4
D373,806 S 9/1996 Bunnell
5,662,241 A * 9/1997 Sorensen B65D 23/001
220/630
6,234,916 B1 * 5/2001 Carusillo A63B 55/10
473/286

1 Claim, 5 Drawing Sheets



(56)

References Cited

U.S. PATENT DOCUMENTS

2007/0123370 A1* 5/2007 Goucher A63B 69/0002
473/451
2009/0227396 A1* 9/2009 Bronson A63B 24/0021
473/407
2010/0216576 A1* 8/2010 Sanders A63B 57/16
473/387
2010/0248865 A1* 9/2010 Otsubo A63B 57/50
473/408
2011/0224029 A1* 9/2011 Day A63B 69/0002
473/453

* cited by examiner

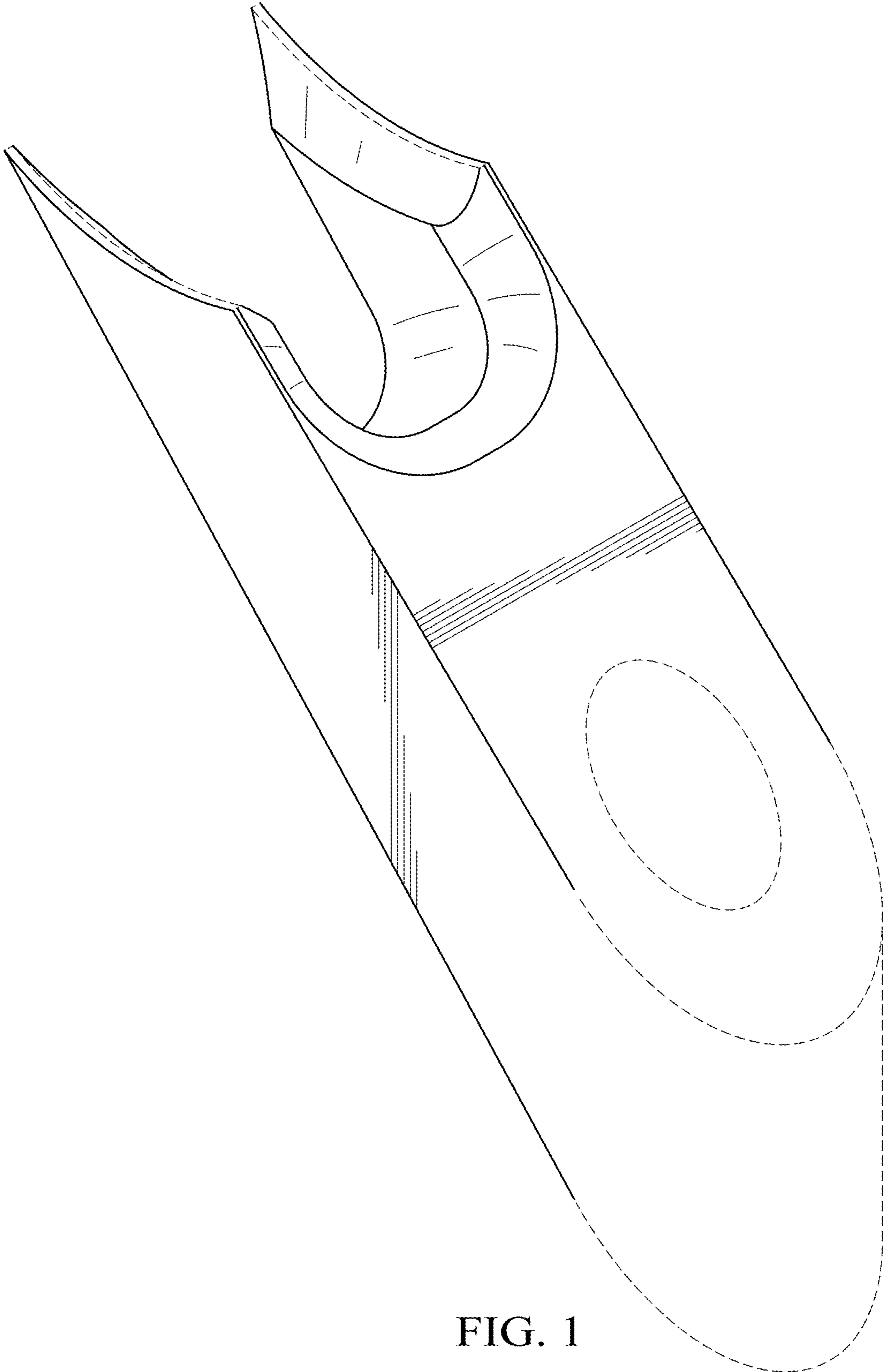


FIG. 1

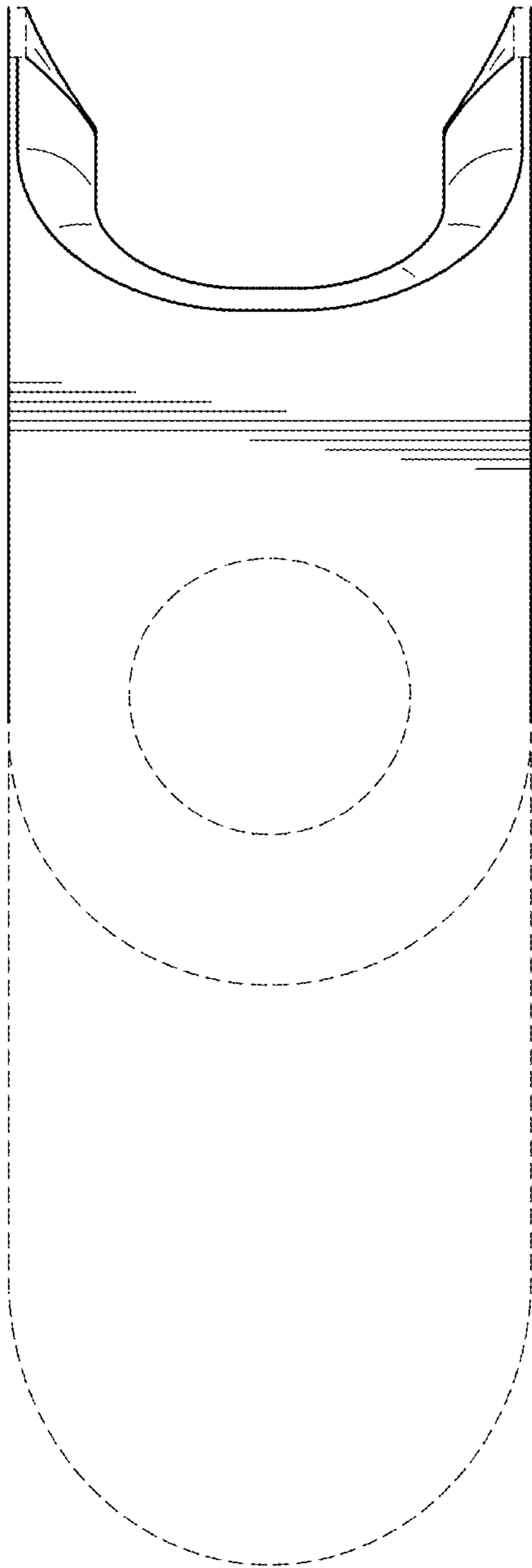


FIG. 2



FIG. 3

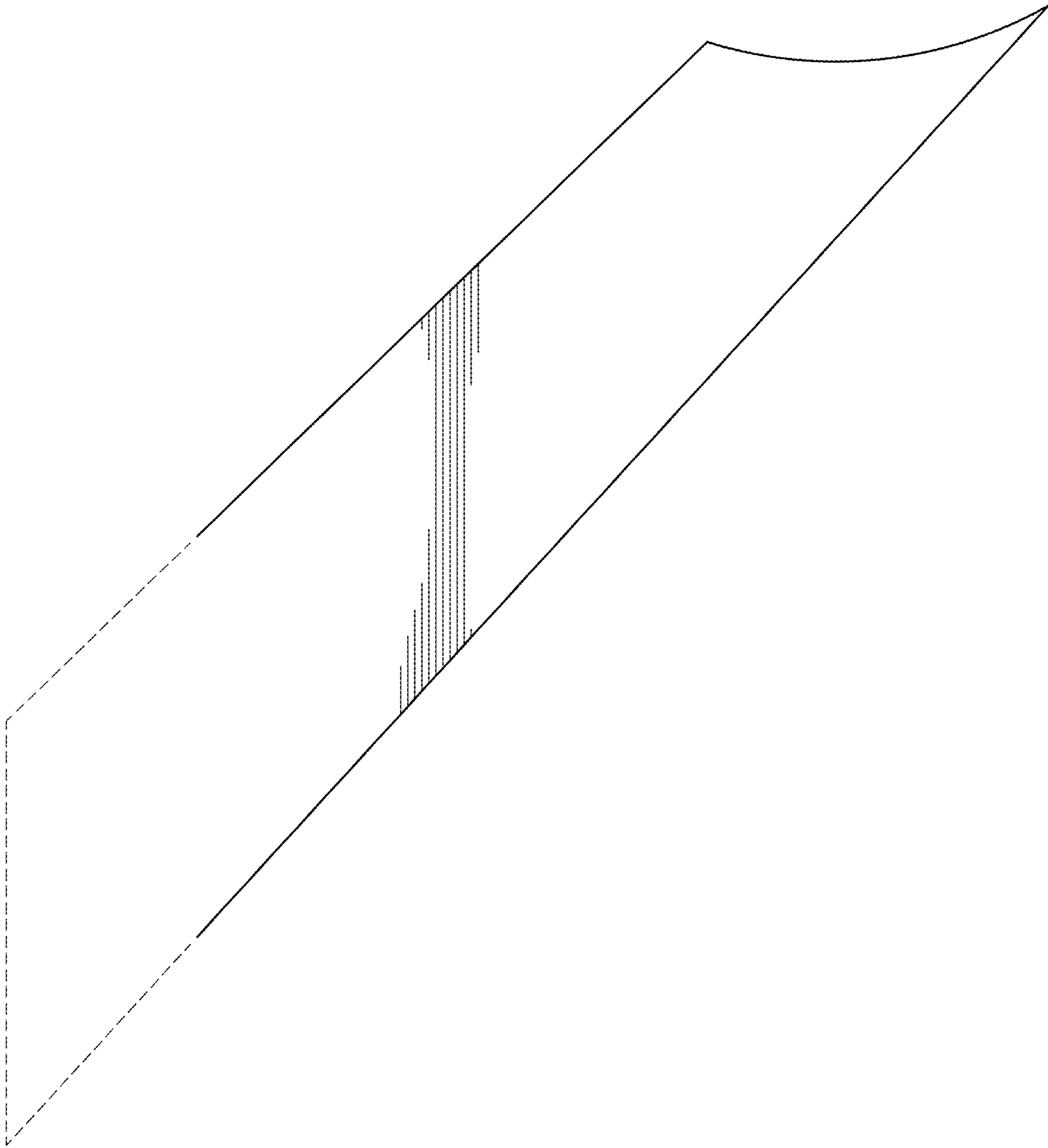


FIG. 4

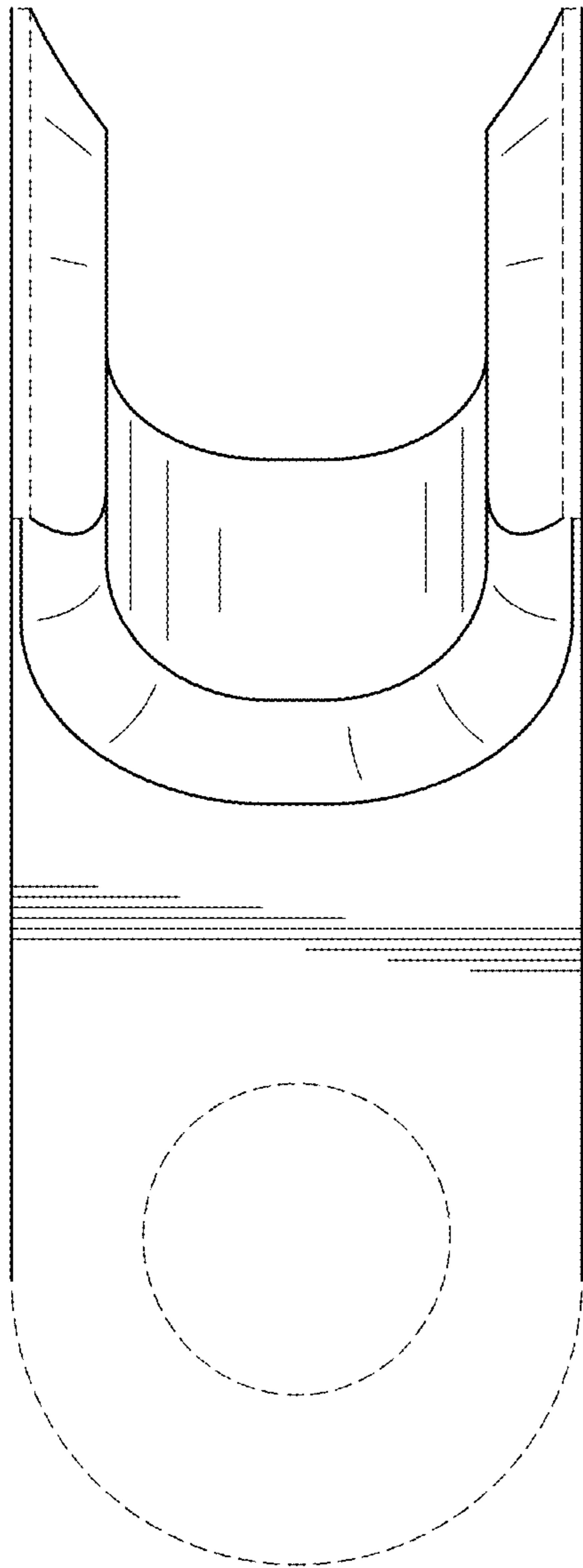


FIG. 5




FIG. 6

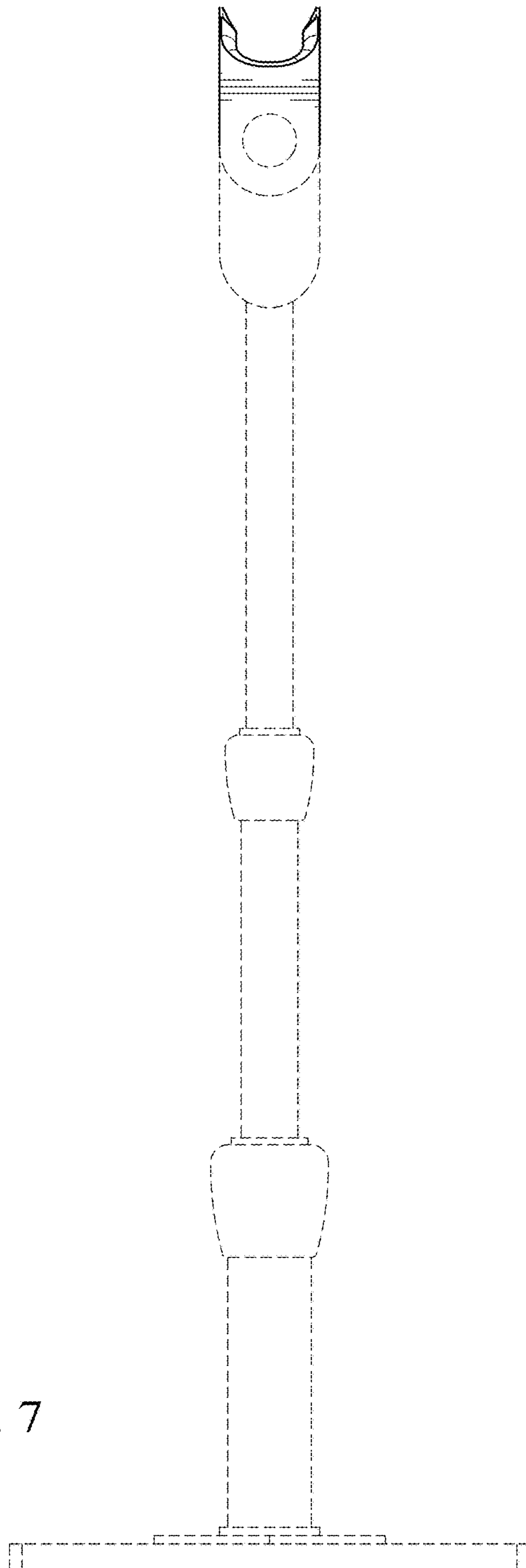


FIG. 7