



US00D870218S

(12) **United States Design Patent**
Sudell

(10) **Patent No.:** **US D870,218 S**
(45) **Date of Patent:** **** Dec. 17, 2019**

(54) **PHYSICAL FITNESS DEVICE**

(71) Applicant: **THE NECK HAMMOCK, INC.**,
Wilmington, DE (US)

(72) Inventor: **Steven Sudell**, Santa Monica, CA (US)

(**) Term: **15 Years**

(21) Appl. No.: **29/691,523**

(22) Filed: **May 16, 2019**

(51) **LOC (12) Cl.** **21-02**

(52) **U.S. Cl.**
USPC **D21/692**

(58) **Field of Classification Search**
USPC D21/671, 787, 798, 826, 694, 692, 691,
D21/690, 688, 687, 686, 684, 679, 673,
(Continued)

(56) **References Cited**

U.S. PATENT DOCUMENTS

1,885,473 A * 11/1932 Louis A63B 21/0004
482/129
1,945,134 A 1/1934 Brunk
(Continued)

Primary Examiner — Ryan Harvey

(74) *Attorney, Agent, or Firm* — Workman Nydegger

(57) **CLAIM**

The ornamental design for a physical fitness device, as shown and described.

DESCRIPTION

FIG. 1 illustrates a top, left perspective view of the physical fitness device incorporating a first embodiment of the new design;
FIG. 2 illustrates a front elevation view thereof;
FIG. 3 illustrates a rear elevation view thereof;
FIG. 4 illustrates a top plan view thereof;
FIG. 5 illustrates a bottom plan view thereof;

FIG. 6 illustrates a left side elevation view thereof;
FIG. 7 illustrates a right side elevation view thereof;
FIG. 8 illustrates a top, left perspective view of the physical fitness device incorporating an alternative embodiment of the new design;
FIG. 9 illustrates a front elevation view thereof;
FIG. 10 illustrates a rear elevation view thereof;
FIG. 11 illustrates a top plan view thereof;
FIG. 12 illustrates a bottom plan view thereof;
FIG. 13 illustrates a left side elevation view thereof;
FIG. 14 illustrates a right side elevation view thereof;
FIG. 15 illustrates a top, left perspective view of the physical fitness device incorporating another alternative embodiment of the new design;
FIG. 16 illustrates a front elevation view thereof;
FIG. 17 illustrates a rear elevation view thereof;
FIG. 18 illustrates a top plan view thereof;
FIG. 19 illustrates a bottom plan view thereof;
FIG. 20 illustrates a left side elevation view thereof;
FIG. 21 illustrates a right side elevation view thereof;
FIG. 22 illustrates a top, left perspective view of the physical fitness device incorporating yet another alternative embodiment of the new design;
FIG. 23 illustrates a front elevation view thereof;
FIG. 24 illustrates a rear elevation view thereof;
FIG. 25 illustrates a top plan view thereof;
FIG. 26 illustrates a bottom plan view thereof;
FIG. 27 illustrates a left side elevation view thereof;
FIG. 28 illustrates a right side elevation view thereof;
FIG. 29 illustrates a top, left perspective view of the physical fitness device incorporating still yet another alternative embodiment of the new design;
FIG. 30 illustrates a front elevation view thereof;
FIG. 31 illustrates a rear elevation view thereof;
FIG. 32 illustrates a top plan view thereof;
FIG. 33 illustrates a bottom plan view thereof;
FIG. 34 illustrates a left side elevation view thereof;
FIG. 35 illustrates a right side elevation view thereof;
FIG. 36 illustrates a top, left perspective view of an exemplary use of the physical fitness device illustrated in FIGS. 29-35;
FIG. 37 illustrates a top, left perspective view of the physical fitness device incorporating an additional embodiment of the new design;

(Continued)

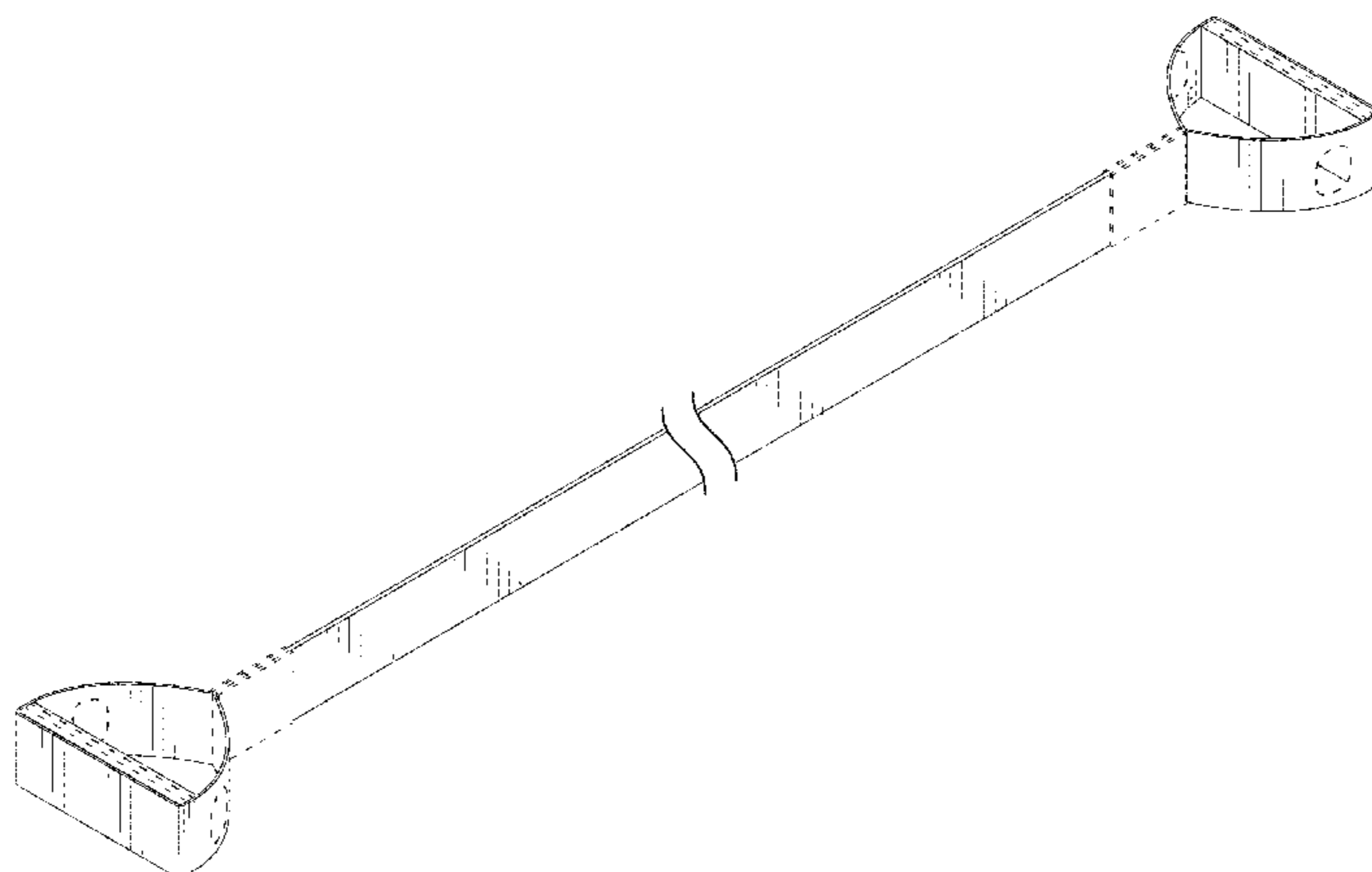


FIG. 38 illustrates a front elevation view thereof;
 FIG. 39 illustrates a rear elevation view thereof;
 FIG. 40 illustrates a top plan view thereof;
 FIG. 41 illustrates a bottom plan view thereof;
 FIG. 42 illustrates a left side elevation view thereof;
 FIG. 43 illustrates a right side elevation view thereof; and,
 FIG. 44 illustrates a top, left perspective view of an exemplary use of the physical fitness device illustrated in FIGS. 38-43.

The broken lines depict portions of the physical fitness device that form no part of the claim. Further, the appearance of any portion of the article between the illustrated break lines forms no part of the claim.

The broken lines showing of a human figure in FIGS. 36 and 44 are for the purpose of illustrating environment and form no part of the claim.

1 Claim, 20 Drawing Sheets

(58) **Field of Classification Search**

USPC D21/662; 482/91, 8, 44, 24, 140, 139, 482/131, 130, 129, 128, 127, 126, 125, 482/124, 123, 122, 121, 115, 112, 103, 482/87, 90, 83, 138; 473/428, 426, 483; 368/10; 135/40

CPC A63B 21/0552; A63B 21/0557; A63B 21/00069; A63B 21/4035; A63B 21/0442; A63B 2208/0204; A63B 21/4043

See application file for complete search history.

(56) **References Cited**

U.S. PATENT DOCUMENTS

3,324,851 A * 6/1967 Posner A61F 5/3723
 128/878
 3,912,266 A * 10/1975 Gury A63B 21/0004
 482/125
 4,023,808 A * 5/1977 Hebert A63B 21/0004
 482/126
 4,121,827 A * 10/1978 Weider A63B 21/0004
 482/125
 4,570,929 A * 2/1986 Shoemaker A63B 21/0004
 112/413
 4,606,539 A * 8/1986 Farnham A63B 21/0023
 482/148
 4,852,874 A * 8/1989 Sleichter, III A63B 21/0004
 482/122
 4,969,644 A * 11/1990 Hlaing A63B 21/0004
 482/126

D328,320 S 7/1992 Hliang
 D338,932 S * 8/1993 Pollock D21/687
 5,295,949 A * 3/1994 Hathaway A61F 5/055
 482/10
 5,730,687 A * 3/1998 Ledany A63B 21/0004
 482/121
 5,860,896 A * 1/1999 Mann A61F 5/026
 482/121
 D432,384 S * 10/2000 Simons D21/662
 D437,623 S * 2/2001 Ormsby D21/662
 D438,577 S * 3/2001 Phillips D21/662
 D441,413 S * 5/2001 Cataldi, Jr. D21/662
 6,244,998 B1 6/2001 Hinds
 D509,065 S * 9/2005 Koenig D3/327
 7,217,227 B2 * 5/2007 Finn A63B 21/00181
 482/129
 D566,797 S * 4/2008 Yewdall D21/662
 D616,509 S * 5/2010 Perez D21/662
 D616,951 S 6/2010 Imamura
 D630,332 S * 1/2011 Richards D24/190
 7,931,572 B1 4/2011 Glauser et al.
 8,118,719 B1 * 2/2012 Stassi A63B 23/16
 482/124
 D657,008 S * 4/2012 Markovic D21/662
 8,430,799 B2 4/2013 Tussy
 8,771,155 B1 * 7/2014 Bell A63B 69/0059
 482/124
 D723,116 S * 2/2015 Gillespie D21/662
 D725,533 S * 3/2015 Riddiford D11/3
 9,205,299 B1 12/2015 Hall
 9,468,789 B2 10/2016 Williams
 9,468,836 B2 10/2016 Huang
 9,630,081 B2 * 4/2017 Gillespie A63B 71/0054
 9,849,325 B1 * 12/2017 Robinson A63B 21/00185
 D806,811 S * 1/2018 Best D21/692
 D812,763 S * 3/2018 Coles D24/190
 D813,307 S * 3/2018 Lei A44C 5/0015
 D19/75
 9,914,005 B2 * 3/2018 Zadman-Zeman
 A63B 21/0004
 D843,523 S * 3/2019 Young D21/692
 D852,908 S * 7/2019 Dennisur D21/692
 2008/0058180 A1 * 3/2008 Clarke A63B 21/0004
 482/126
 2010/0292054 A1 * 11/2010 Karpus A63B 21/0004
 482/122
 2014/0024508 A1 * 1/2014 Hinds A63B 21/02
 482/129
 2015/0141217 A1 * 5/2015 Young A63B 21/042
 482/126
 2015/0297940 A1 * 10/2015 Gavigan A63B 21/1645
 482/139
 2018/0239392 A1 * 8/2018 Jobin G06F 1/1607
 2018/0318630 A1 * 11/2018 Young A63B 21/0555

* cited by examiner

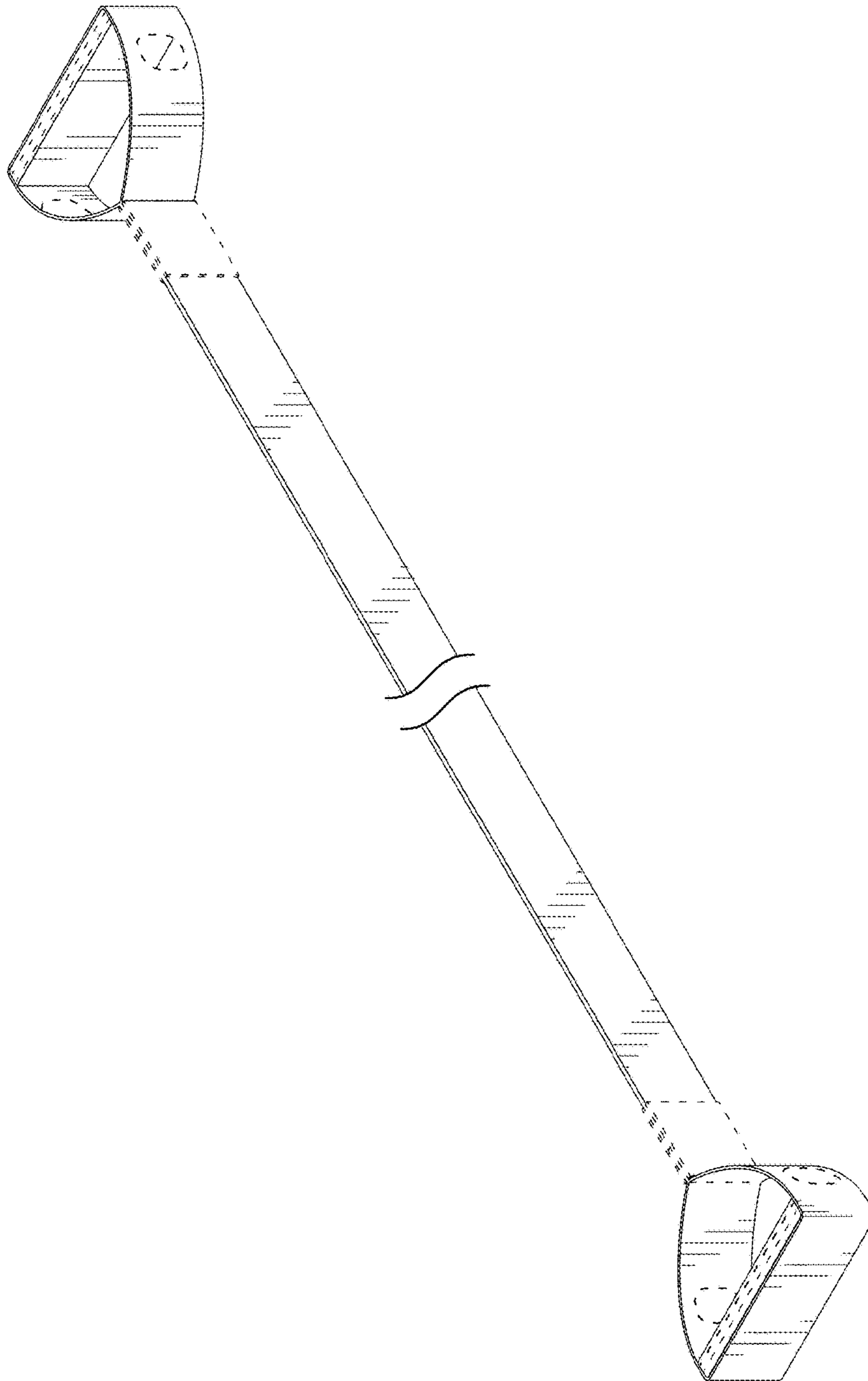


FIG. 1

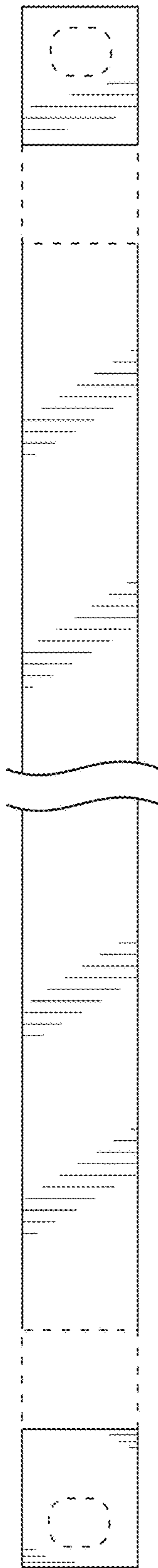


FIG. 2




FIG. 3

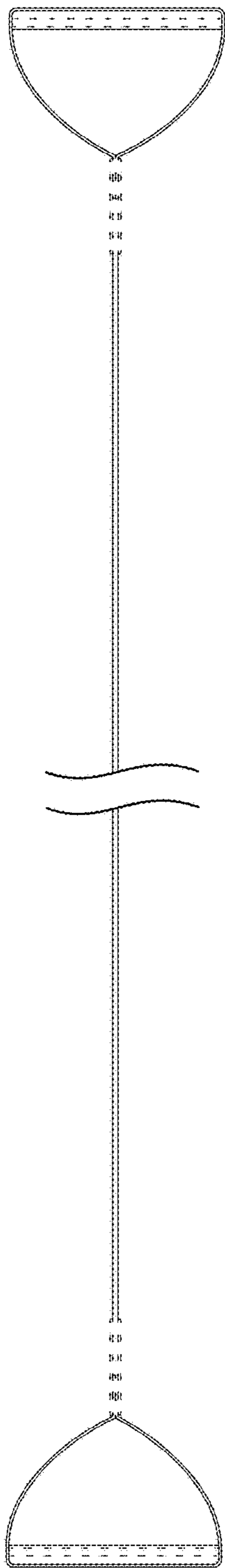


FIG. 4

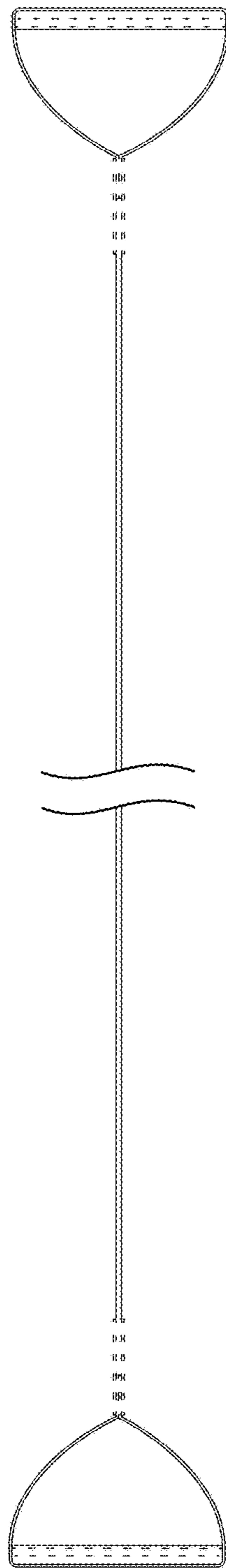


FIG. 5

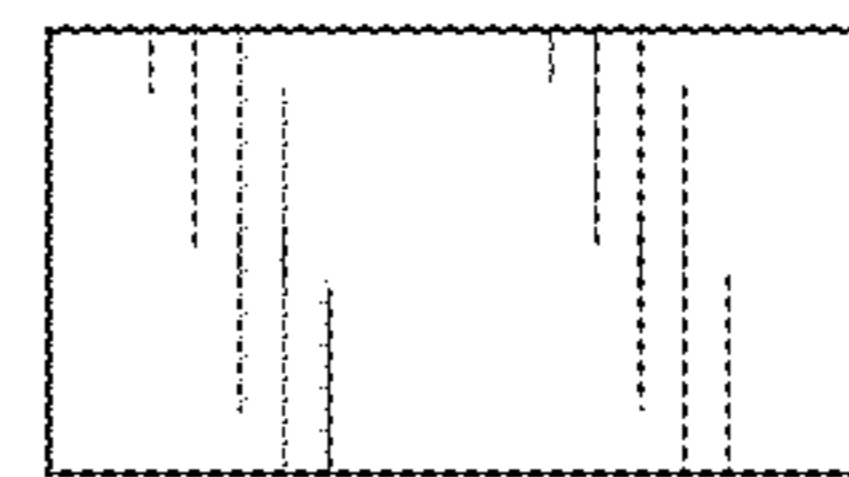


FIG. 6

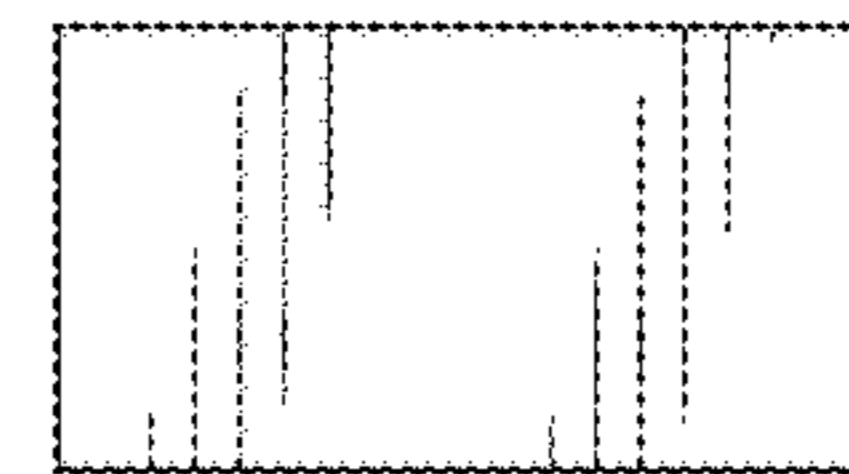


FIG. 7

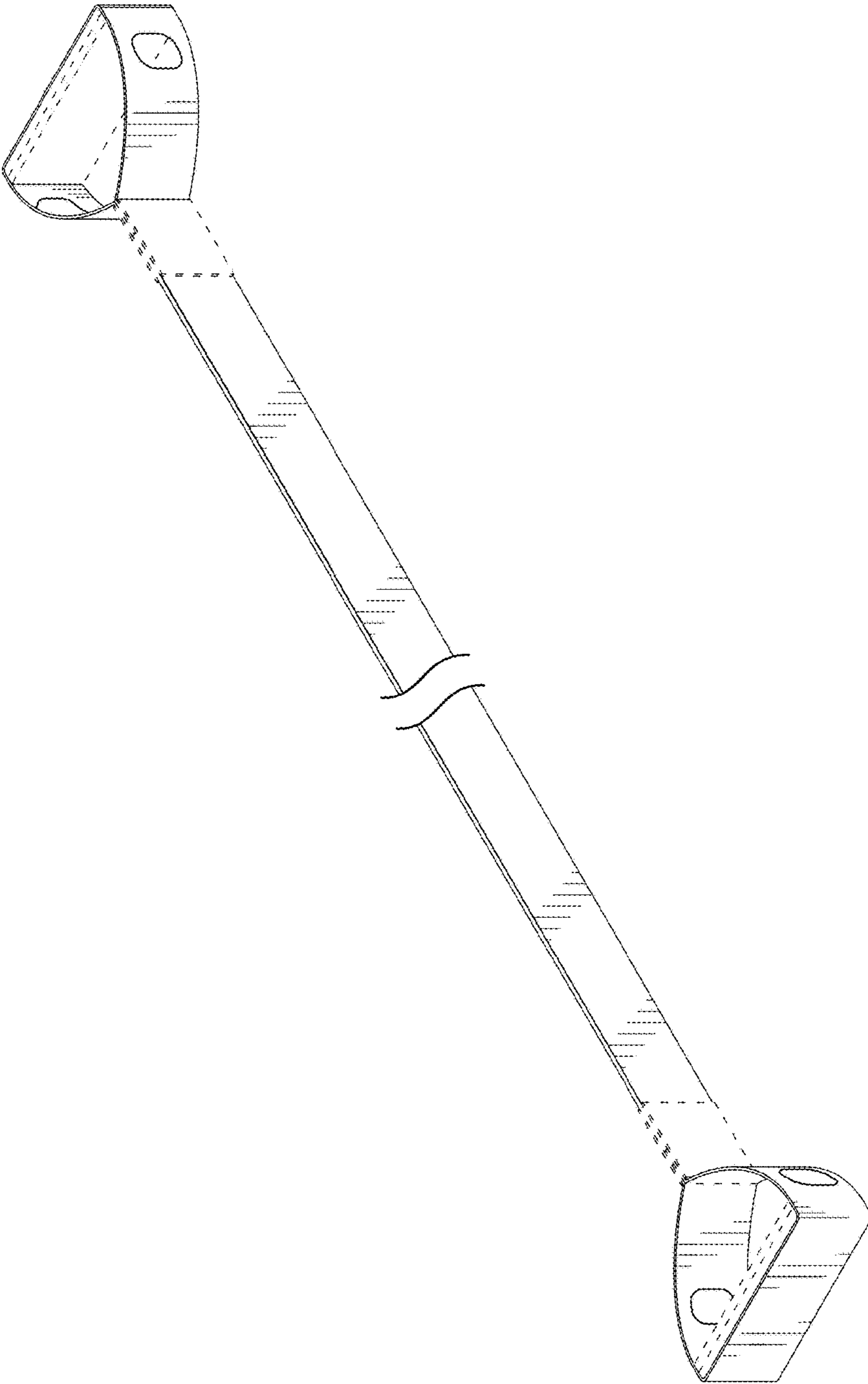


FIG. 8

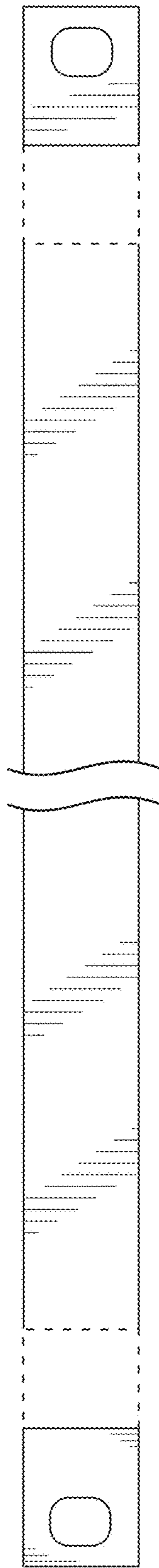


FIG. 9




FIG. 10

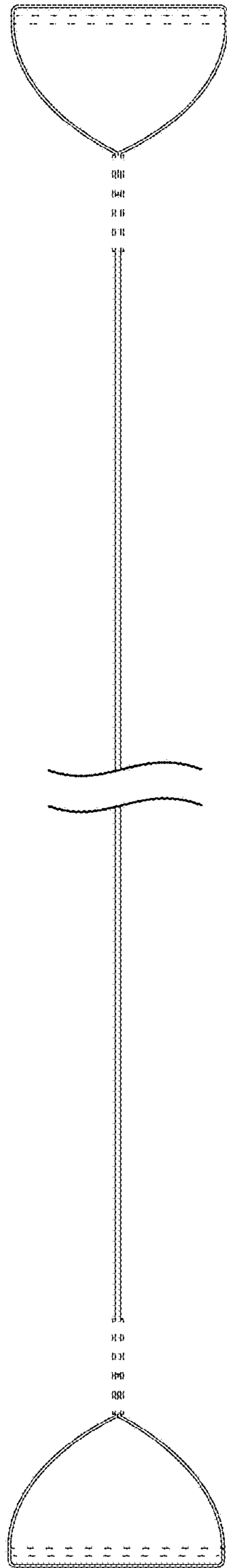


FIG. 11

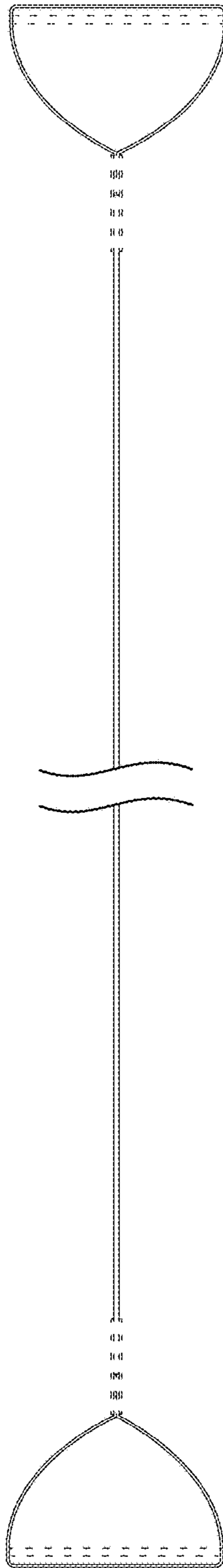


FIG. 12

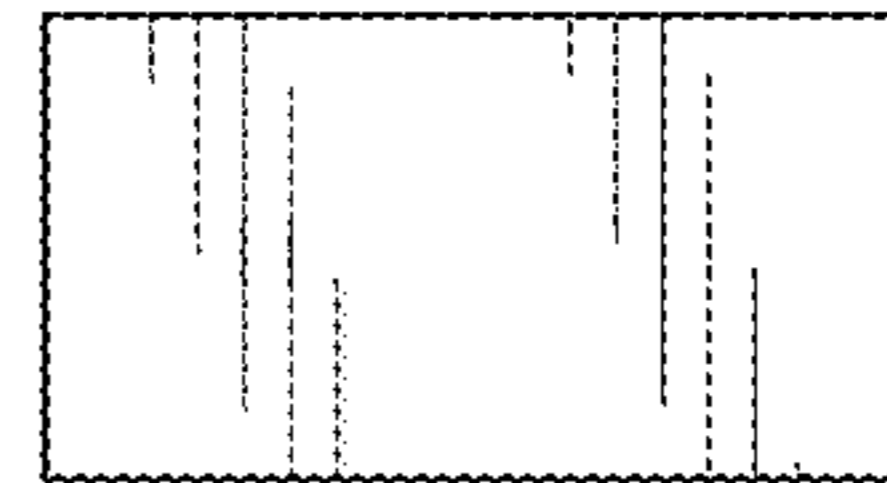


FIG. 13

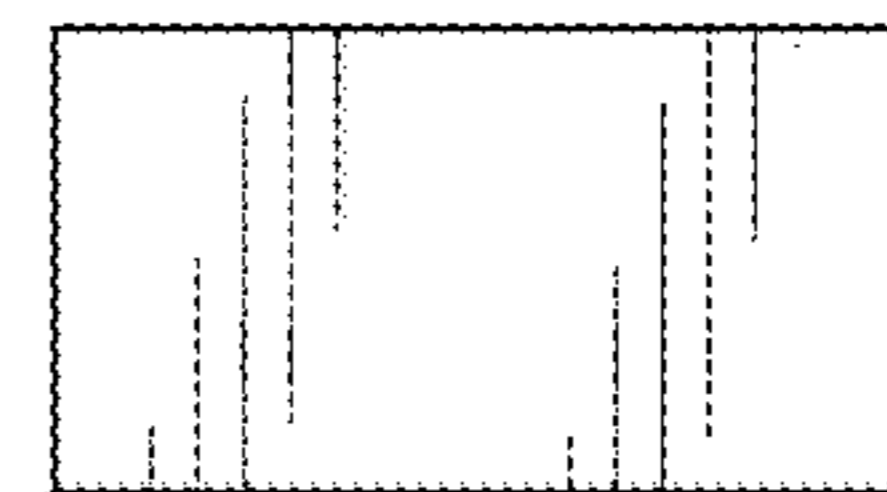


FIG. 14

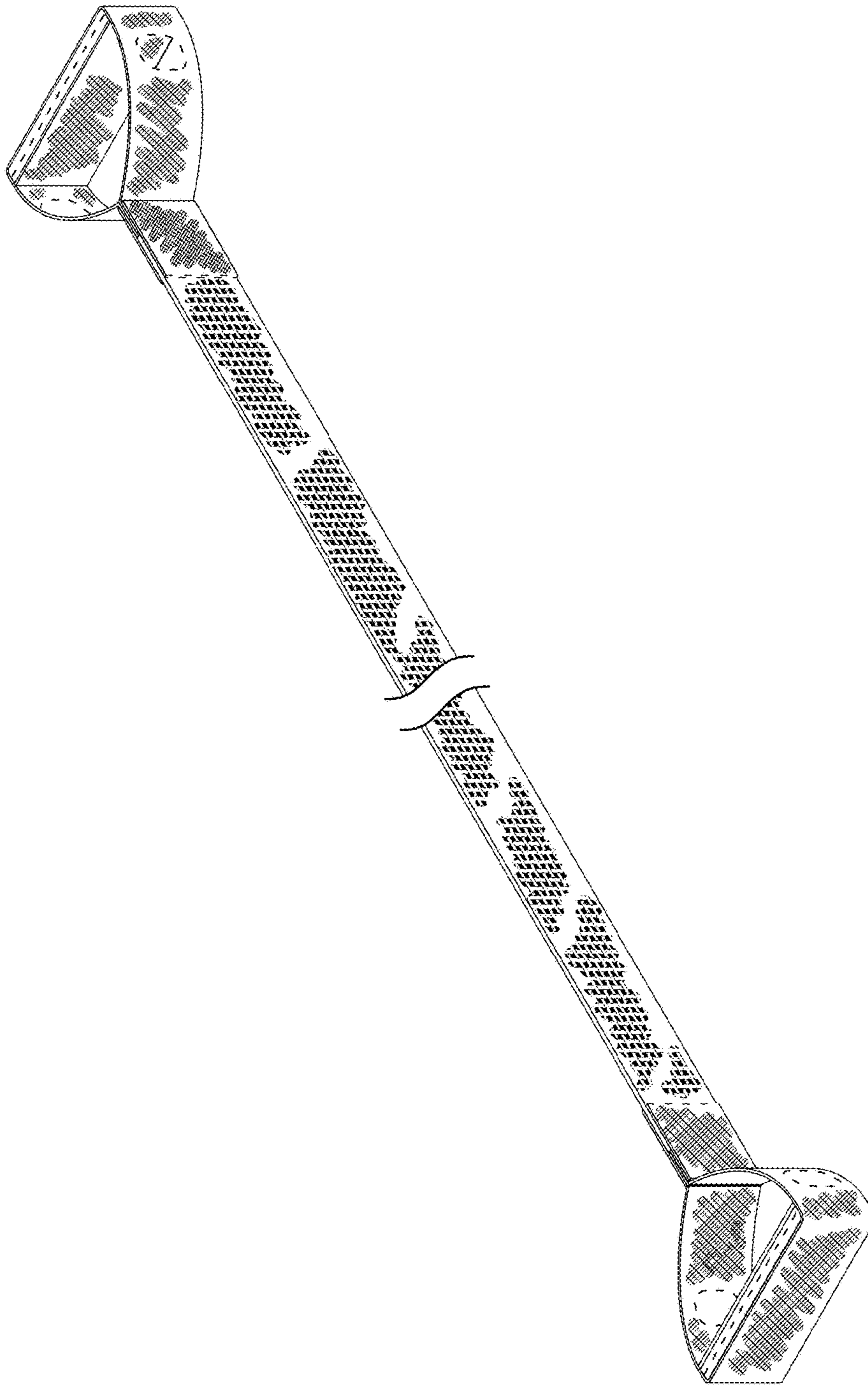


FIG. 15

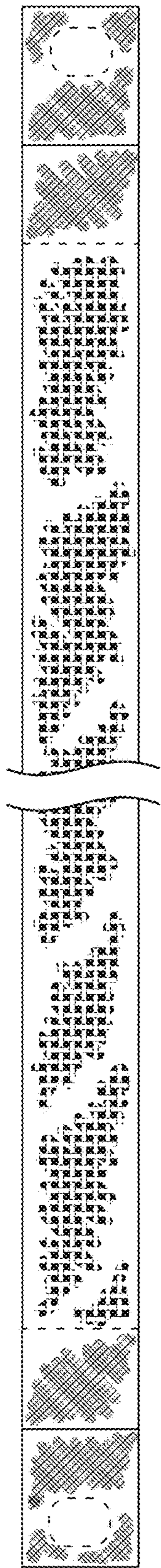


FIG. 16

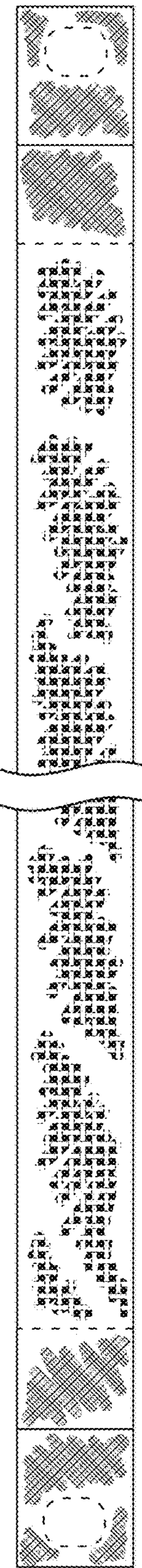


FIG. 17




FIG. 18

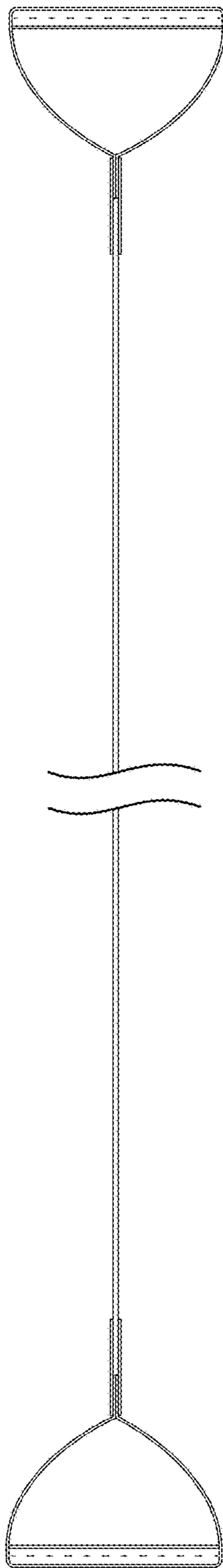


FIG. 19




FIG. 20




FIG. 21

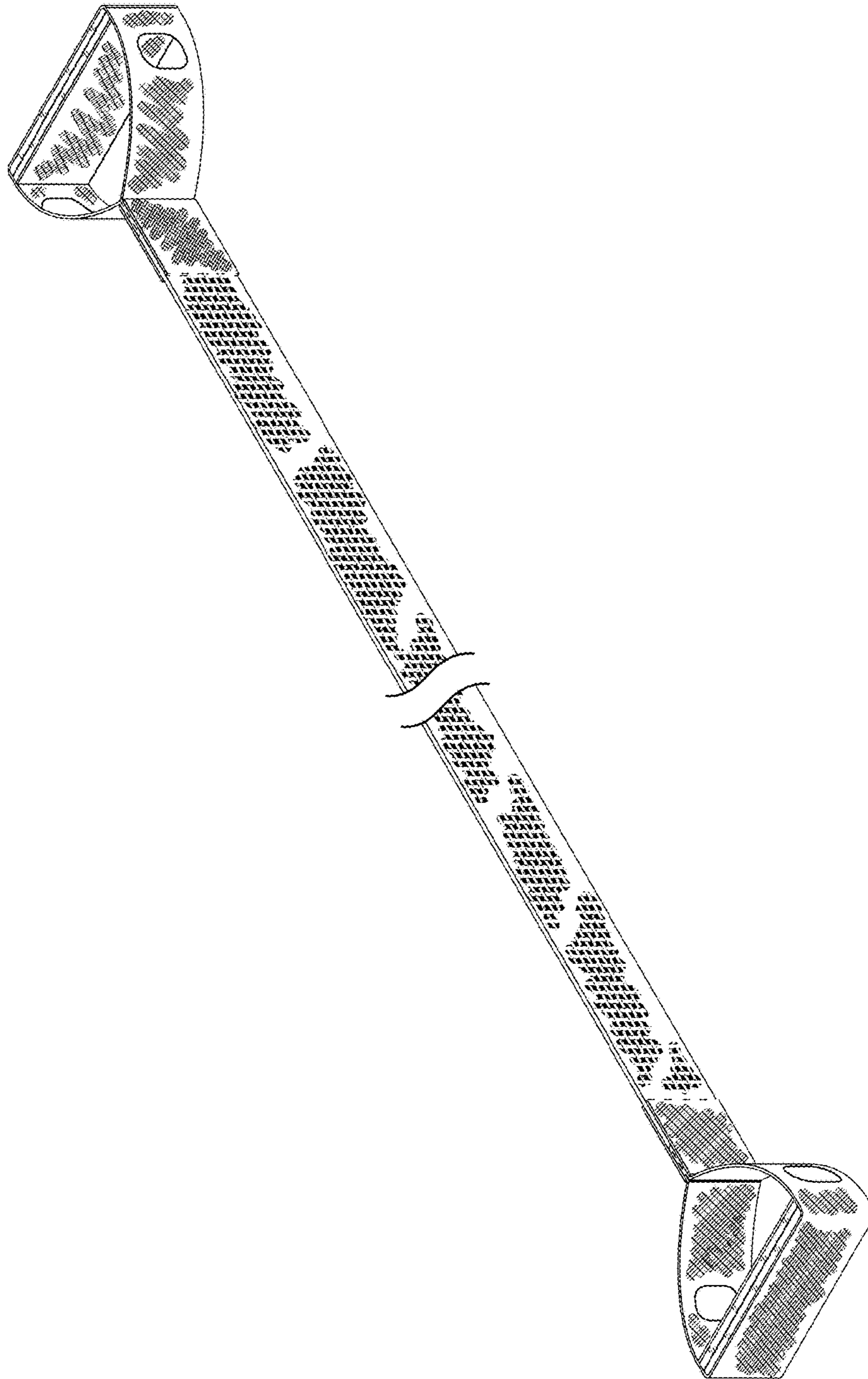


FIG. 22

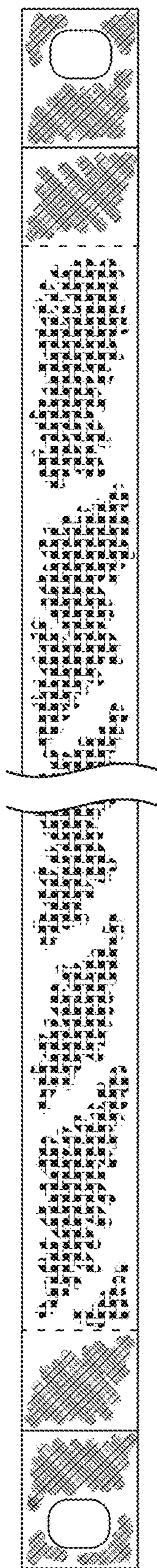


FIG. 23

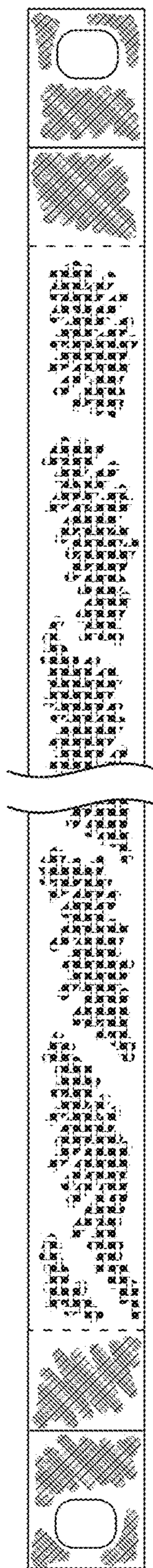


FIG. 24




FIG. 25

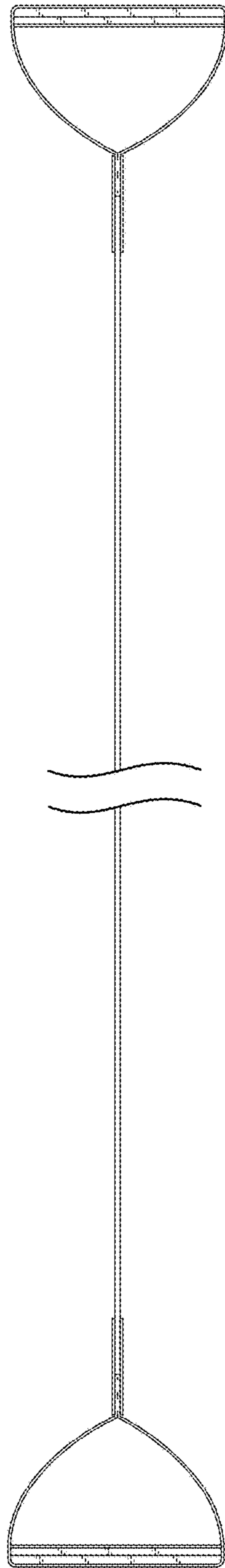


FIG. 26




FIG. 27




FIG. 28

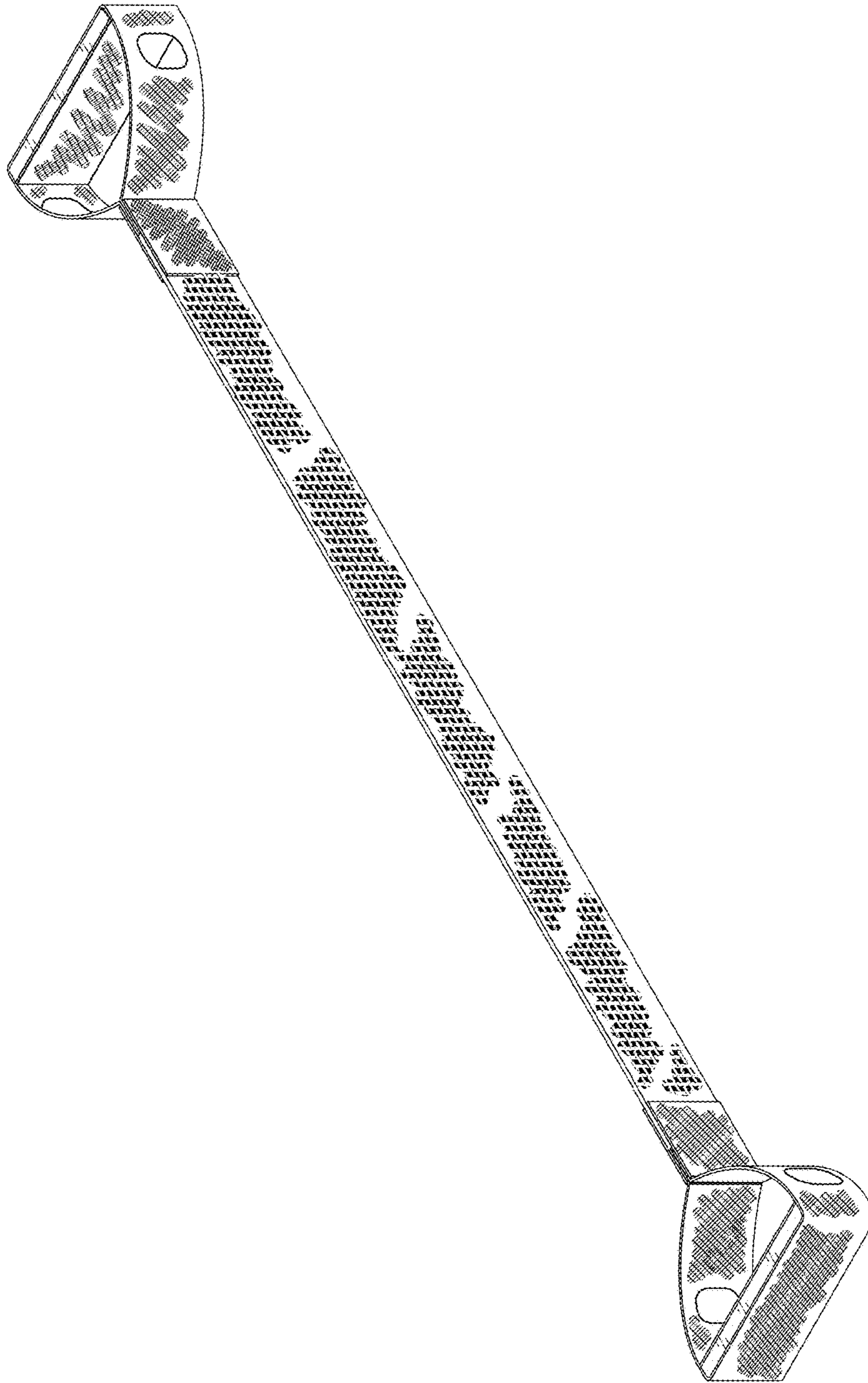


FIG. 29




FIG. 30




FIG. 31

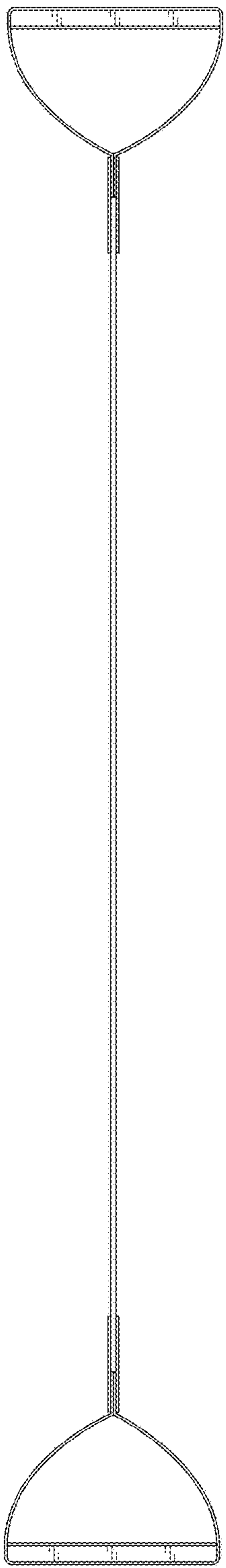


FIG. 32

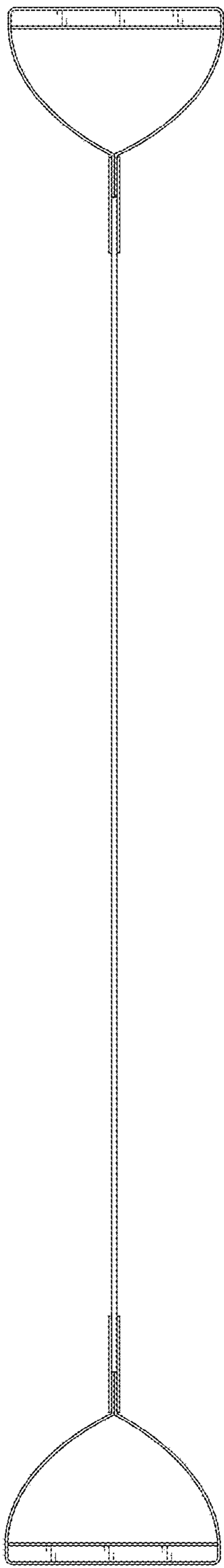


FIG. 33




FIG. 34




FIG. 35

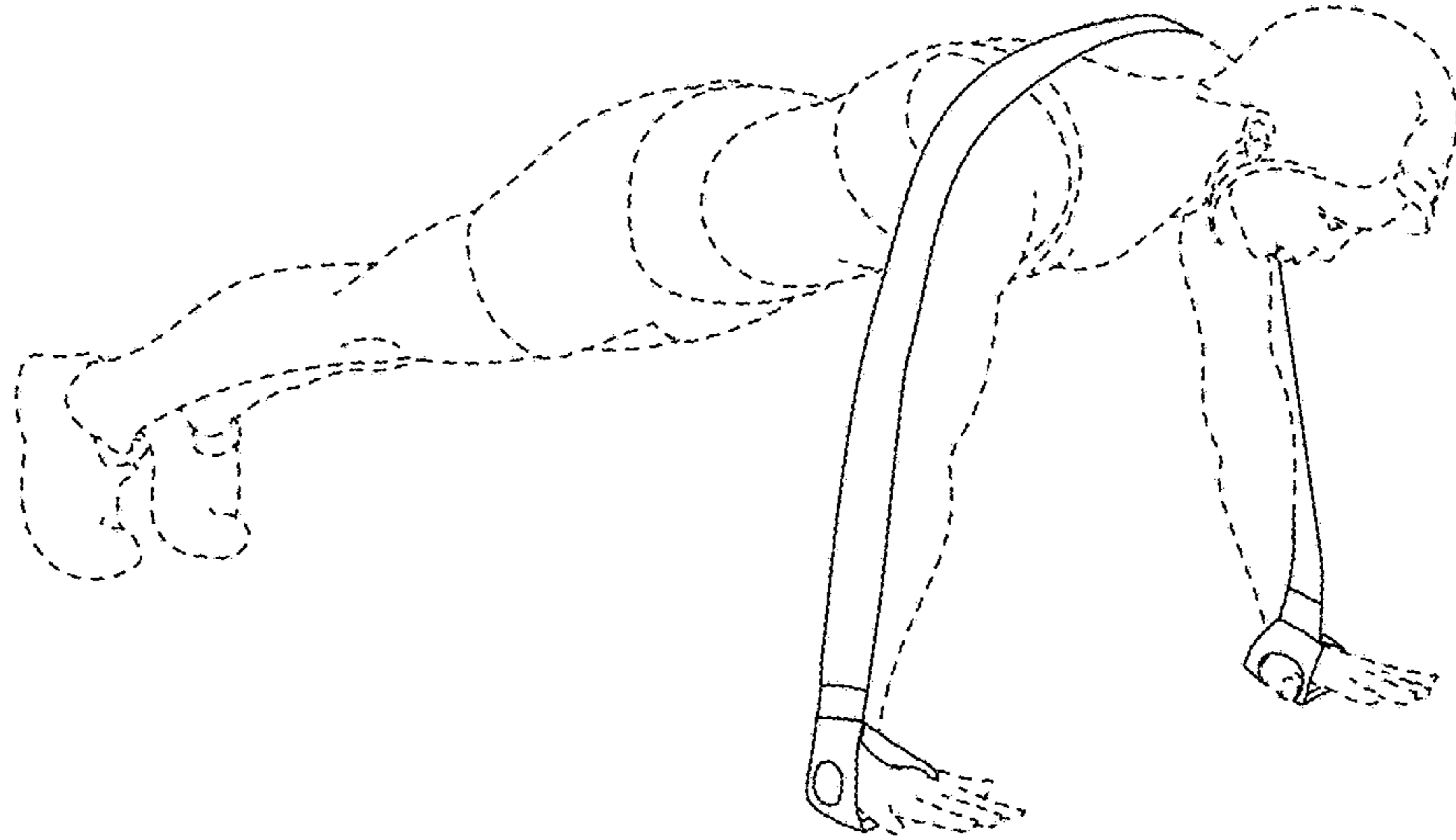


FIG. 36




FIG. 37




FIG. 38




FIG. 39

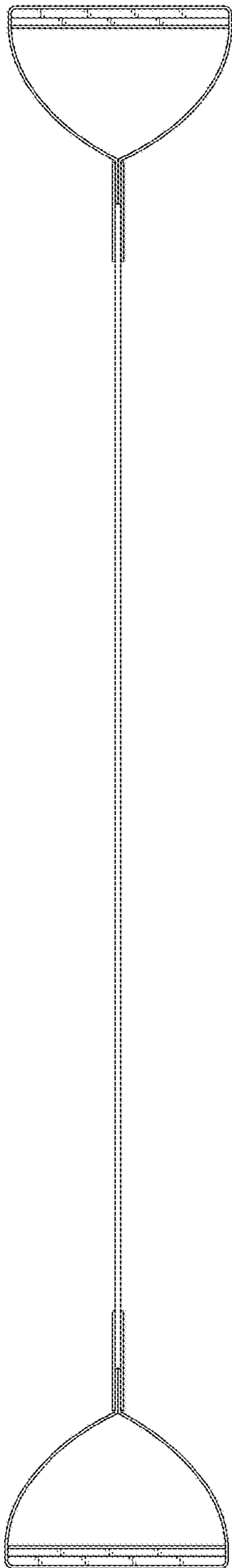


FIG. 40

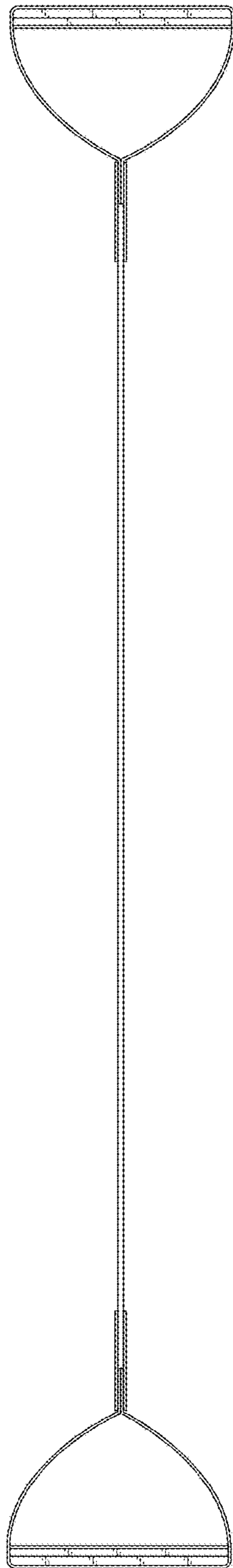


FIG. 41

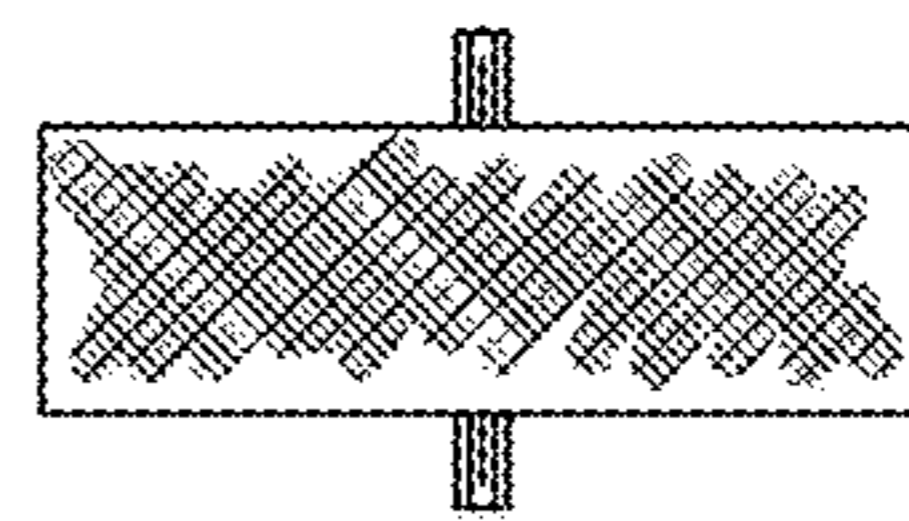


FIG. 42

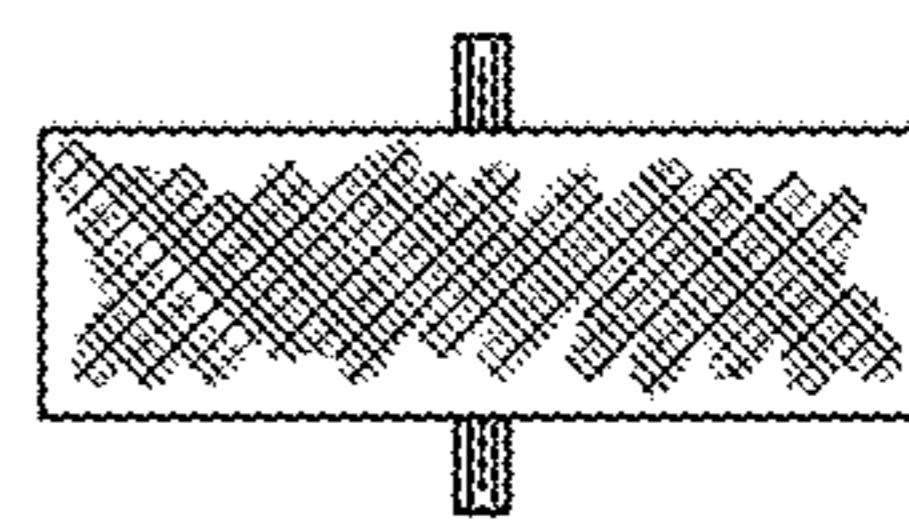


FIG. 43

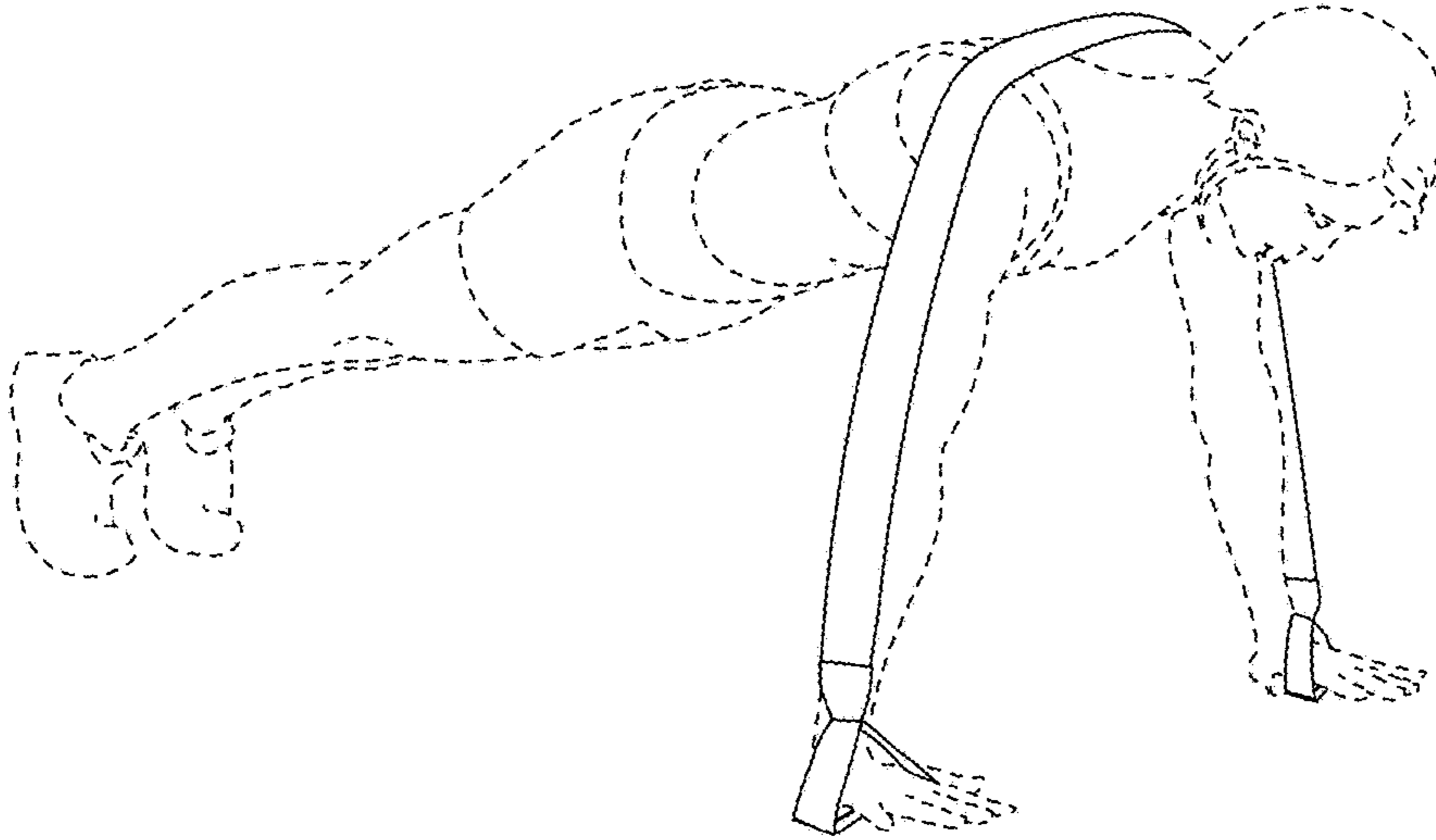


FIG. 44