

US00D870206S

(12) **United States Design Patent** (10) **Patent No.:** **US D870,206 S**
Rueckheim (45) **Date of Patent:** **** Dec. 17, 2019**

(54) **VEHICLE WHEEL, TOY VEHICLE WHEEL,
AND/OR REPLICAS THEREOF**

(71) Applicant: **Bayerische Motoren Werke
Aktiengesellschaft, Munich (DE)**

(72) Inventor: **Andre Rueckheim, Pfaffenhofen an der
Ilm (DE)**

(73) Assignee: **Bayerische Motoren Werke
Aktiengesellschaft, Munich (DE)**

(**) Term: **15 Years**

(21) Appl. No.: **29/628,266**

(22) Filed: **Dec. 4, 2017**

(30) **Foreign Application Priority Data**

Jun. 12, 2017 (DE) 40 2017 100 696

(51) **LOC (12) Cl.** **12-16**

(52) **U.S. Cl.**
USPC **D21/211**

(58) **Field of Classification Search**
USPC D12/204-213
CPC B60B 7/00; B60B 7/01; B60B 7/02; B60B
7/04; B60B 7/06; B06B 3/02; B06B 3/04;
B06B 3/06; B06B 3/10; B06B 1/00;
B06B 1/08; B06B 1/10; B06B 1/12
See application file for complete search history.

(56) **References Cited**

U.S. PATENT DOCUMENTS

D504,382 S 4/2005 Elmitt
D626,052 S 10/2010 Majdandzic
D659,628 S 5/2012 Pollmann
D671,059 S 11/2012 Pollmann
D713,315 S 9/2014 Juergens et al.
D727,823 S * 4/2015 Rueckheim D12/209

D733,024 S * 6/2015 Valencia Pollex D12/209
D748,032 S 1/2016 Peplowski
D780,085 S * 2/2017 Bjerke D12/209
D787,415 S 5/2017 Juergens et al.
D792,303 S * 7/2017 Chung D12/209
D792,315 S * 7/2017 Mielke D12/211
D801,906 S * 11/2017 Burki D12/211
D836,527 S * 12/2018 Groth D12/211
D840,320 S * 2/2019 Smith D12/209
D848,344 S * 5/2019 Juergens D12/209
D849,648 S * 5/2019 Kraljevic D12/209
D849,651 S * 5/2019 Lee D12/209
D852,701 S * 7/2019 Groth D12/209

(Continued)

FOREIGN PATENT DOCUMENTS

EM 000150412-0002 6/2004
EM 001684507-0004 10/2010
EM 001924689-0001 11/2011

(Continued)

Primary Examiner — George D. Kirschbaum

Assistant Examiner — Joseph J Kukella

(74) *Attorney, Agent, or Firm* — Crowell & Moring LLP


(57) **CLAIM**

The ornamental design for a vehicle wheel, toy vehicle wheel, and/or replicas thereof, as shown and described.

DESCRIPTION

FIG. 1 is a perspective view of a vehicle wheel, toy vehicle wheel, and/or replicas thereof according to the design; FIG. 2 is an additional perspective view thereof; FIG. 3 is an additional perspective view thereof; FIG. 4 is a front view thereof; FIG. 5 is a rear view thereof in a lighter gray scale, representing environmental features that form no part of the claimed design; and, FIG. 6 is a side view thereof.

1 Claim, 6 Drawing Sheets



(56)

References Cited

U.S. PATENT DOCUMENTS

D853,931 S * 7/2019 Khachatryan D12/209

FOREIGN PATENT DOCUMENTS

EM	002016113-0011	9/2013
WO	WO DM/059484	5/2002

* cited by examiner



Fig. 1



Fig. 2



Fig. 3



Fig. 4




Fig. 5




Fig. 6