



US00D870175S

(12) **United States Design Patent** (10) **Patent No.:** **US D870,175 S**
Sponring (45) **Date of Patent:** **** Dec. 17, 2019**

(54) **PANORAMIC CAMERA ENCLOSURE**
(71) Applicant: **Altia Systems, Inc**, Cupertino, CA (US)
(72) Inventor: **Otto Sponring**, Los Altos, CA (US)
(73) Assignee: **Altia Systems, Inc.**, Cupertino, CA (US)

(**) Term: **14 Years**

(21) Appl. No.: **29/513,422**

(22) Filed: **Dec. 30, 2014**

(51) **LOC (12) Cl.** **16-01**

(52) **U.S. Cl.**
USPC **D16/200**

(58) **Field of Classification Search**
USPC D16/200, 202–205, 208, 218, 219, 242;
D14/130, 144; 348/14.01–14.06, 143,
348/148, 373–376; 396/419, 427, 535,
396/539–541
CPC G03B 17/02; G03B 19/04; G03B 17/56;
G03B 17/04; G03B 15/03; H04N 5/2251;
H04N 5/2252; H04N 5/2253; H04N
5/2254; H04N 2007/145; H04N 7/141;
H04N 7/142; H04N 7/147; H04N 7/148;
H04N 7/15; H04N 7/152

See application file for complete search history.

(56) **References Cited**

U.S. PATENT DOCUMENTS

D160,300 S * 10/1950 Chapman D16/200
3,001,461 A * 9/1961 Irwin G03B 15/0405
174/520

D316,421 S * 4/1991 Shinano D16/202
D401,603 S * 11/1998 Hasegawa D16/202
D429,269 S * 8/2000 Renkis D16/202
D429,743 S * 8/2000 Renkis D16/202
D457,543 S * 5/2002 Petravic D16/200
D508,933 S * 8/2005 Kaneda D16/203
D537,465 S * 2/2007 Tainaka D16/200
D629,436 S * 12/2010 Cheng D16/203

* cited by examiner

Primary Examiner — Ramzi S Almatrahi

(74) *Attorney, Agent, or Firm* — HM Law Group LLP;
Vanintheran Moodley, Esq.

(57) **CLAIM**

The ornamental design for a panoramic camera enclosure, as shown and described.

DESCRIPTION

FIG. 1 is a perspective view of a panoramic camera enclosure showing my new design.

FIG. 2 is a first side view of the panoramic camera enclosure.

FIG. 3 is a second side view of the panoramic camera enclosure.

FIG. 4 is a front view of the panoramic camera enclosure.

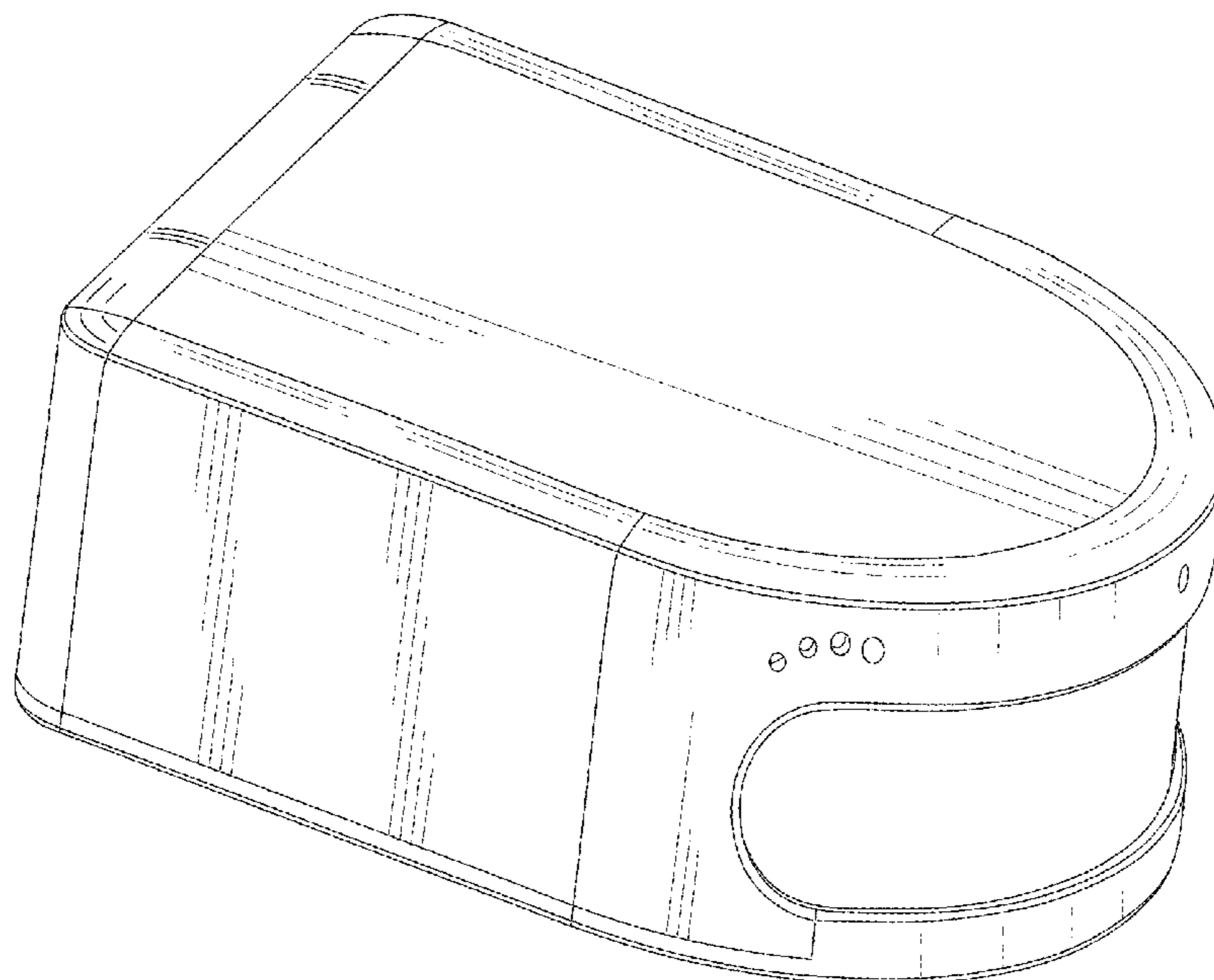
FIG. 5 is a rear view of the panoramic camera enclosure.

FIG. 6 is a top plan view of the panoramic camera enclosure; and,

FIG. 7 is a bottom plan view of the panoramic camera enclosure.

The broken lines depict portions of the panoramic camera enclosure in which the design is embodied and forms no part of the claimed design.

1 Claim, 7 Drawing Sheets



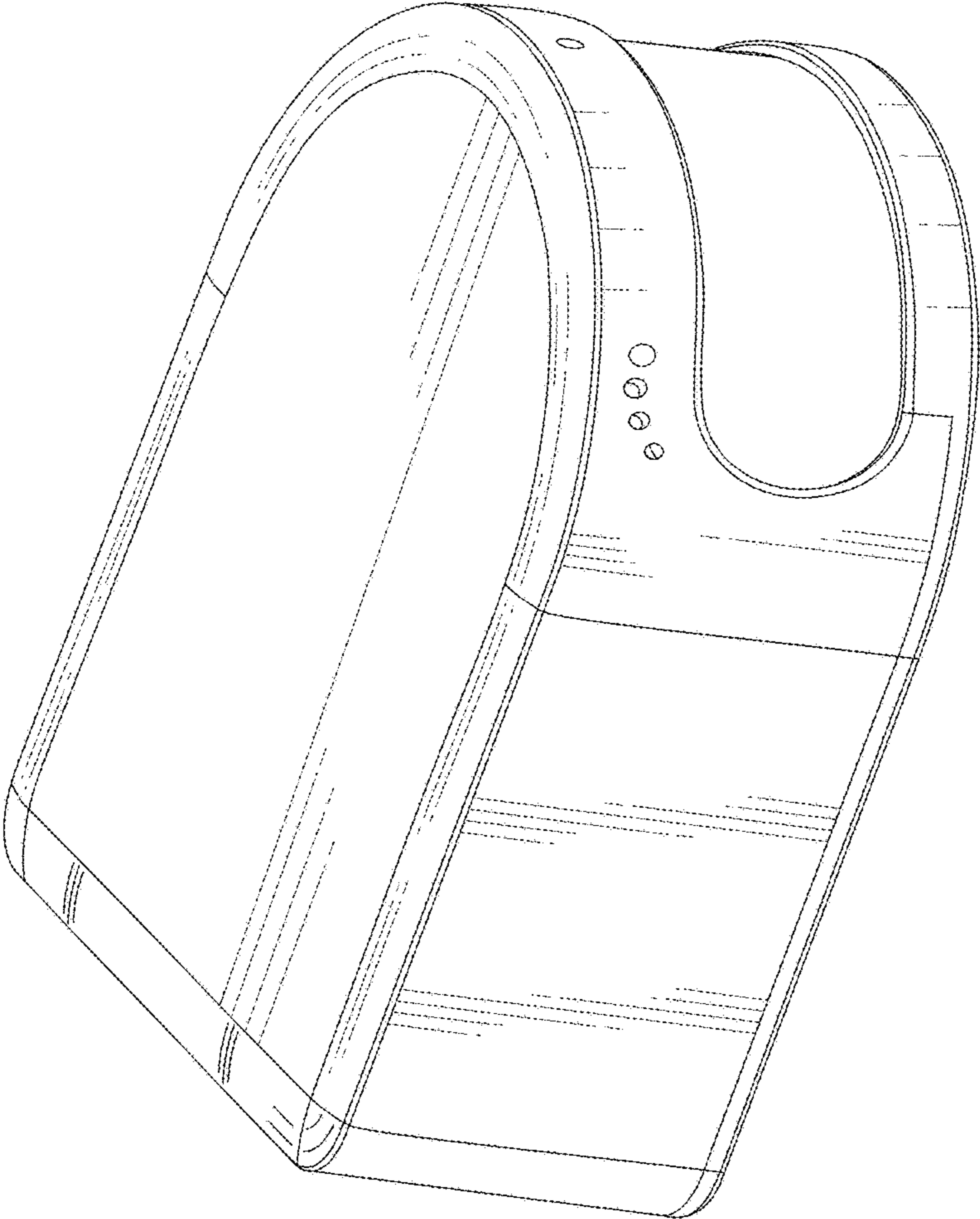


FIG. 1

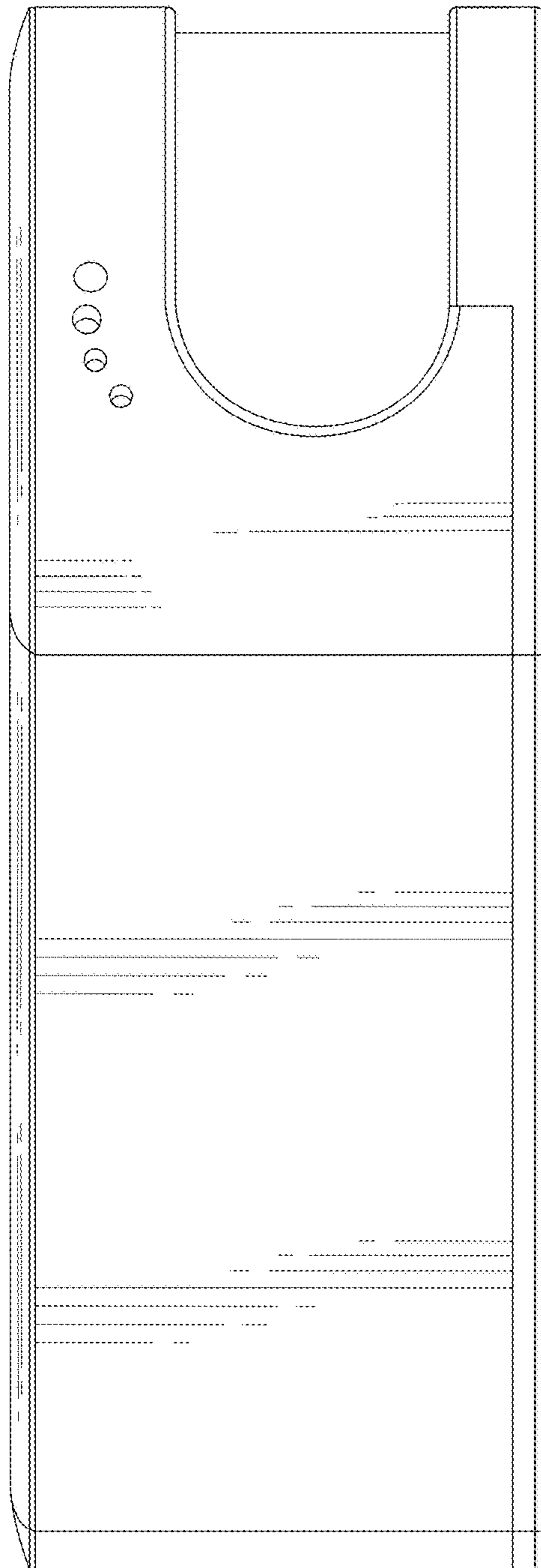


FIG. 2

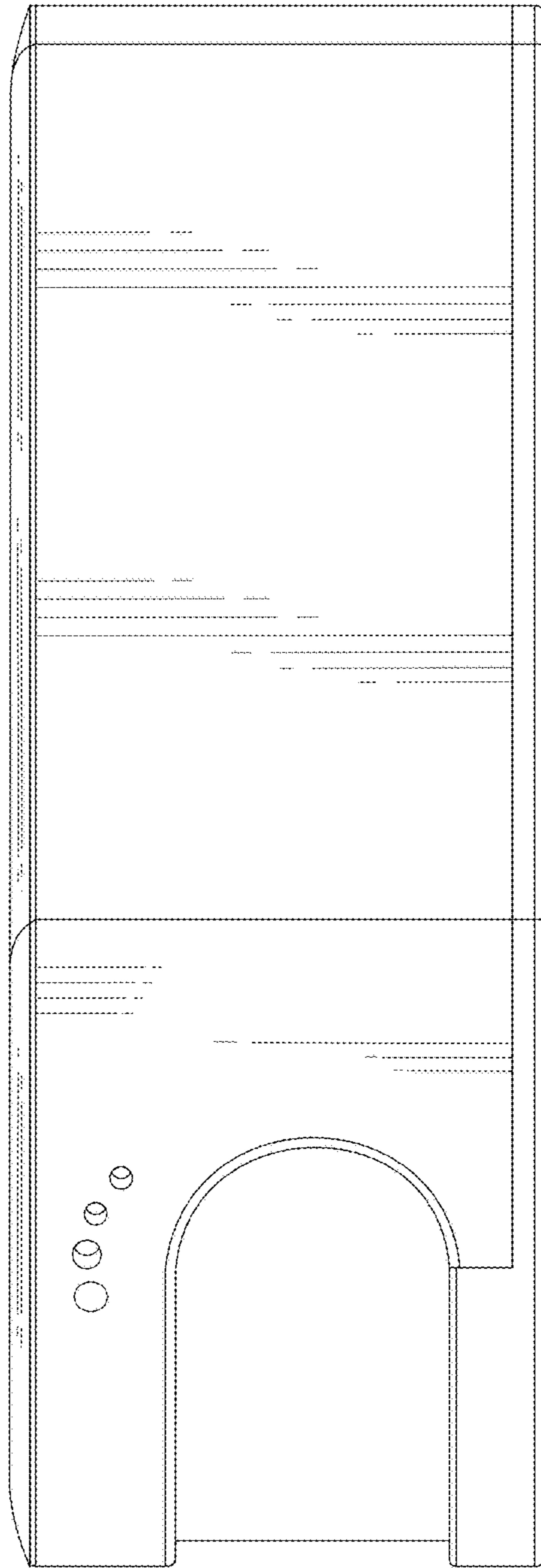


FIG. 3

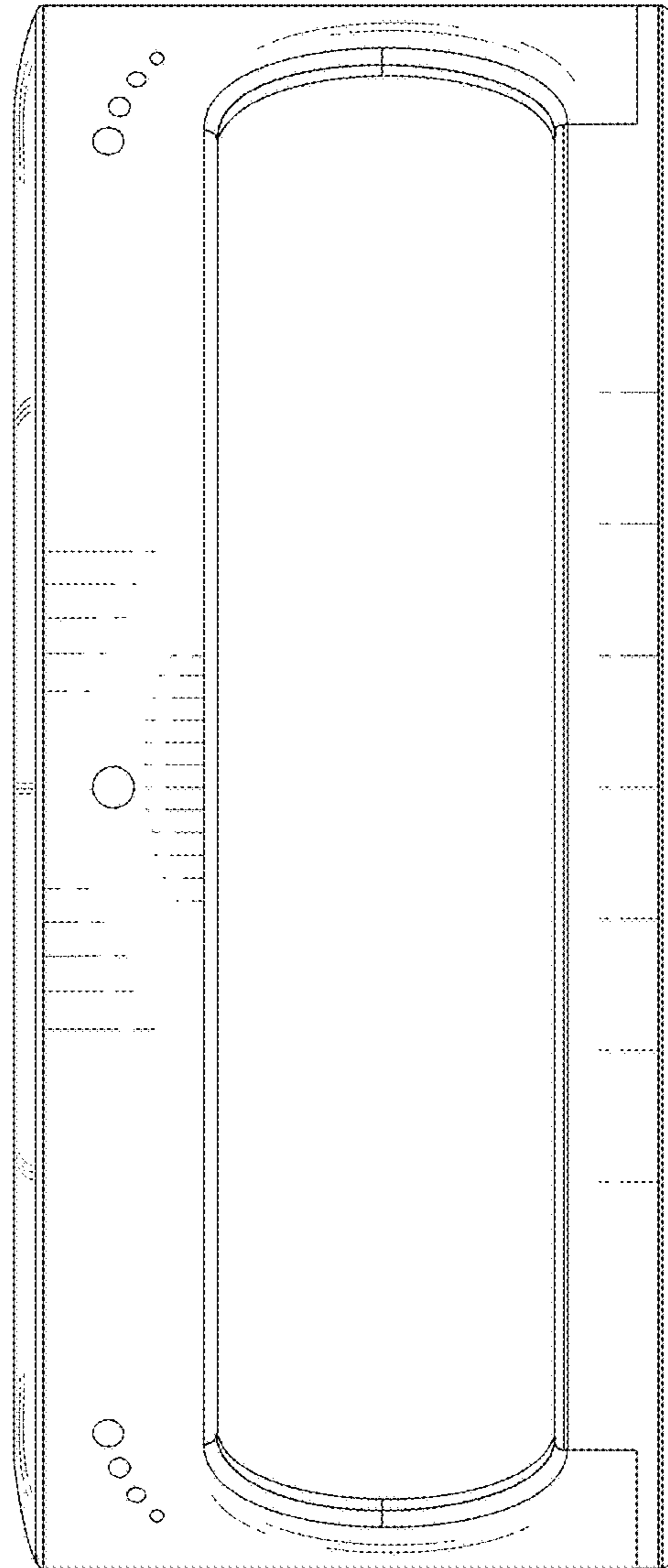


FIG. 4




FIG. 5

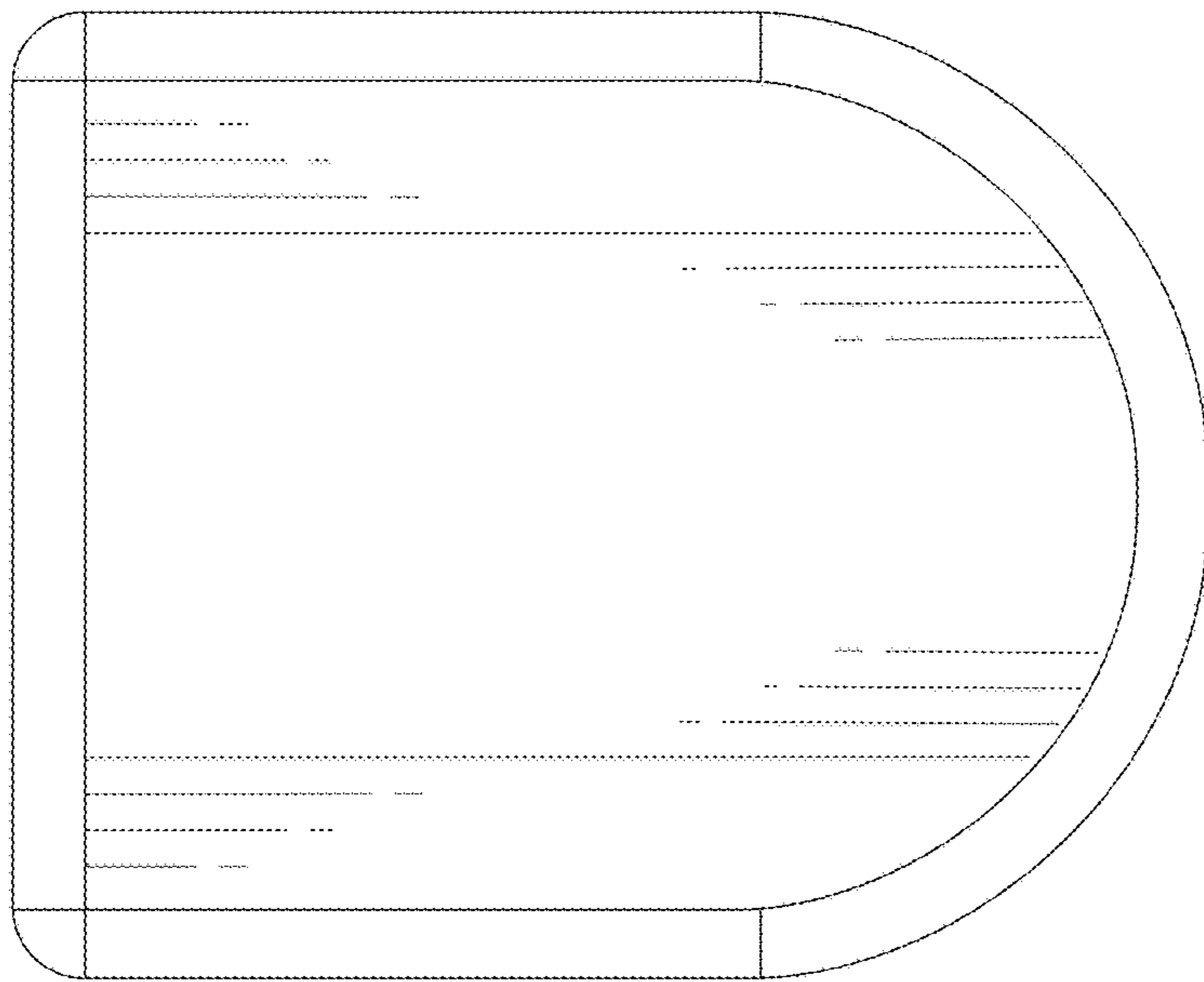


FIG. 6

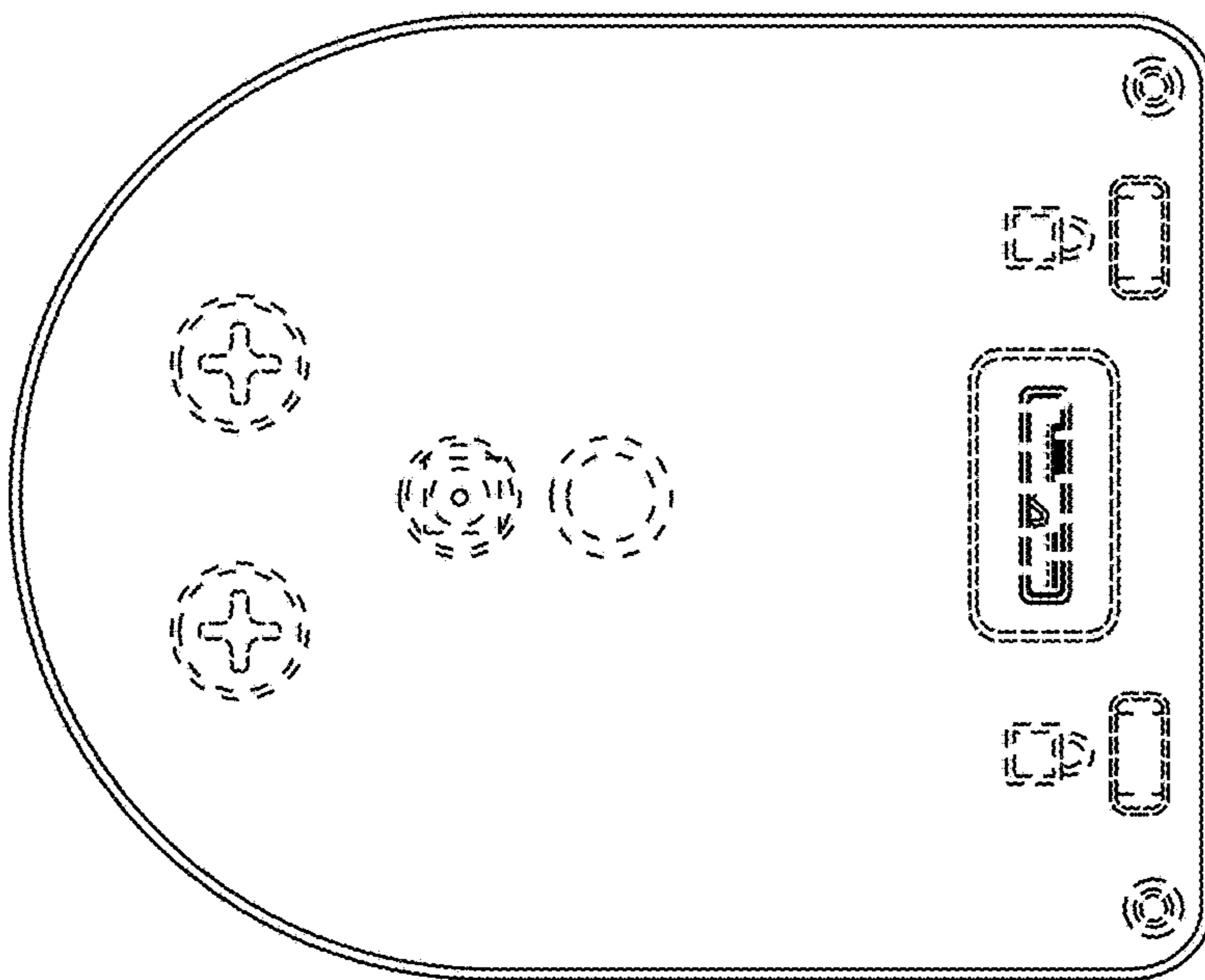


FIG. 7