



US00D870118S

(12) **United States Design Patent**
Jun

(10) **Patent No.:** **US D870,118 S**

(45) **Date of Patent:** **** Dec. 17, 2019**

(54) **USB MEMORY**

(71) Applicant: **SAMSUNG ELECTRONICS CO., LTD.**, Suwon-si (KR)

(72) Inventor: **Gye-jin Jun**, Seongnam-si (KR)

(73) Assignee: **SAMSUNG ELECTRONICS CO., LTD.**, Suwon-si (KR)

(**) Term: **15 Years**

(21) Appl. No.: **29/658,571**

(22) Filed: **Aug. 1, 2018**

(30) **Foreign Application Priority Data**

Feb. 2, 2018 (KR) 30-2018-0005876

(51) **LOC (12) Cl.** **14-03**

(52) **U.S. Cl.**
USPC **D14/480.7**

(58) **Field of Classification Search**
USPC D14/480.1–480.7, 435.1, 411, 433, 436,
D14/484.1, 137, 155, 203.1–203.8, 240,
D14/242; D13/133, 154
CPC H05K 5/0278; G06K 19/07732
See application file for complete search history.

(56) **References Cited**

U.S. PATENT DOCUMENTS

D511,519 S * 11/2005 Bone D14/480.1
D707,234 S * 6/2014 Tan D14/480.1
D745,874 S * 12/2015 Huang D14/480.1
D754,139 S * 4/2016 Billington D14/480.1
D771,059 S * 11/2016 Shim D14/480.5
D771,632 S * 11/2016 Shim D14/435.1
D798,308 S * 9/2017 Tzeng D14/480.5

D798,877 S * 10/2017 Huang D14/480.1
D831,669 S * 10/2018 Shim D14/480.5
D836,647 S * 12/2018 Wei D14/480.7
D841,010 S * 2/2019 Kong D14/435.1

FOREIGN PATENT DOCUMENTS

KR 30-0837892 S 2/2016

OTHER PUBLICATIONS

Communication dated Nov. 15, 2018, issued Taiwanese Intellectual Property Office in counterpart Taiwanese Application No. 107304497.

* cited by examiner

Primary Examiner — Angela J Lee

(74) *Attorney, Agent, or Firm* — Sughrue Mion, PLLC

(57) **CLAIM**

The ornamental design for a USB memory, as shown and described.

DESCRIPTION

FIG. 1 is a perspective view of a universal serial bus (USB) memory showing our new design.

FIG. 2 is a front elevation view thereof.

FIG. 3 is a rear elevation view thereof.

FIG. 4 is a left side elevation view thereof.

FIG. 5 is a right side elevation view thereof.

FIG. 6 is a top plan view thereof.

FIG. 7 is a bottom plan view thereof; and,

FIG. 8 is a perspective view of USB memory shown in an example environment.

The features of the USB memory shown in broken lines in FIG. 7 form no part of the claimed design.

The features shown in broken lines in FIG. 8 show environment only and form no part of the claimed design.

1 Claim, 7 Drawing Sheets

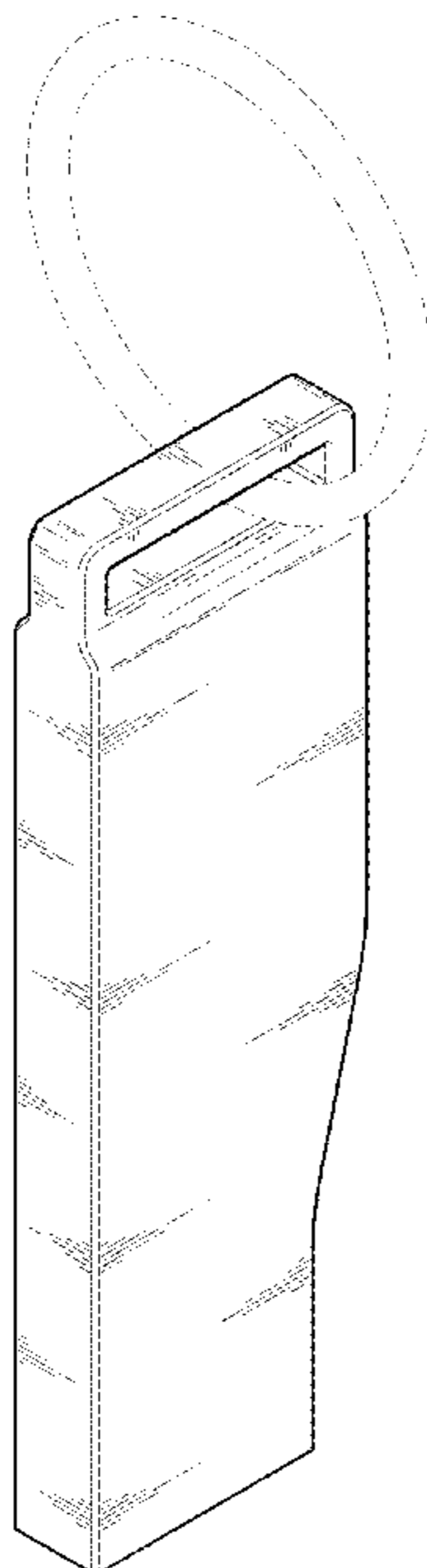


FIG. 1

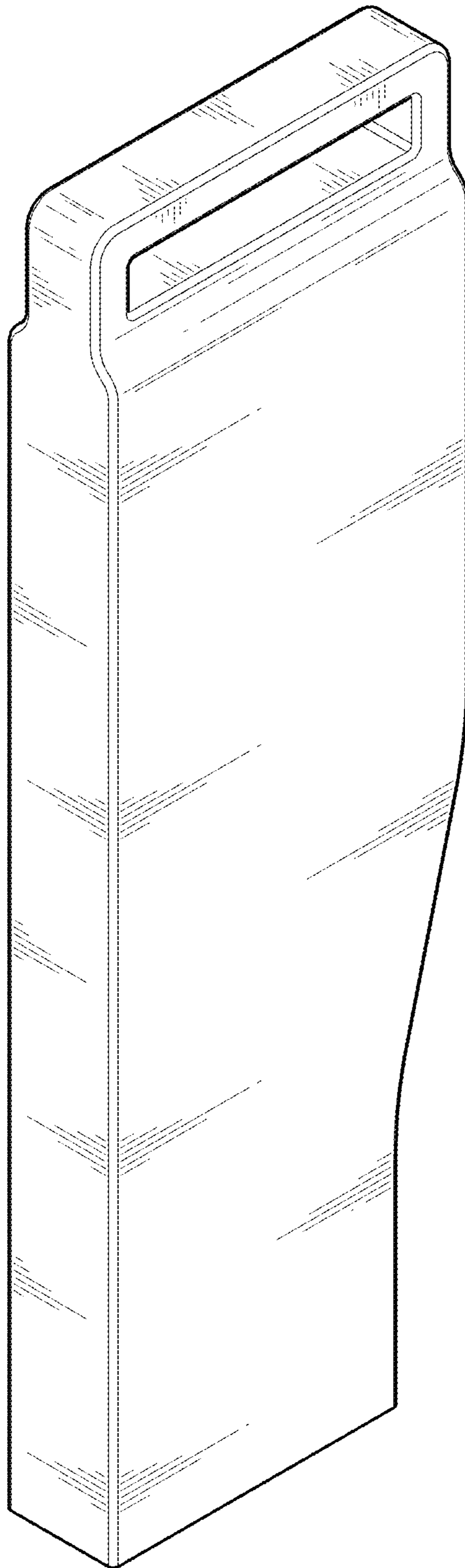


FIG. 2

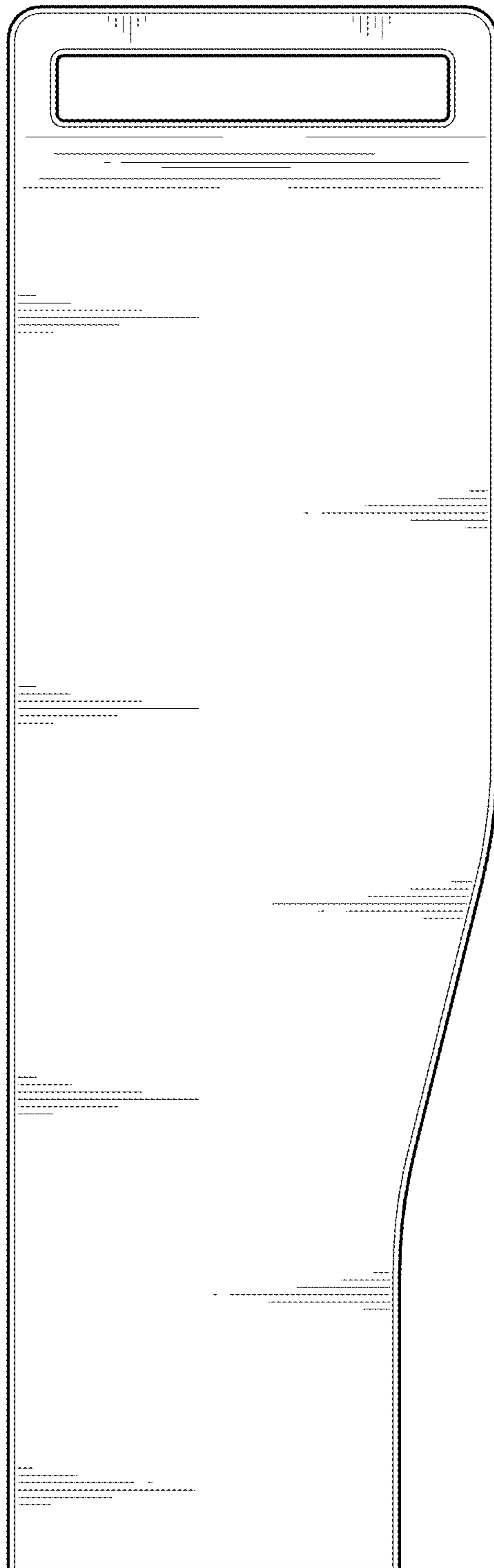


FIG. 3




FIG. 4

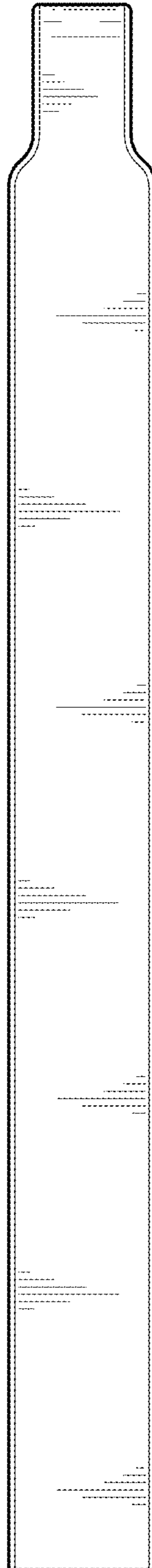


FIG. 5

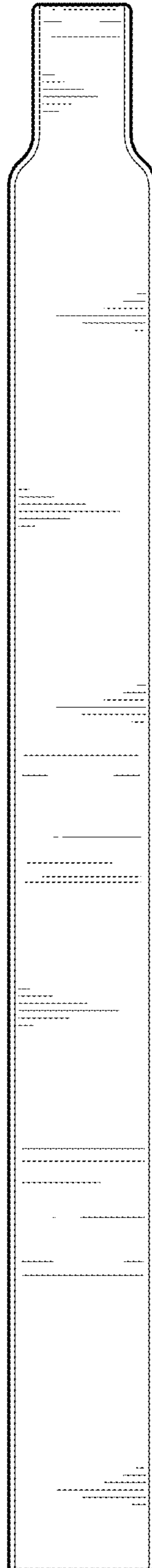


FIG. 6

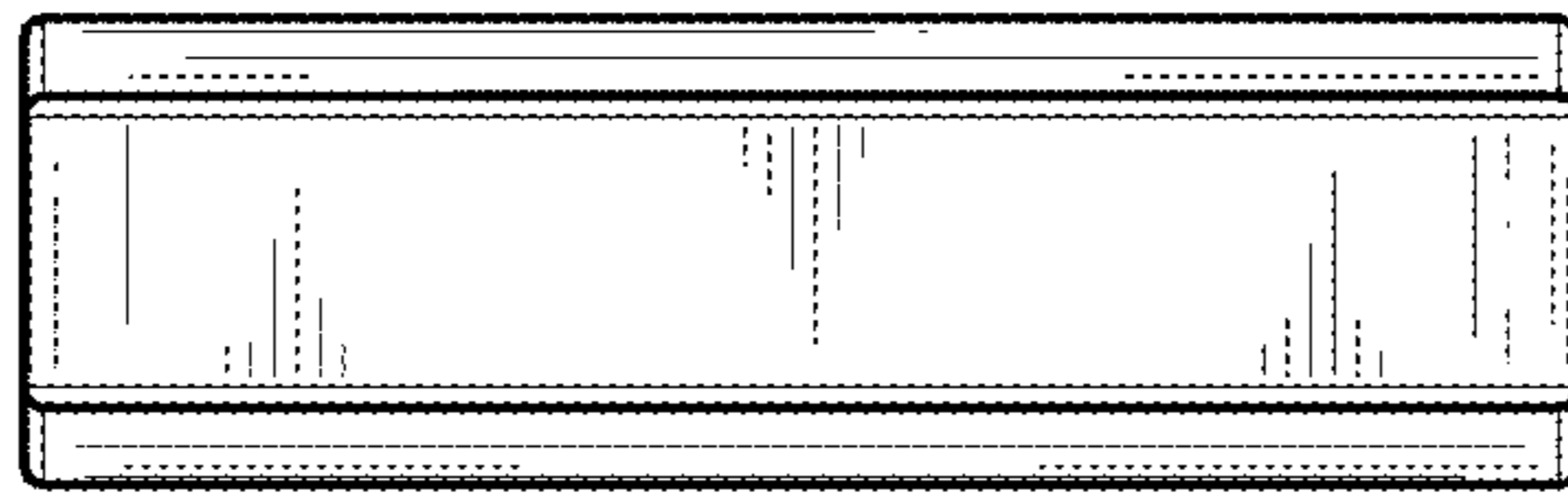


FIG. 7




FIG. 8

