



US00D870117S

(12) **United States Design Patent** (10) **Patent No.:** **US D870,117 S**
Akana et al. (45) **Date of Patent:** **** Dec. 17, 2019**

(54) **ELECTRONIC DEVICE**

(**) **Term:** **15 Years**

(71) **Applicant:** **Apple Inc.**, Cupertino, CA (US)

(21) **Appl. No.:** **29/582,222**

(72) **Inventors:** **Jody Akana**, San Francisco, CA (US); **Molly Anderson**, San Francisco, CA (US); **Bartley K. Andre**, Palo Alto, CA (US); **Shota Aoyagi**, San Francisco, CA (US); **Anthony Michael Ashcroft**, San Francisco, CA (US); **Marine C. Bataille**, San Francisco, CA (US); **Jeremy Bataillou**, San Francisco, CA (US); **Daniele De Iuliis**, San Francisco, CA (US); **Markus Diebel**, San Francisco, CA (US); **M. Evans Hankey**, San Francisco, CA (US); **Julian Hoenig**, San Francisco, CA (US); **Richard P. Howarth**, San Francisco, CA (US); **Jonathan P. Ive**, San Francisco, CA (US); **Julian Jaede**, San Francisco, CA (US); **Duncan Robert Kerr**, San Francisco, CA (US); **Chun Chit Lam**, San Jose, CA (US); **Scott Jacob McEuen**, Morgan Hill, CA (US); **Con Phan**, Milpitas, CA (US); **Joonas Ilmari Ponkala**, San Jose, CA (US); **Gavin J. Reid**, Campbell, CA (US); **Peter Russell-Clarke**, San Francisco, CA (US); **Mark Alan Salvador**, Fremont, CA (US); **Benjamin Andrew Shaffer**, San Jose, CA (US); **Mikael Silvano**, San Francisco, CA (US); **Brandon S. Smith**, Mountain View, CA (US); **Christopher J. Stringer**, Woodside, CA (US); **Joe Sung-Ho Tan**, San Francisco, CA (US); **Clement Tissandier**, San Francisco, CA (US); **Eugene Antony Whang**, San Francisco, CA (US); **Rico Zörkendörfer**, San Francisco, CA (US)

(22) **Filed:** **Oct. 26, 2016**

(51) **LOC (12) Cl.** **14-02**

(52) **U.S. Cl.**
USPC **D14/457**

(58) **Field of Classification Search**
USPC D13/110, 118, 162, 164, 168, 184, 199;
D14/218, 299, 318, 342, 356, 388, 389,
D14/390, 454, 455

(Continued)

(56) **References Cited**

U.S. PATENT DOCUMENTS

D453,756 S * 2/2002 Kamegi D14/318
D480,089 S * 9/2003 Skinner D14/389

(Continued)

Primary Examiner — Derrick E Holland

(74) *Attorney, Agent, or Firm* — Saidman DesignLaw Group, LLC

(57) **CLAIM**


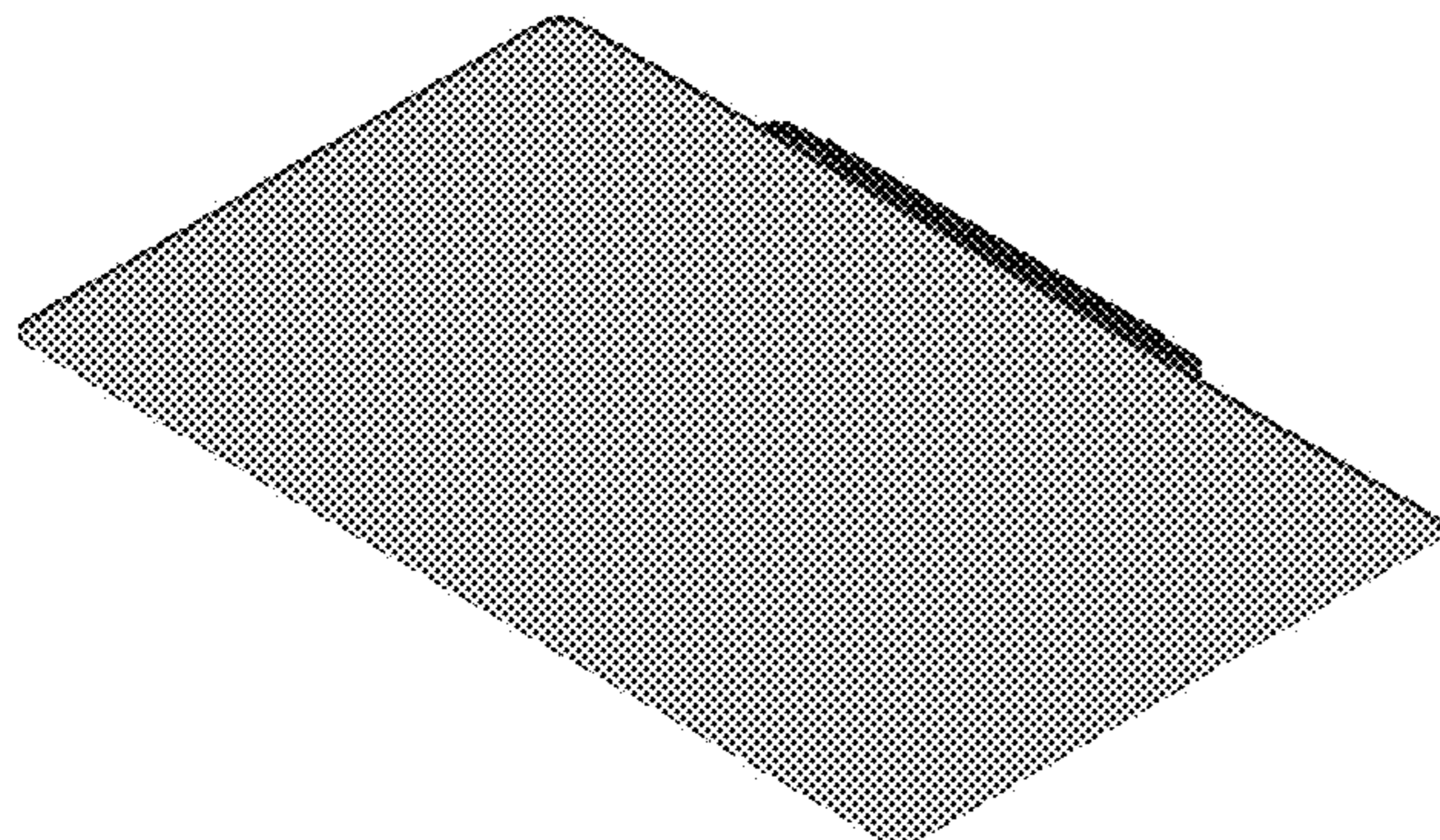
The ornamental design for an electronic device, as shown and described.

DESCRIPTION

FIG. 1 is a top perspective view of an electronic device showing our new design;
FIG. 2 is a bottom perspective view thereof;
FIG. 3 is a front view thereof;
FIG. 4 is a rear view thereof;
FIG. 5 is a left side view thereof;
FIG. 6 is a right side view thereof;
FIG. 7 is a top view thereof; and,
FIG. 8 is a bottom view thereof.

(73) **Assignee:** **Apple Inc.**, Cupertino, CA (US)

1 Claim, 6 Drawing Sheets



(58) **Field of Classification Search**

CPC G06F 1/169; G06F 1/1656; G06F 3/041;
G06F 3/044; G06F 3/0412; G06F 3/0414;
G06F 3/0416

See application file for complete search history.

(56) **References Cited**

U.S. PATENT DOCUMENTS

8,441,450	B2	5/2013	Degner et al.	
D718,308	S *	11/2014	Nishizawa	D14/389
9,030,839	B2	5/2015	Leggett et al.	
9,740,246	B2 *	8/2017	Sun	G06F 1/1656
9,984,838	B2 *	5/2018	Huang	G06F 1/169
2013/0285984	A1	10/2013	Degner et al.	

* cited by examiner




FIG. 1




FIG. 2




FIG. 3




FIG. 4




FIG. 5




FIG. 6




FIG. 7

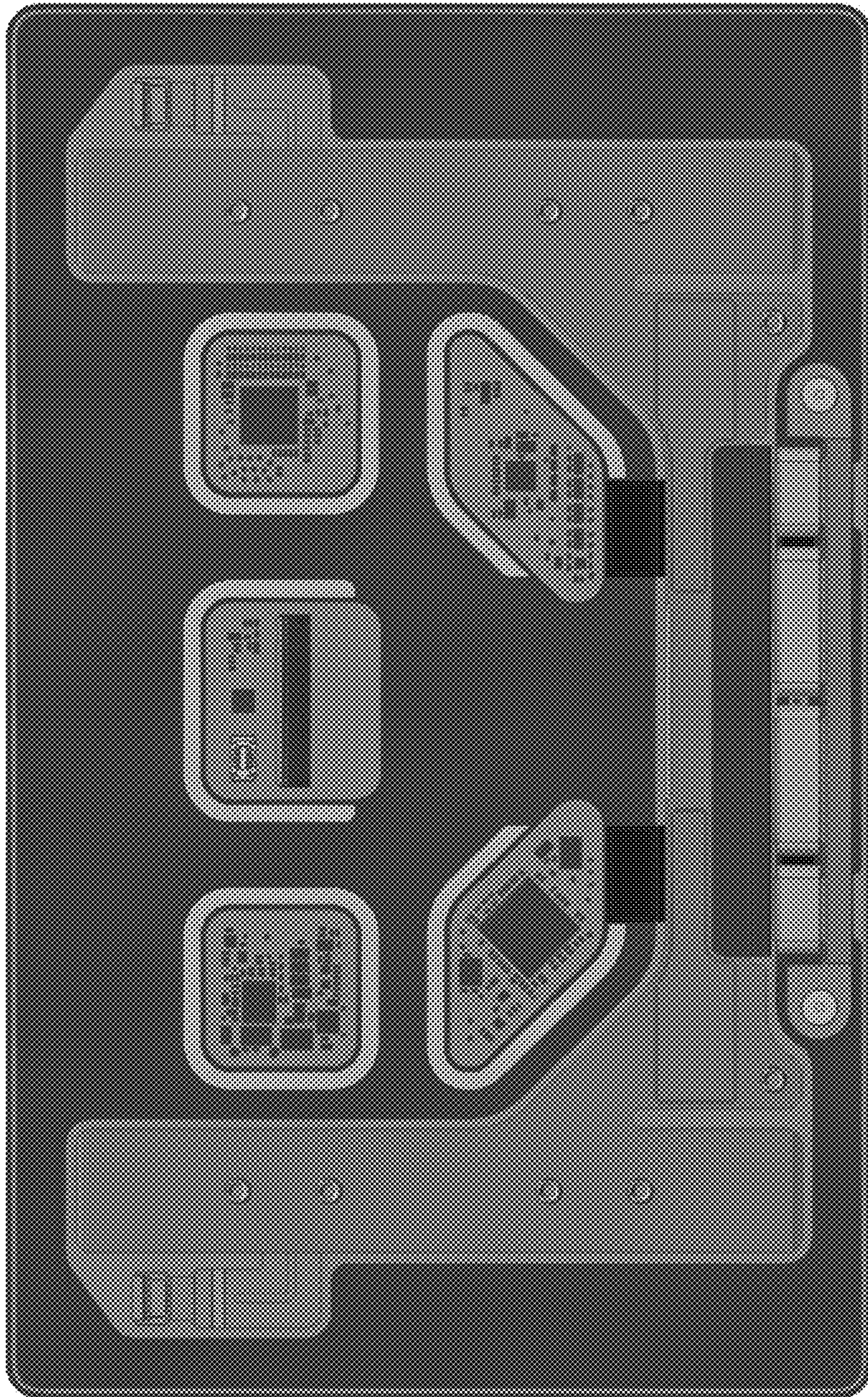


FIG. 8