



US00D870091S

(12) **United States Design Patent** (10) **Patent No.:** **US D870,091 S**
Chen (45) **Date of Patent:** **** Dec. 17, 2019**

(54) **PHONE CASE**

(71) Applicant: **ZERO LEMON TECHNOLOGY (SHENZHEN) CO., LTD.**, Shenzhen, Guangdong Province (CN)

(72) Inventor: **Zhengri Chen**, Kowloon (HK)

(**) Term: **15 Years**

(21) Appl. No.: **29/697,139**

(22) Filed: **Jul. 3, 2019**

(51) **LOC (12) Cl.** **14-03**

(52) **U.S. Cl.**
USPC **D14/250**

(58) **Field of Classification Search**
USPC D14/250, 203.3–203.7, 439, 238.1, 440, D14/251–253, 447, 217, 240, 248; D3/201, 218, 247, 269, 273, 301, 303; D13/103, 119, 107–108
CPC H04B 1/3888; H04M 1/0283; H04M 1/0202; A45C 1/06; A45C 11/00; A45C 13/02; A45C 2011/002; A45F 2005/026; A45F 2200/0525; A45F 2200/0516
See application file for complete search history.

(56) **References Cited**

U.S. PATENT DOCUMENTS

D653,656 S * 2/2012 Charnas D14/250
D679,684 S * 4/2013 Baker D14/250
D688,655 S * 8/2013 Rey-Hipolito D14/250
D705,199 S * 5/2014 Huang D14/238.1
D710,346 S * 8/2014 Smith D14/250
D719,950 S * 12/2014 Smith D14/250
D721,070 S * 1/2015 Pickett D14/250
9,319,087 B1 * 4/2016 Cox, III H04B 1/3888
D776,101 S * 1/2017 Poon D14/250
9,544,005 B2 * 1/2017 Wei H04B 1/3888
D778,275 S * 2/2017 Gabriel D14/250

D784,975 S * 4/2017 Ballou D14/250
D788,759 S * 6/2017 Akana D14/250
D789,343 S * 6/2017 Hawes D14/250
9,887,725 B1 * 2/2018 Wilder H04B 1/3888
D816,650 S 5/2018 Jia
D845,289 S * 4/2019 Chuang D14/250
D847,807 S 5/2019 Wright et al.
D850,373 S * 6/2019 Zhang D13/108
D851,638 S 6/2019 Kim et al.
D858,505 S * 9/2019 Zhang D14/250
2014/0051488 A1 * 2/2014 Chung H04M 1/0279
455/575.8
2014/0103789 A1 * 4/2014 Cox, III H05K 5/02
312/280
2014/0216976 A1 * 8/2014 Conarro A45C 11/00
206/525
2017/0155415 A1 * 6/2017 Yan H04B 1/3888
2017/0195535 A1 * 7/2017 Schofield G03B 15/05
2017/0359642 A1 * 12/2017 Cho G06F 1/189

* cited by examiner

Primary Examiner — Carla J Wright


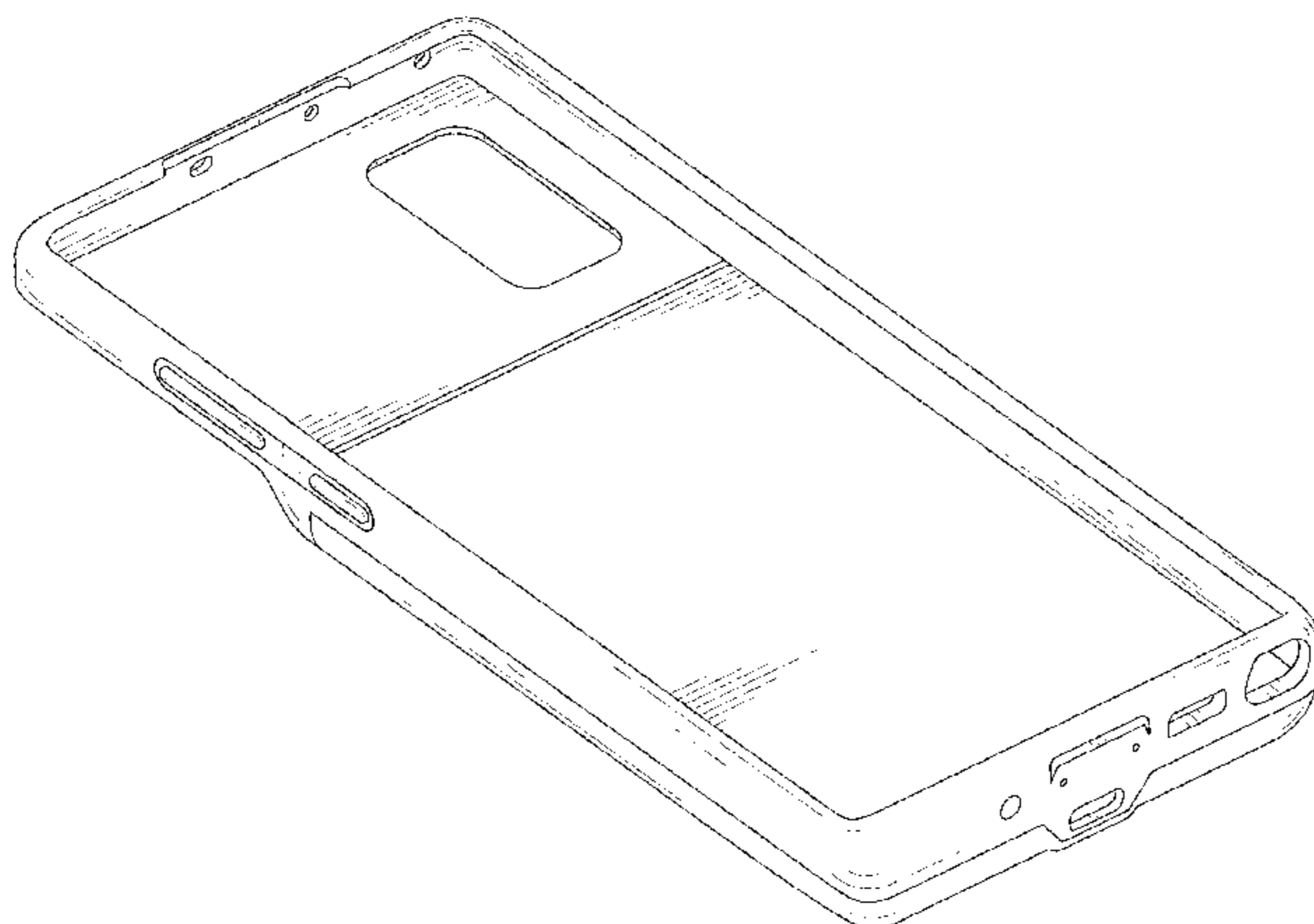
(57) **CLAIM**

The ornamental design for a phone case, as shown and described.

DESCRIPTION

FIG. 1 is a front perspective view of a phone case showing my new design;
FIG. 2 is a back perspective view thereof;
FIG. 3 is a front view thereof;
FIG. 4 is a back view thereof;
FIG. 5 is a left side view thereof;
FIG. 6 is a right side view thereof;
FIG. 7 is a top view thereof; and,
FIG. 8 is a bottom view thereof.
The broken lines in the figures illustrate portions of the phone case that form no part of the claimed design.

1 Claim, 8 Drawing Sheets



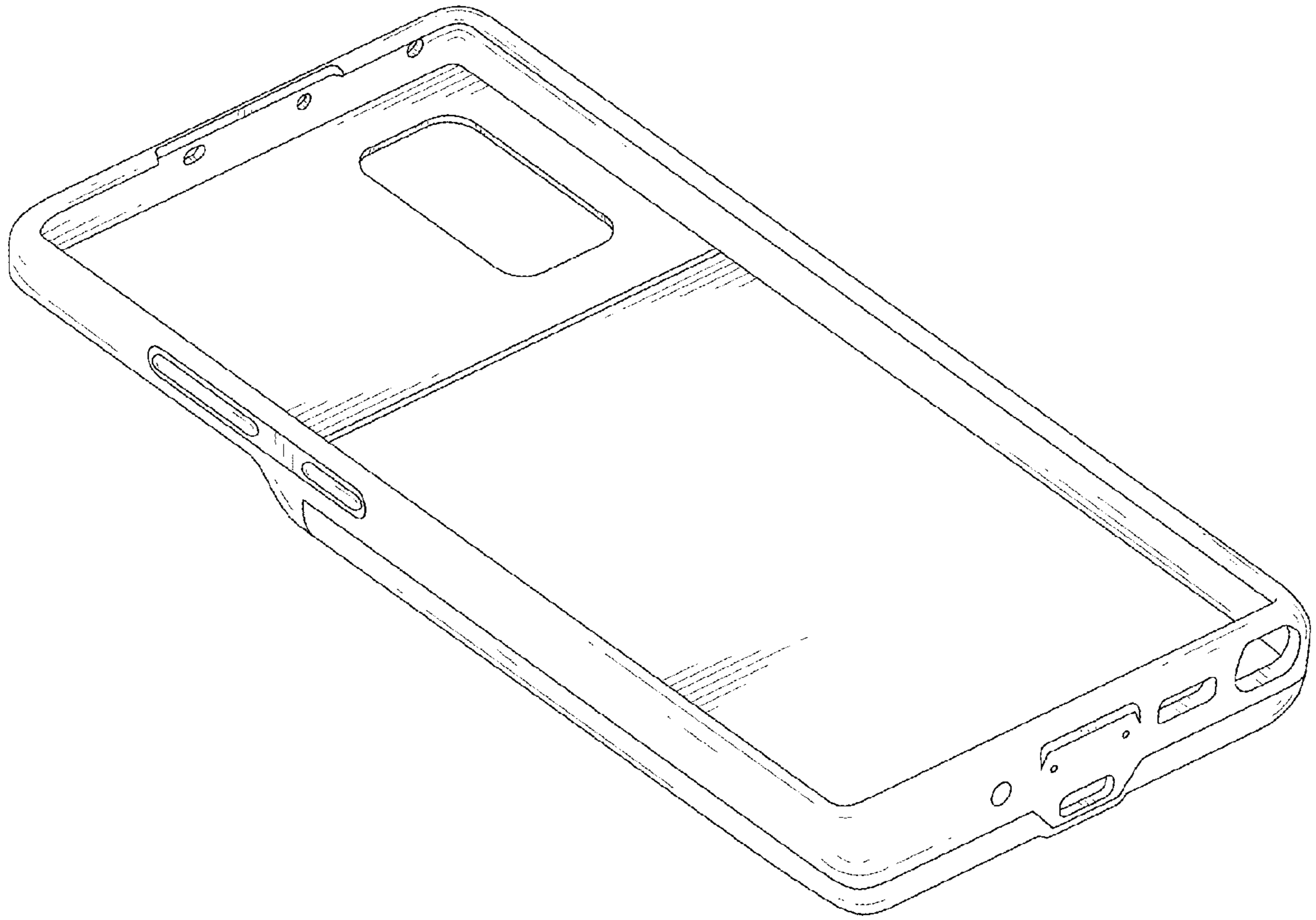


FIG. 1

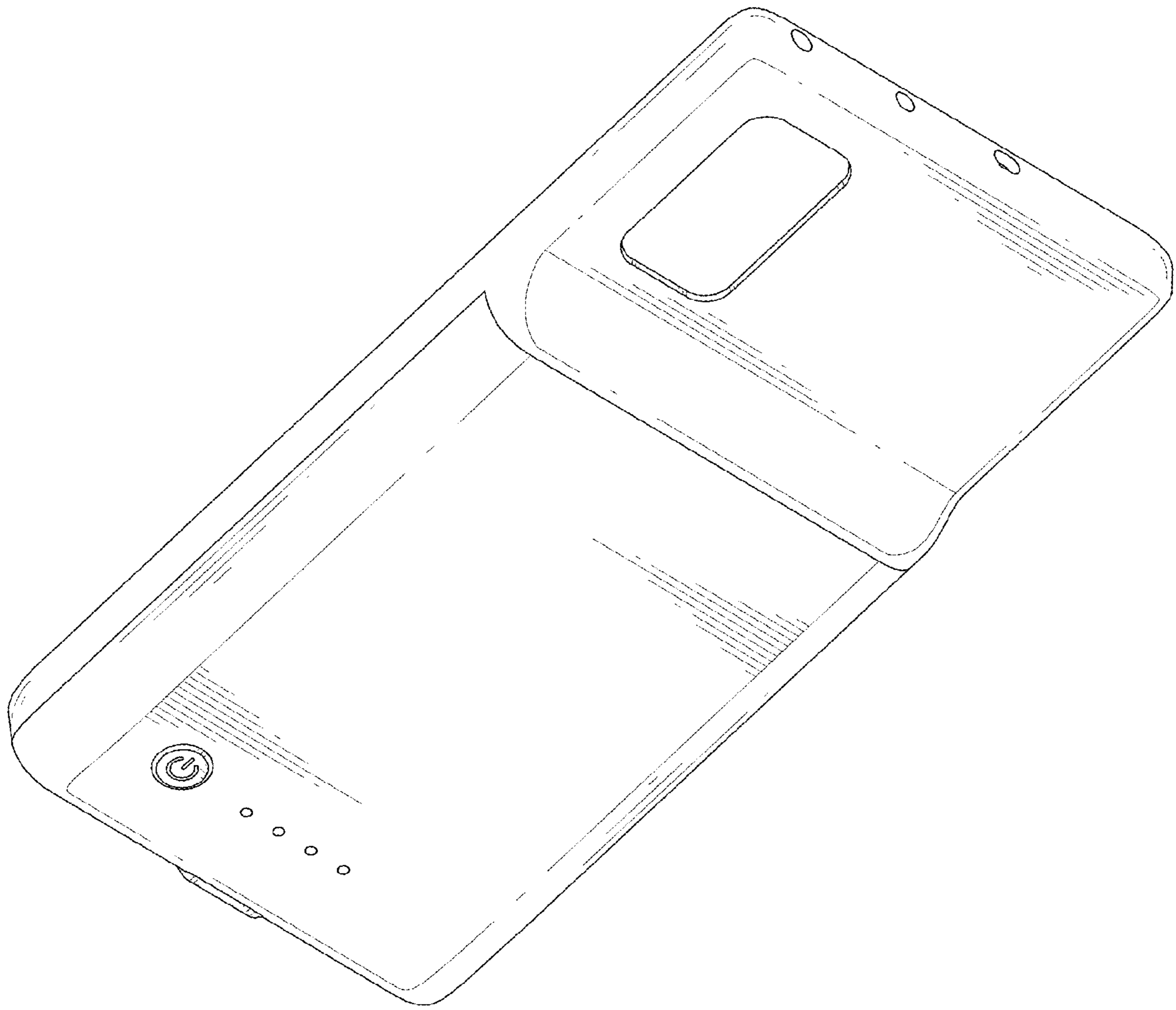


FIG. 2




FIG. 3




FIG. 4




FIG. 5




FIG. 6

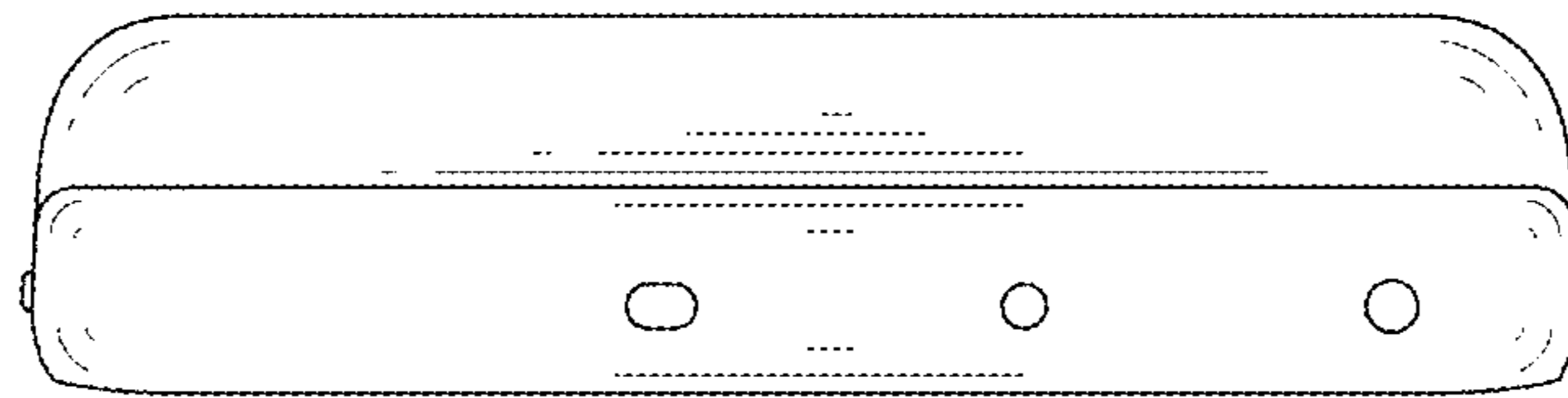


FIG. 7

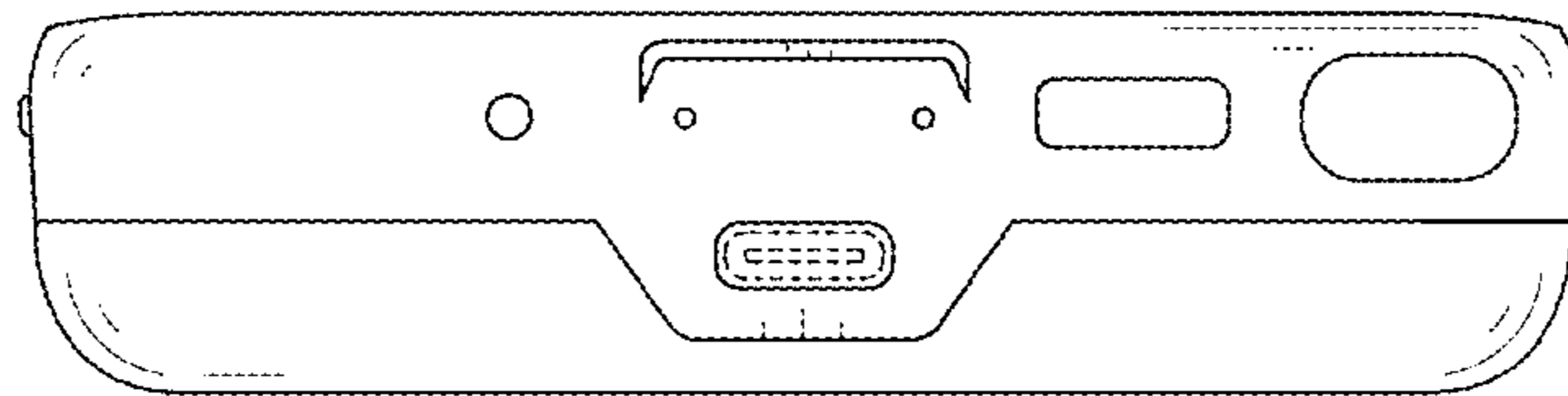


FIG. 8