US00D870090S

(12) United States Design Patent

Han

(10) Patent No.: US D870,090 S

(45) Date of Patent: ** *Dec. 17, 2019

(54) **CASE FOR ELECTRONIC DEVICES**

(71) Applicant: **SPIGEN KOREA CO., LTD.**, Seoul (KR)

(72) Inventor: **Ye Ri Han**, Seoul (KR)

(73) Assignee: **SPIGEN KOREA CO., LTD.**, Seoul (KR)

(*) Notice: This patent is subject to a terminal disclaimer.

(**) Term: **15 Years**

(21) Appl. No.: **29/629,092**

(22) Filed: **Dec. 11, 2017**

(51) **LOC (12) Cl.** **14-03**

(52) **U.S. Cl.**
USPC **D14/250**

(58) **Field of Classification Search**
USPC ..... D3/201, 218, 226, 227, 247, 249, 250, D3/269, 303; D13/103, 107, 108, 119; D14/137, 138 R, 138 AA, 138 C, 138 G, D14/203.3–203.7, 217, 238.1, 247, 248, D14/250–253, 440, 447; D5/16, 32, 35, D5/37
CPC H04B 1/3888; H04M 1/0283; H04M 1/0202; A45C 1/06; A45C 2011/002; A45C 11/00; A45F 2005/028; A45F 2200/0525
See application file for complete search history.

(56) **References Cited**

U.S. PATENT DOCUMENTS

D22,896 S * 11/1893 Booze D5/6
D37,620 S * 10/1905 Crownfield D5/16
D42,323 S * 3/1912 Hoch D5/37
D58,505 S * 7/1921 Reith D5/37
D77,067 S * 12/1928 Dieck D5/37
D88,425 S 11/1932 Martinoff
D88,466 S 11/1932 Hellman
D89,810 S * 5/1933 Willheim D5/16
D90,007 S * 5/1933 Schweizer D5/37
D92,123 S * 4/1934 Willheim D5/16
D110,780 S 8/1938 Heim
D119,930 S * 4/1940 di Gangi D5/37
D137,057 S * 1/1944 Maisch D5/32
D192,166 S * 2/1962 de Leon D25/149
D203,024 S 11/1965 Stone
D211,288 S * 6/1968 Smith D5/16
(Continued)

OTHER PUBLICATIONS

Geekmart Clear Soft Floral Silicone Back Cover posted on Amazon.com, posting date Apr. 13, 2016, [site visited Aug. 22, 2018][online]<URL: https://www.amazon.com/Geekmart-Floral-Silicone-inches-Perfect/dp/B01C43BWFC> (Year: 2016).*

Primary Examiner — Susan E Krakower
Assistant Examiner — L. A. Grabenstetter
(74) *Attorney, Agent, or Firm* — Heedong Chae; Lucem, PC

(57) **CLAIM**

The ornamental design for a case for electronic devices, as shown and described.

DESCRIPTION

FIG. **1** is a front perspective view of a case for an electronic devices showing my new design;
FIG. **2** is a rear perspective view thereof;
FIG. **3** is a front elevational view thereof;
FIG. **4** is a rear elevational view thereof;
FIG. **5** is a left side elevational view thereof;
FIG. **6** is a right side elevational view thereof;
FIG. **7** is a top plan view thereof; and,
FIG. **8** is a bottom plan view thereof.
The dash-dash broken lines depict portions of the case for electronic devices that form no part of the claimed design. The dot-dash broken lines define the bounds of the claimed design and form no part of the claim.

1 Claim, 8 Drawing Sheets

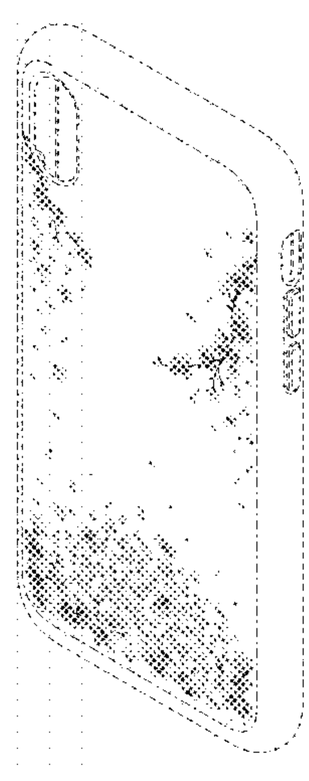

(56) **References Cited**

U.S. PATENT DOCUMENTS

D440,398	S		4/2001	Mitchler et al.
D448,576	S	*	10/2001	Guillot D5/37
D558,718	S		1/2008	Park
D563,925	S		3/2008	Lee
D567,784	S		4/2008	Lee
D567,786	S		4/2008	Lee
D567,787	S		4/2008	Lee
D577,355	S		9/2008	Jeoung
D598,909	S		8/2009	Seo
D609,231	S		2/2010	de Jong et al.
D612,353	S		3/2010	Kim
D612,616	S		3/2010	Sanders
D612,842	S		3/2010	Anderson
D613,281	S		4/2010	Wang et al.
D621,811	S		8/2010	Chen
D627,339	S		11/2010	Nuovo
D630,440	S		1/2011	Reisenthel
D632,289	S		2/2011	Fahrendorff
D633,486	S		3/2011	Fahrendorff
D652,008	S	*	1/2012	Kim ..... D14/138 G
D652,533	S	*	1/2012	Apelo Cruz D25/138
D656,322	S		3/2012	Thompson
D670,682	S		11/2012	Li
D670,685	S		11/2012	Li
8,613,992	B2	*	12/2013	Hsu G06F 1/1613 428/343
D713,831	S		9/2014	Kim et al.
D724,353	S		3/2015	Johnson
D725,592	S		3/2015	Tsai
9,199,432	B2	*	12/2015	Planche B32B 7/06
D747,304	S	*	1/2016	Jia D14/250
D749,552	S	*	2/2016	Jia D14/250
2012/0275130	A1	*	11/2012	Hsu H04M 1/0283 361/807

* cited by examiner

FIG. 1

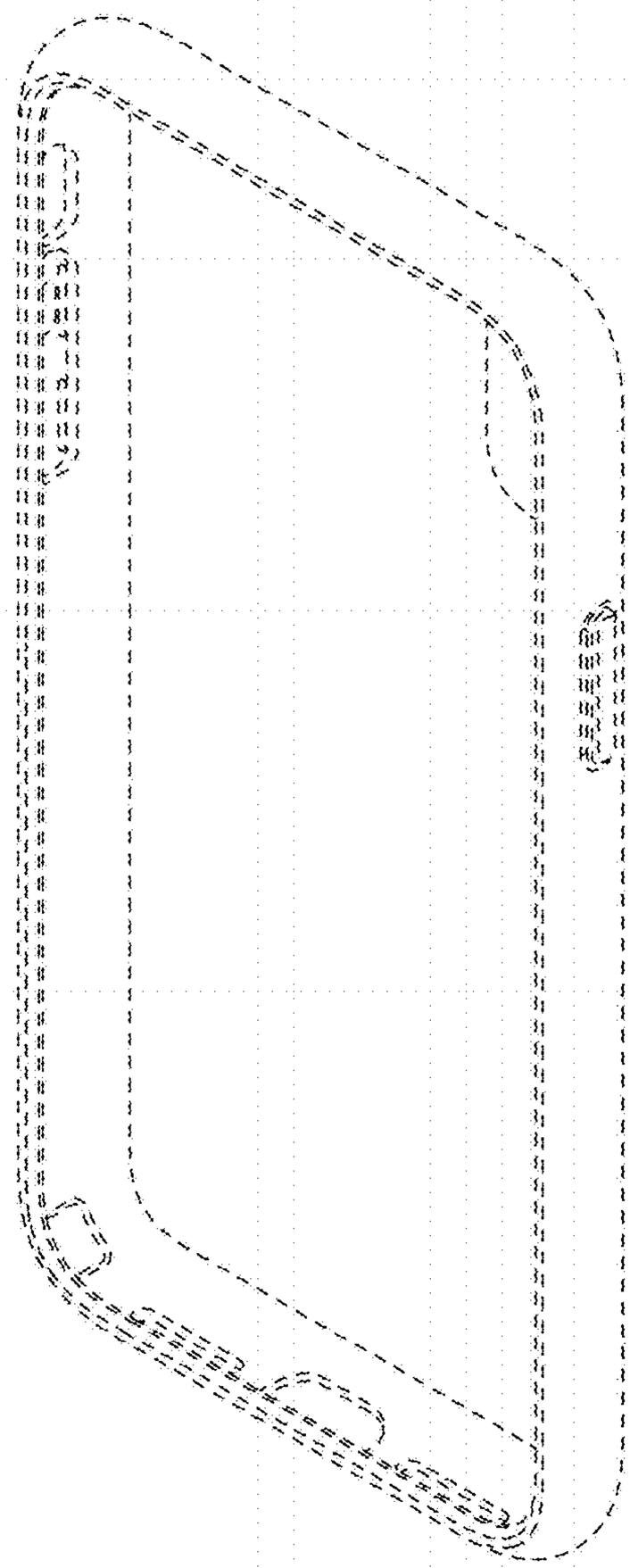

FIG. 2

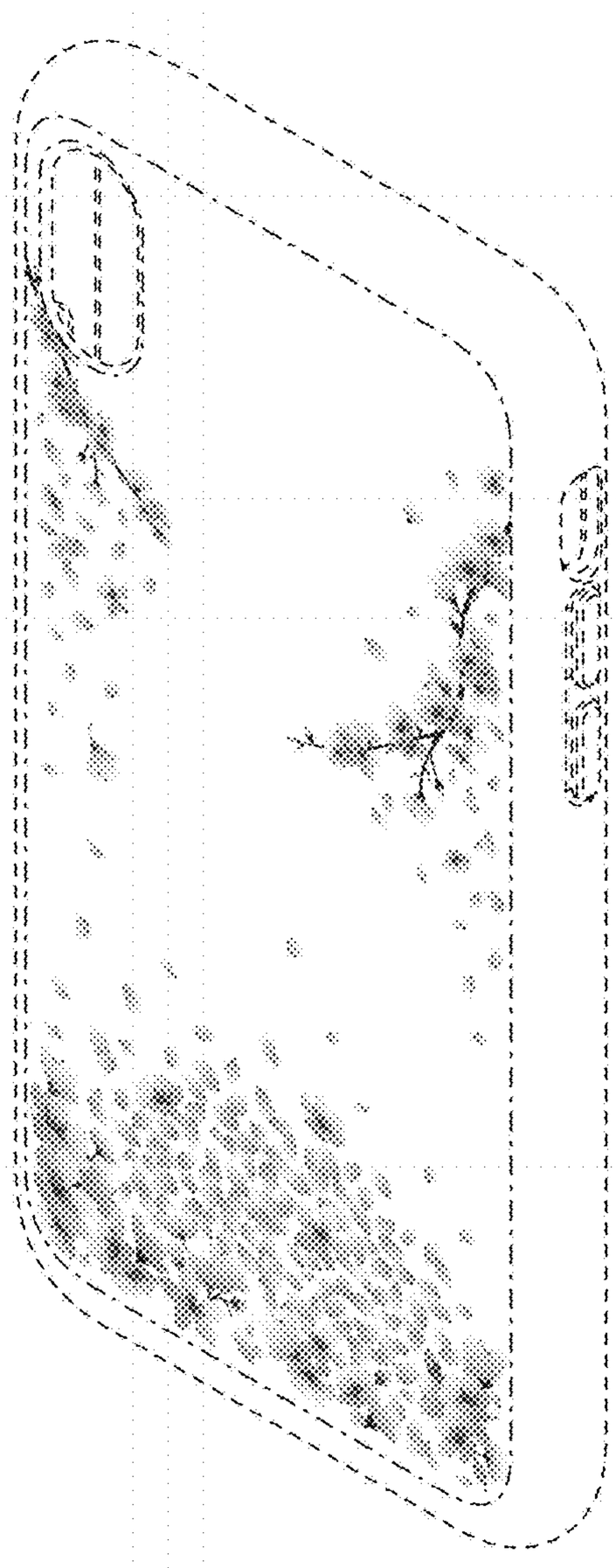

FIG. 3



FIG. 4



FIG. 5

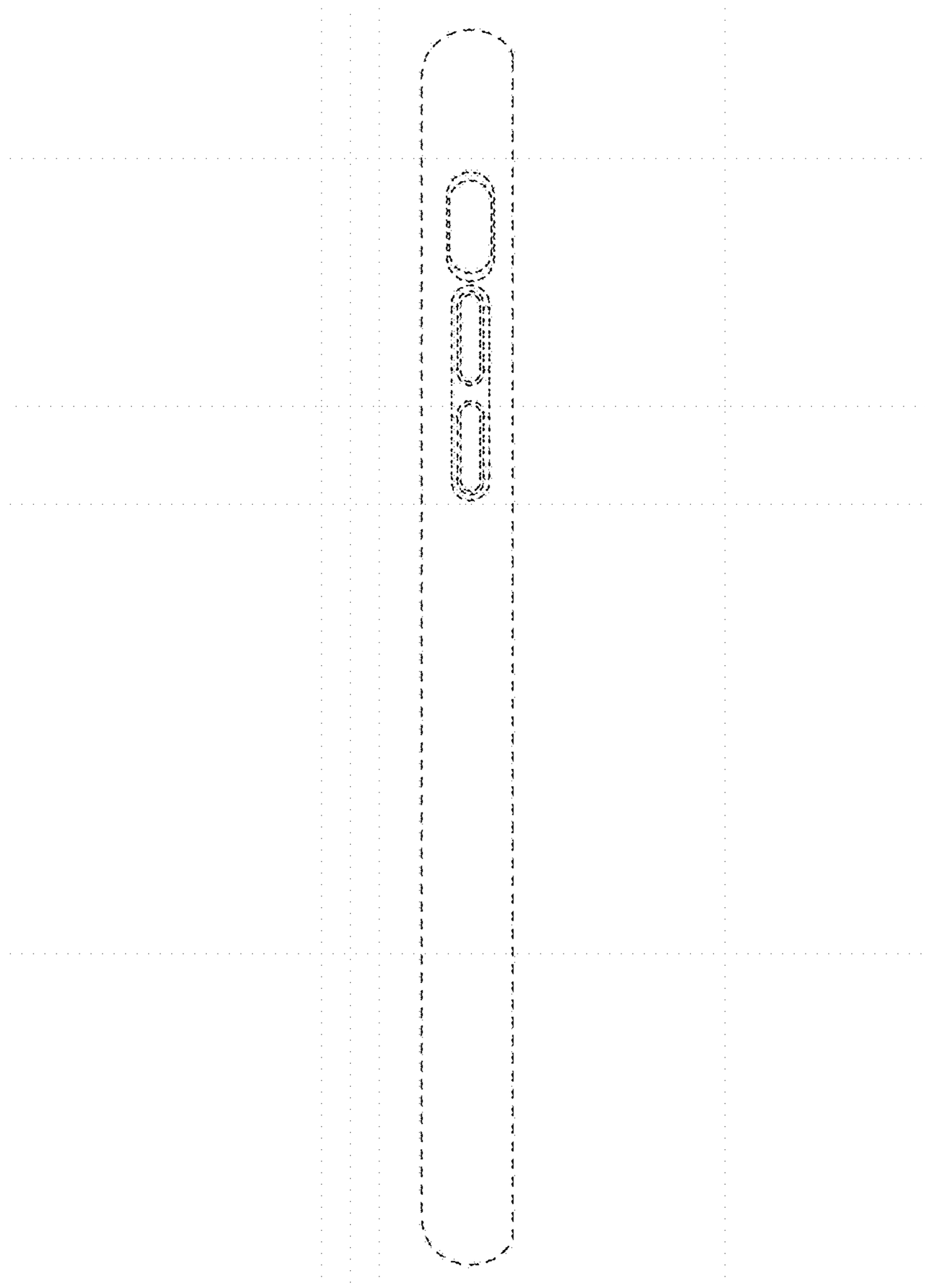

FIG. 6

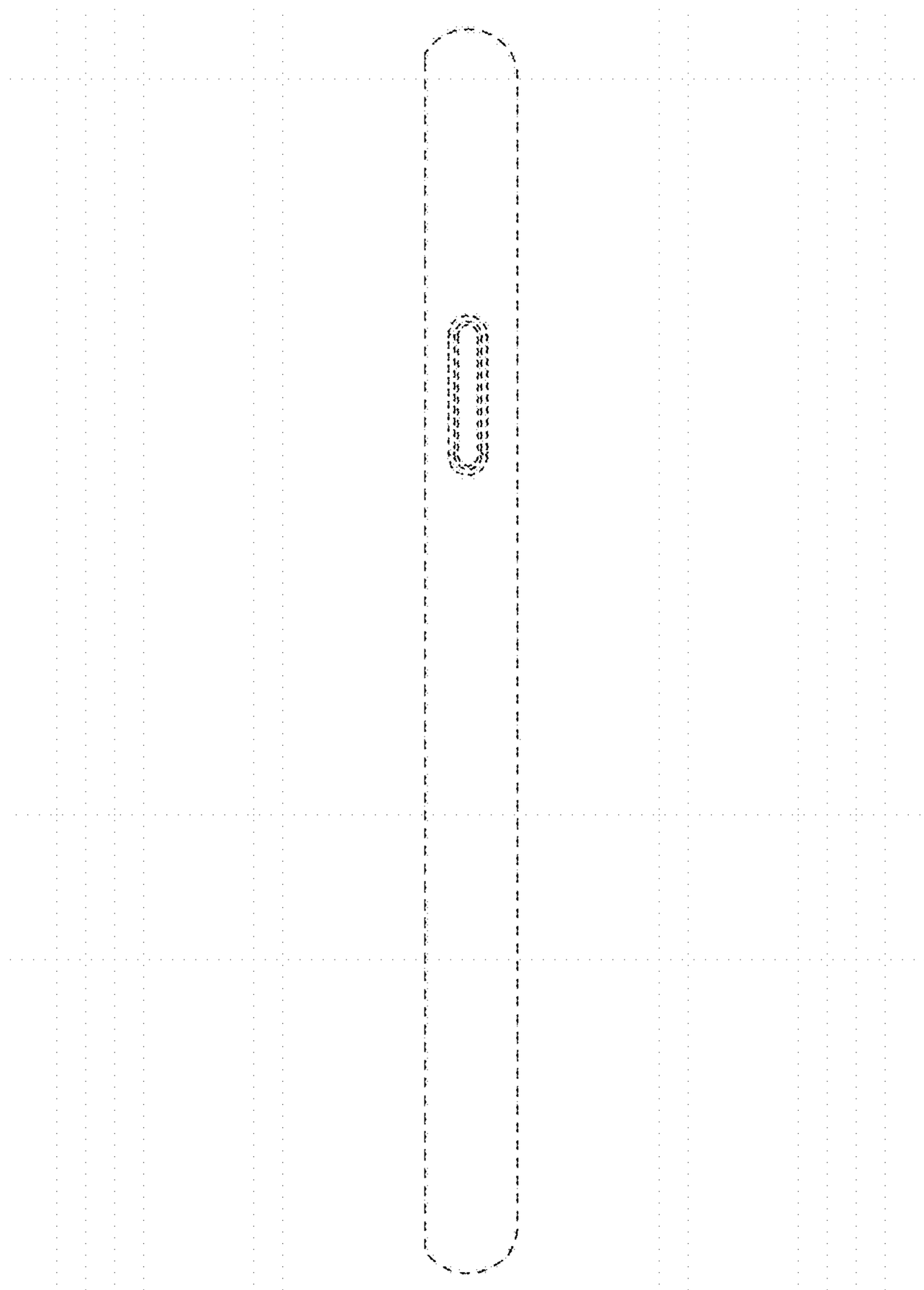

FIG. 7

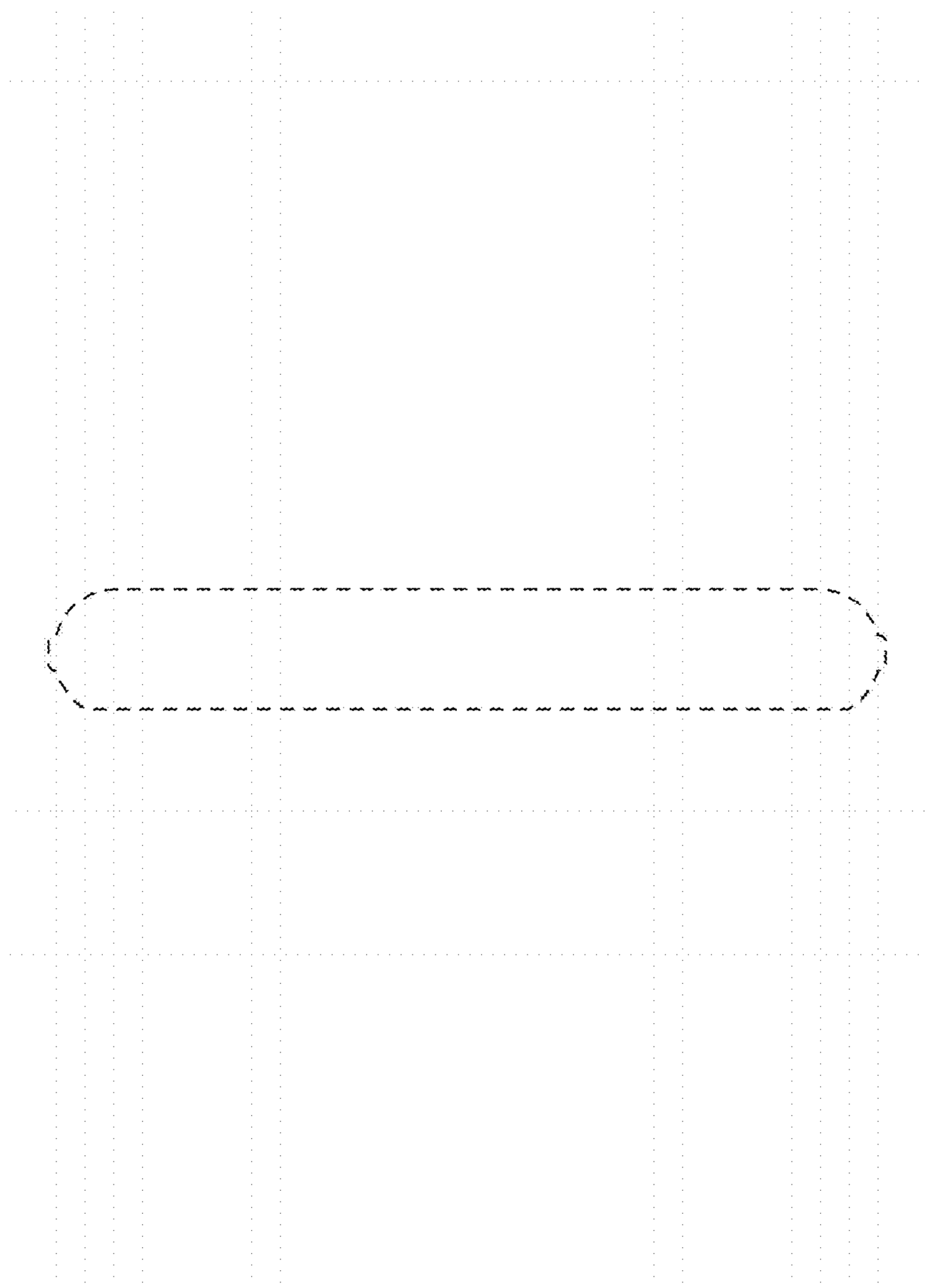
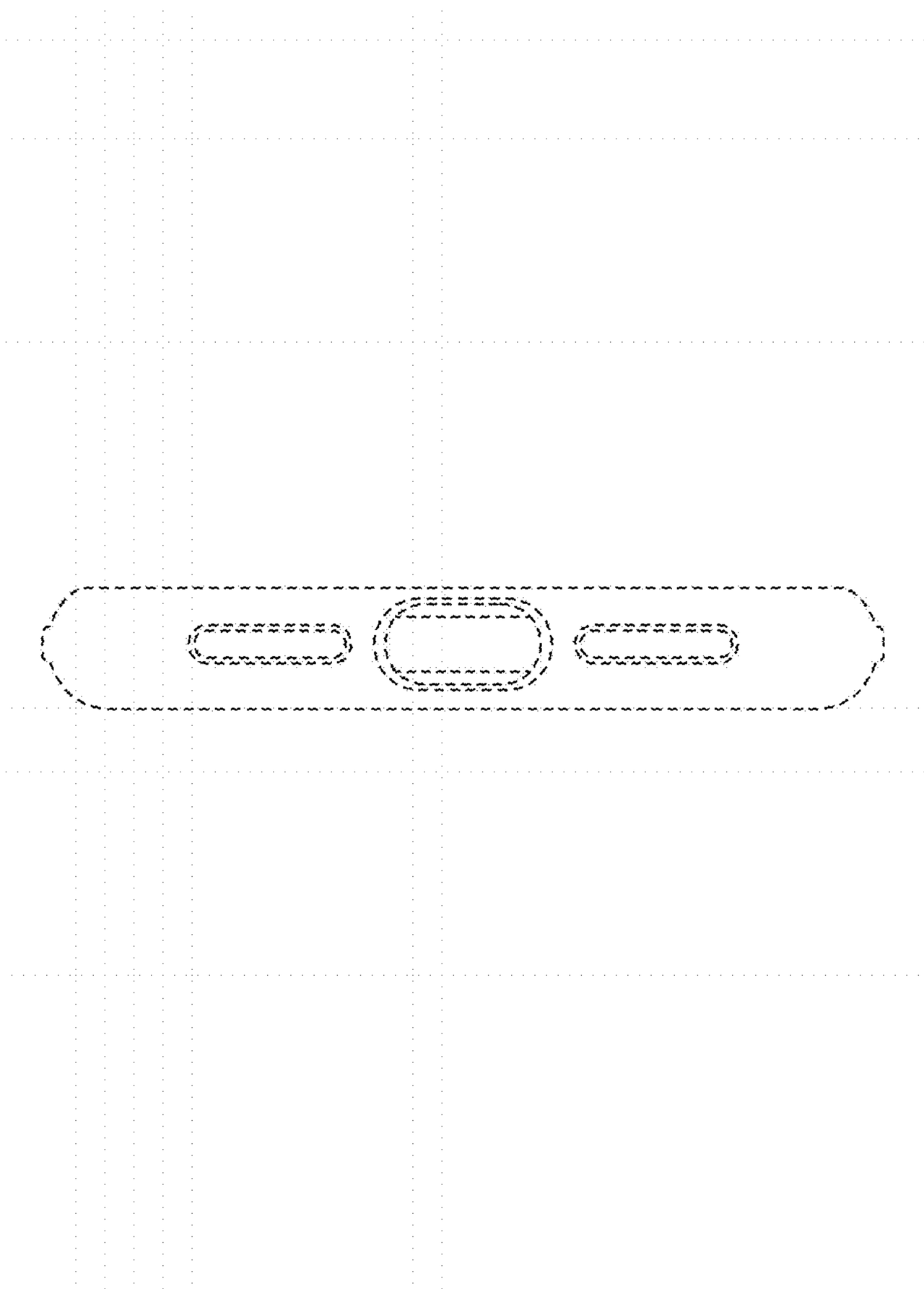
FIG. 8