



US00D870085S

(12) **United States Design Patent**
Zhang

(10) **Patent No.:** **US D870,085 S**

(45) **Date of Patent:** **** Dec. 17, 2019**

(54) **SIGNAL AMPLIFIER FOR MOBILE PHONE**

(71) Applicant: **Shenzhen Fuzhixing Electronics Co., Ltd.**, Shenzhen (CN)

(72) Inventor: **Fumin Zhang**, Shenzhen (CN)

(**) Term: **15 Years**

(21) Appl. No.: **29/629,912**

(22) Filed: **Dec. 18, 2017**

(51) **LOC (12) Cl.** **14-01**

(52) **U.S. Cl.**

USPC **D14/243**; D14/188

(58) **Field of Classification Search**

USPC D14/162, 167–169, 175, 179, 188,
D14/194–198, 217, 257, 265, 299, 496,
D14/230, 240–243

CPC B60R 11/0217; G06F 1/1688; G10K 9/22;
G10K 11/004; H03F 1/327; H04M 1/03;
H04M 1/035; H04N 5/642; H04N
21/4852; H04R 1/02; H04R 1/06; H04R
1/021; H04R 1/025; H04R 1/026; H04R
1/028; H04R 1/105; H04R 1/323; H04R
1/403; H04R 1/2803; H04R 1/2834;
H04R 5/02; H04R 7/20; H04R 9/06;
H04R 9/025; H04R 2201/021; H04R
2400/00; H04R 2400/07; H04R 2499/11;
H04R 2400/13; H04R 2400/15; H04S
3/00; H04S 7/30

See application file for complete search history.

(56) **References Cited**

U.S. PATENT DOCUMENTS

D255,882 S * 7/1980 Kim D10/121
D269,267 S * 6/1983 Brown D14/243

D305,230 S * 12/1989 Math D14/358
D396,720 S * 8/1998 Yuyama D14/188
D475,989 S * 6/2003 Hussaini D14/197
D534,150 S * 12/2006 Griffin D14/155
D548,723 S * 8/2007 Mizokawa D14/188
D615,929 S * 5/2010 Maurer D13/110
D626,953 S * 11/2010 Wilson D14/252
D627,069 S * 11/2010 Mehlsen D14/155
D627,330 S * 11/2010 Otsuka D14/192
D658,154 S * 4/2012 Durocher D14/188
D789,358 S * 6/2017 Yang D14/356
D804,535 S * 12/2017 Gardner D14/496

* cited by examiner

Primary Examiner — Keli L Hill

(74) *Attorney, Agent, or Firm* — Novoclaims Patent Services LLC; Mei Lin Wong

(57) **CLAIM**

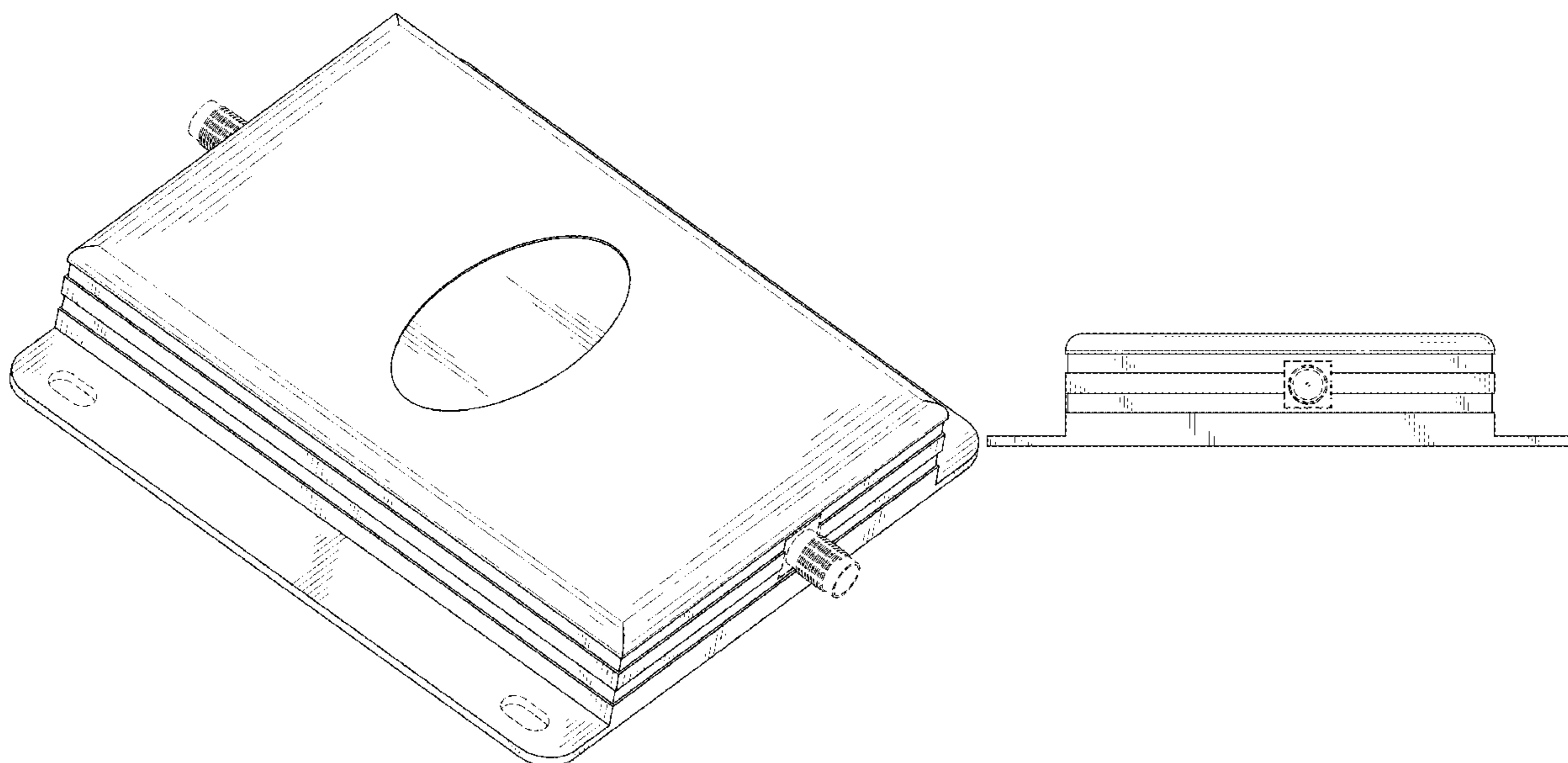
The ornamental design for a signal amplifier for mobile phone, as shown and described.

DESCRIPTION

FIG. 1 is a front perspective view of a signal amplifier for mobile phone showing my new design;
FIG. 2 is a rear perspective view thereof;
FIG. 3 is a front view thereof;
FIG. 4 is a rear view thereof;
FIG. 5 is a left side view thereof;
FIG. 6 is a right side view thereof;
FIG. 7 is a top view thereof; and,
FIG. 8 is a bottom view thereof.

The broken lines in the drawings represent unclaimed environmental subject matter that forms no part of the claim.

1 Claim, 8 Drawing Sheets



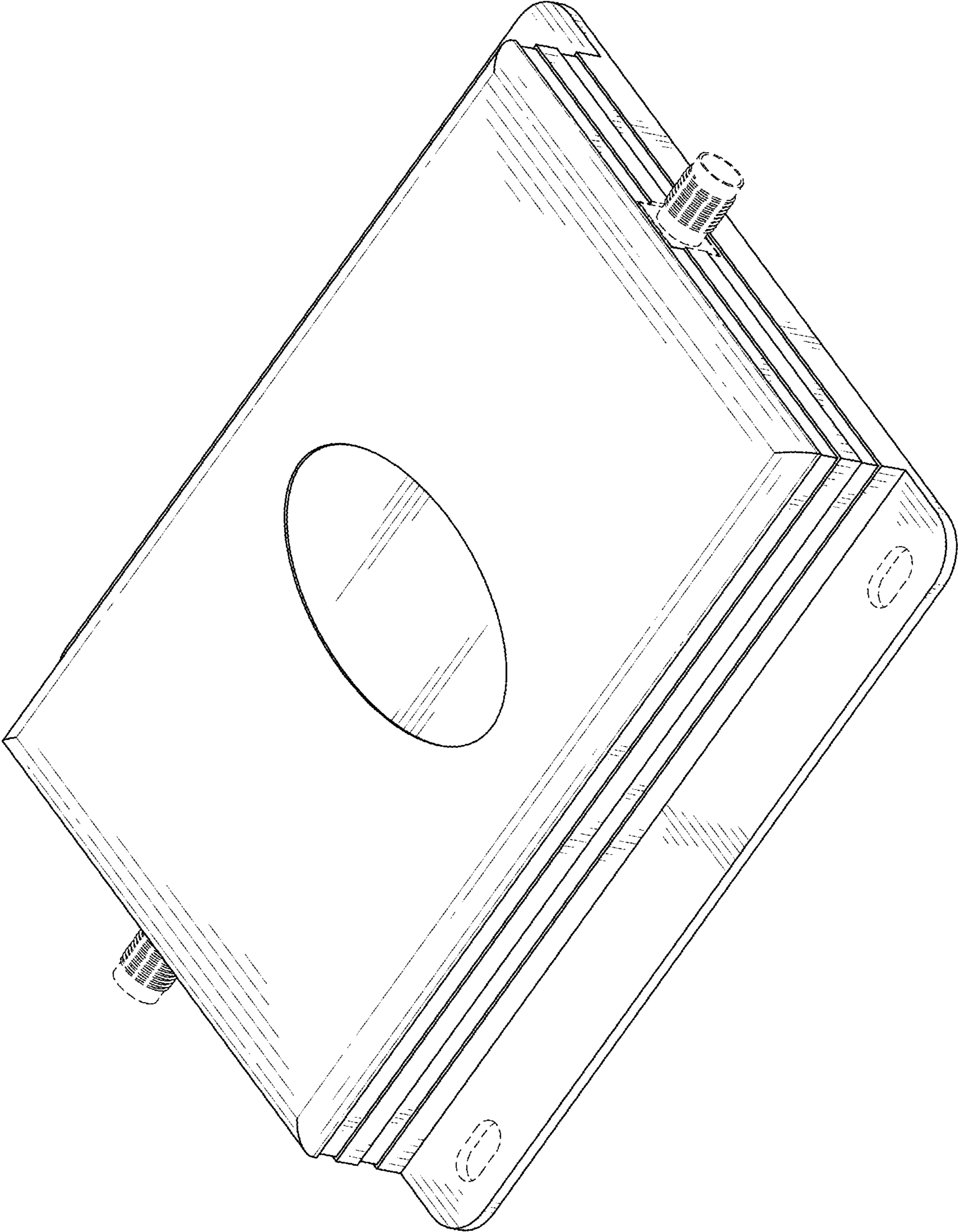


FIG. 1

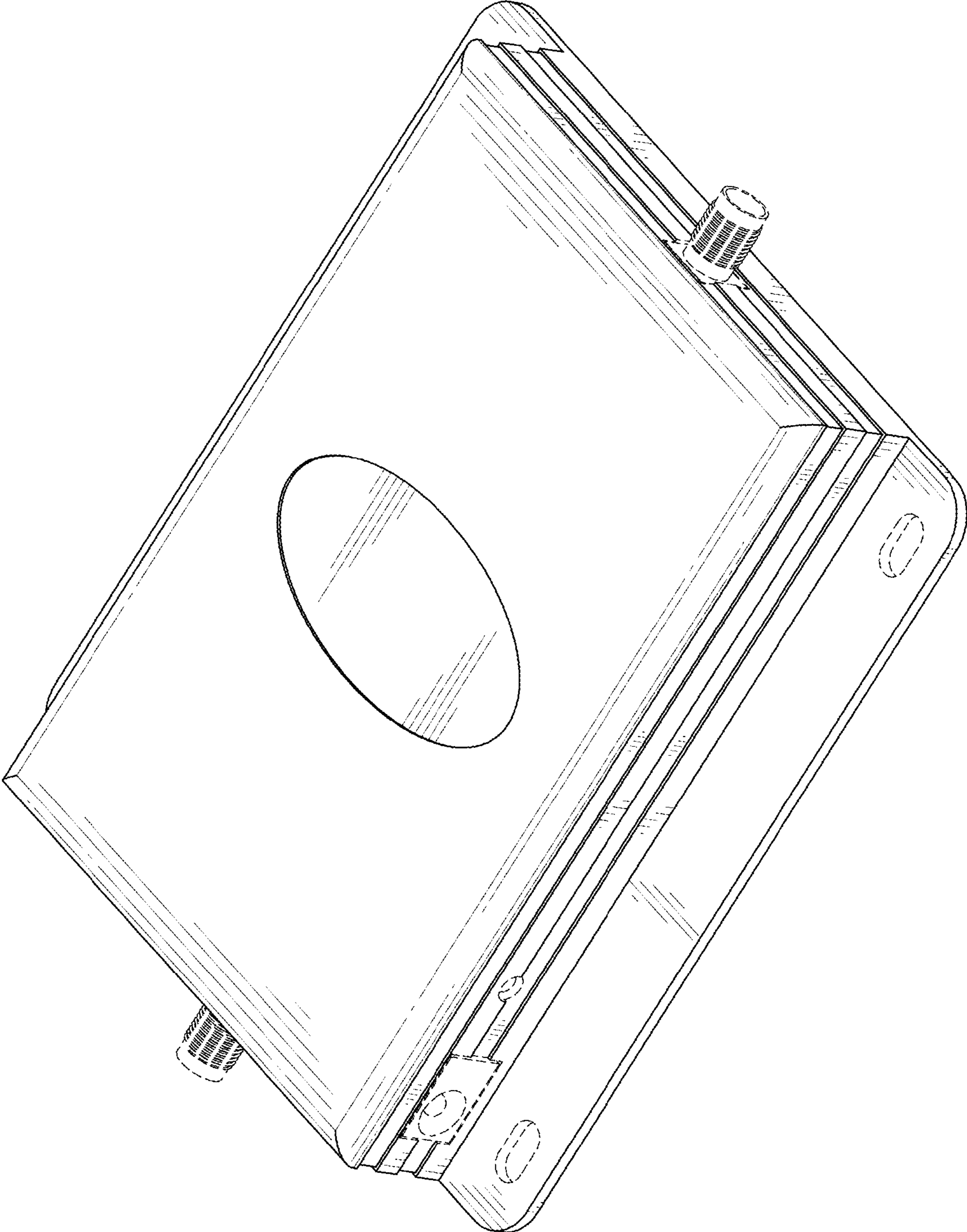


FIG. 2

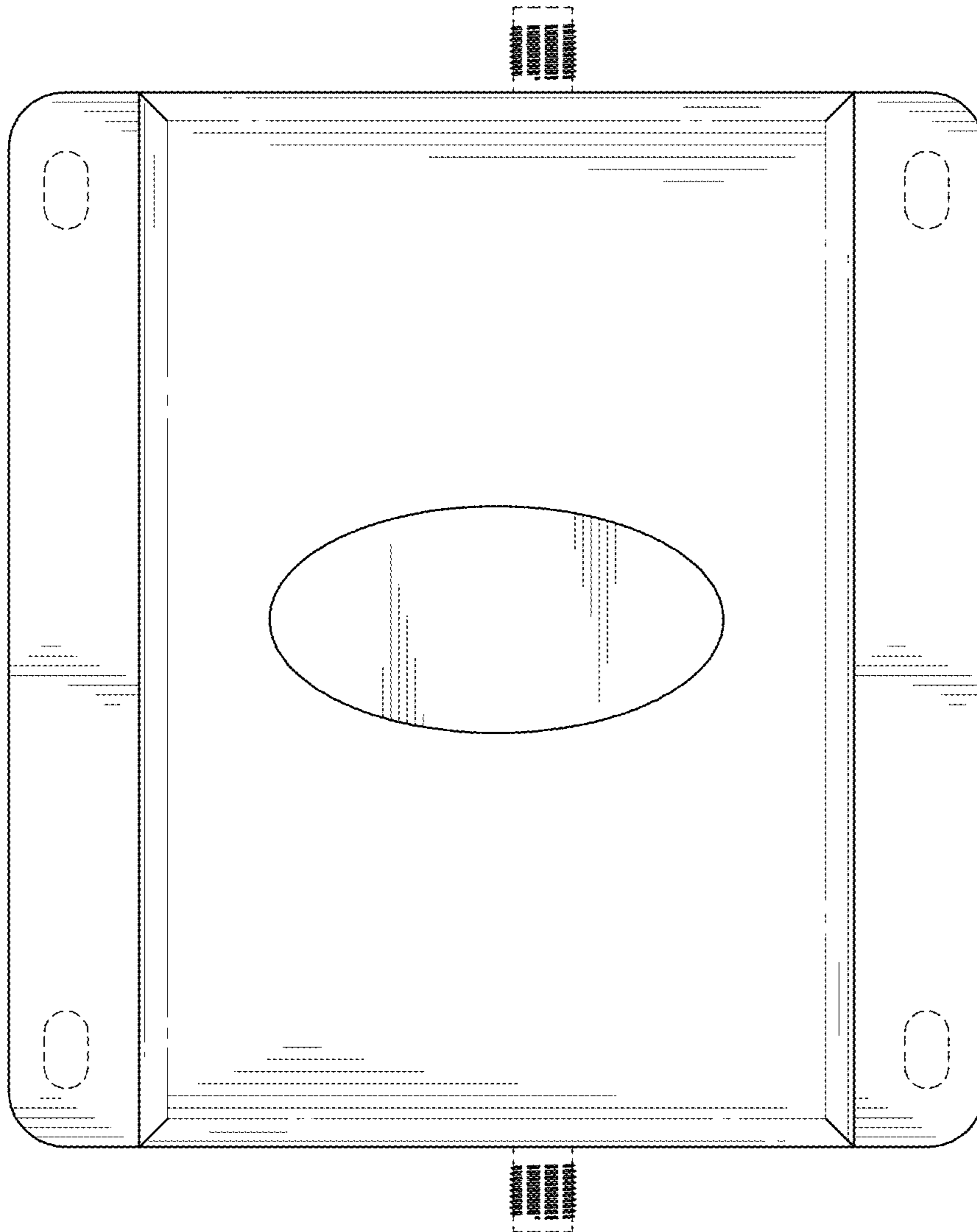


FIG. 3




FIG. 4




FIG. 5




FIG. 6

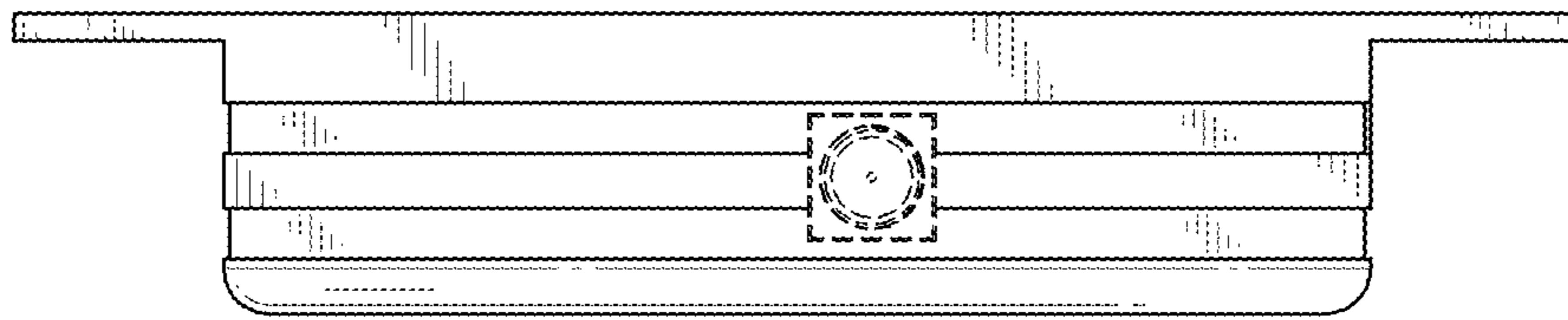


FIG. 7

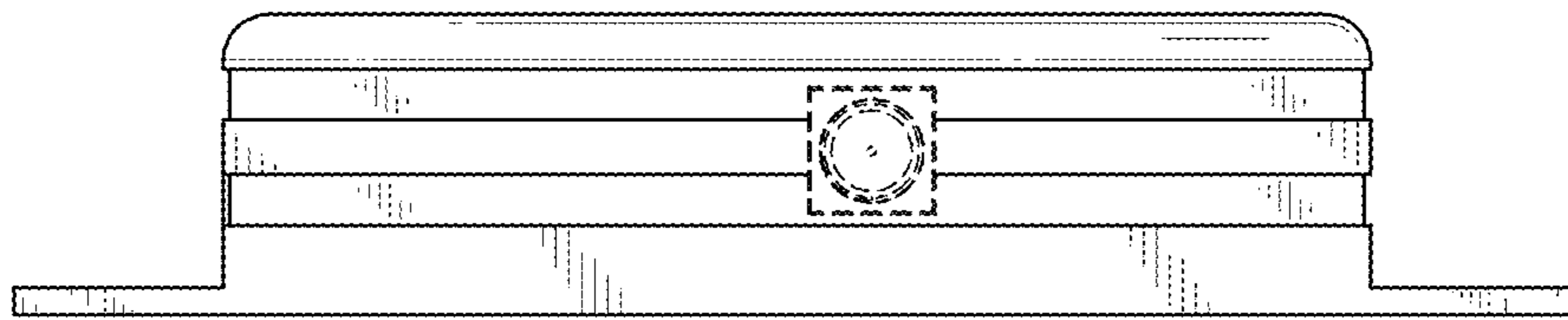


FIG. 8