



US00D870084S

(12) **United States Design Patent** (10) **Patent No.:** **US D870,084 S**  
**Tabata et al.** (45) **Date of Patent:** **\*\* Dec. 17, 2019**

(54) **MODEM**

(56) **References Cited**

(71) Applicant: **YOKOGAWA ELECTRIC CORPORATION**, Tokyo (JP)  
 (72) Inventors: **Hiroki Tabata**, Musashino (JP); **Naoto Takano**, Musashino (JP)

U.S. PATENT DOCUMENTS

D355,656 S *	2/1995	Coppersmith	.....	D14/217
D460,756 S *	7/2002	Allen, Jr.	.....	D14/341
D478,075 S *	8/2003	Hayes	.....	D14/343
D521,001 S *	5/2006	Xiao	.....	D14/356
D528,542 S *	9/2006	Luminosu	.....	D14/346
D541,272 S *	4/2007	Wang	.....	D14/356
D575,775 S *	8/2008	Sekine	.....	D13/137.3
D581,928 S *	12/2008	Tsuchiya	.....	D14/363
D638,012 S *	5/2011	Tian	.....	D14/341
D658,647 S *	5/2012	Tsai	.....	D14/356
D755,184 S *	5/2016	Uranga	.....	D14/433
D783,582 S *	4/2017	Moon	.....	D14/240
D837,216 S *	1/2019	Bagley	.....	D14/433

(\*\*) Term: **15 Years**  
 (21) Appl. No.: **35/505,964**  
 (22) Filed: **Apr. 27, 2018**

(80) **Hague Agreement Data**

Int. Filing Date: **Apr. 27, 2018**  
 Int. Reg. No.: **DM/102128**  
 Int. Reg. Date: **Apr. 27, 2018**  
 Int. Reg. Pub. Date: **Nov. 2, 2018**

(51) **LOC (12) Cl.** ..... **14-03**  
 (52) **U.S. Cl.**  
 USPC ..... **D14/242**

(58) **Field of Classification Search**  
 USPC ..... D14/126, 127, 140.7-140.9, 159, 233,  
 D14/240, 242, 265, 300, 336, 341-345,  
 D14/348, 356, 358-363, 371, 374-376,  
 D14/388, 433; D13/184; D21/329, 515  
 CPC ..... H04N 21/6118; H04N 21/6168; H04N  
 21/42676; G06F 1/163; G06F 1/1601;  
 G06F 1/1626; G06F 1/1654; G02F  
 1/133308; H04B 2001/3855; A63B  
 24/0006

See application file for complete search history.

\* cited by examiner

*Primary Examiner* — George D. Kirschbaum  
*Assistant Examiner* — Richard Kearney

(57) **CLAIM**

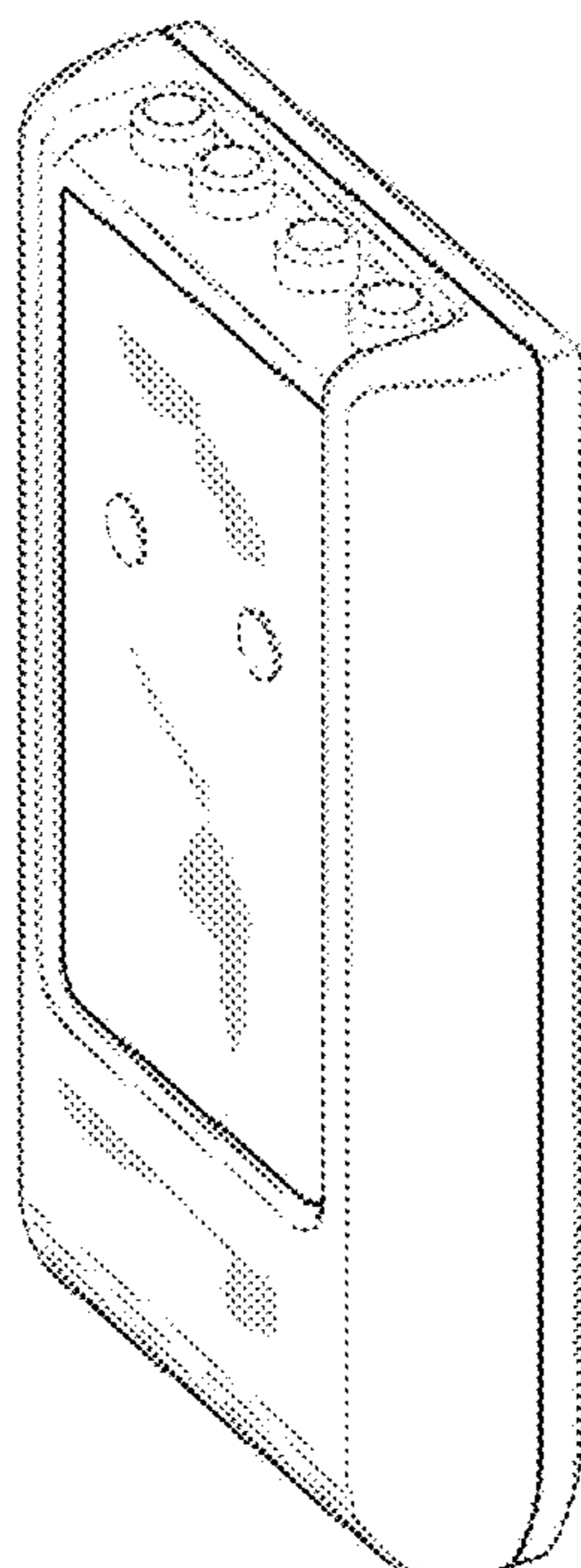
The ornamental design for a modem, as shown and described.

**DESCRIPTION**

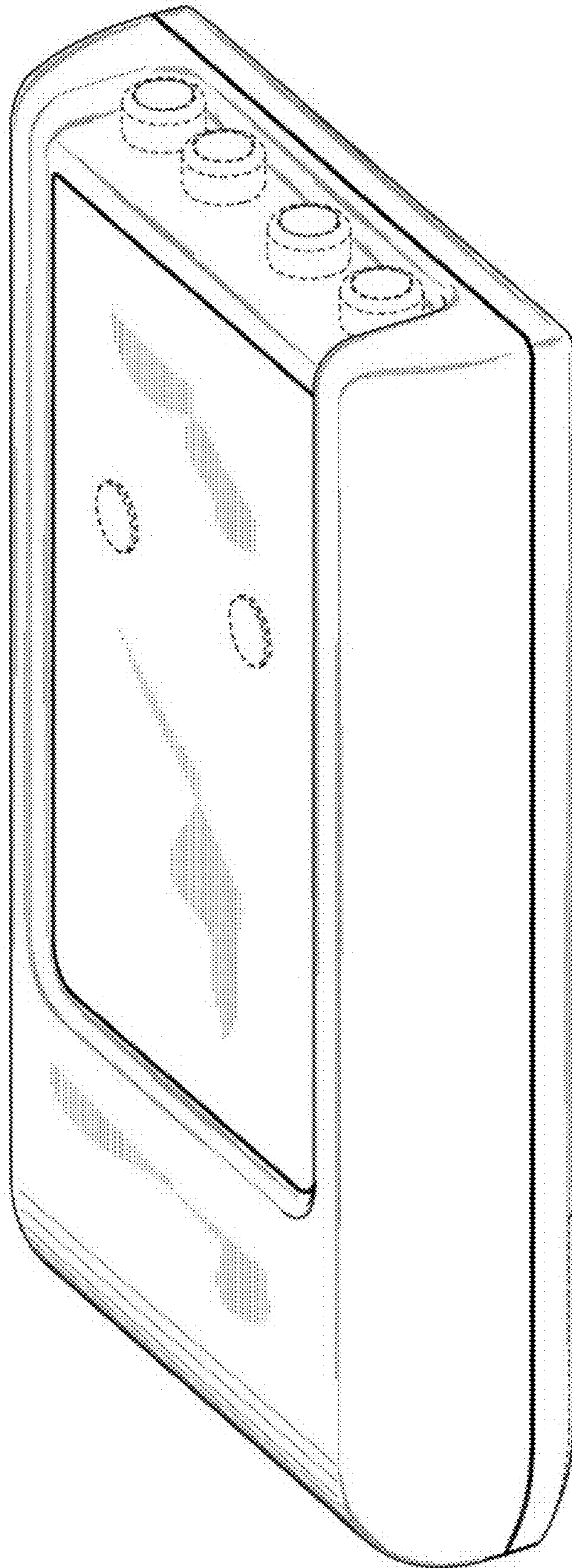
- 1. Modem
- 1.1 : Perspective
- 1.2 : Front
- 1.3 : Back
- 1.4 : Top
- 1.5 : Bottom
- 1.6 : Right
- 1.7 : Left

The broken lines shown in the drawings illustrate portions of the modem that form no part of the claimed design.

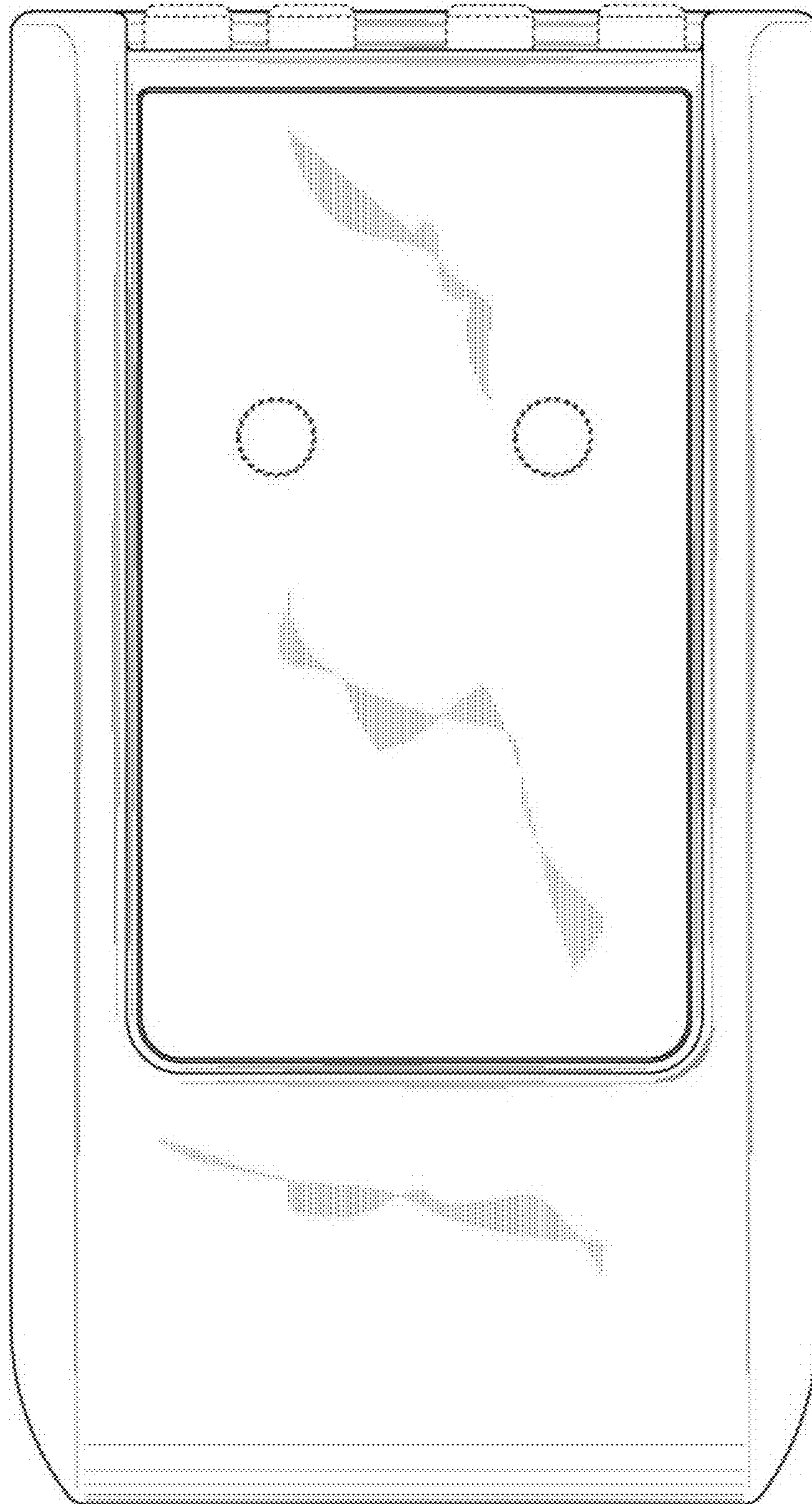
**1 Claim, 7 Drawing Sheets**



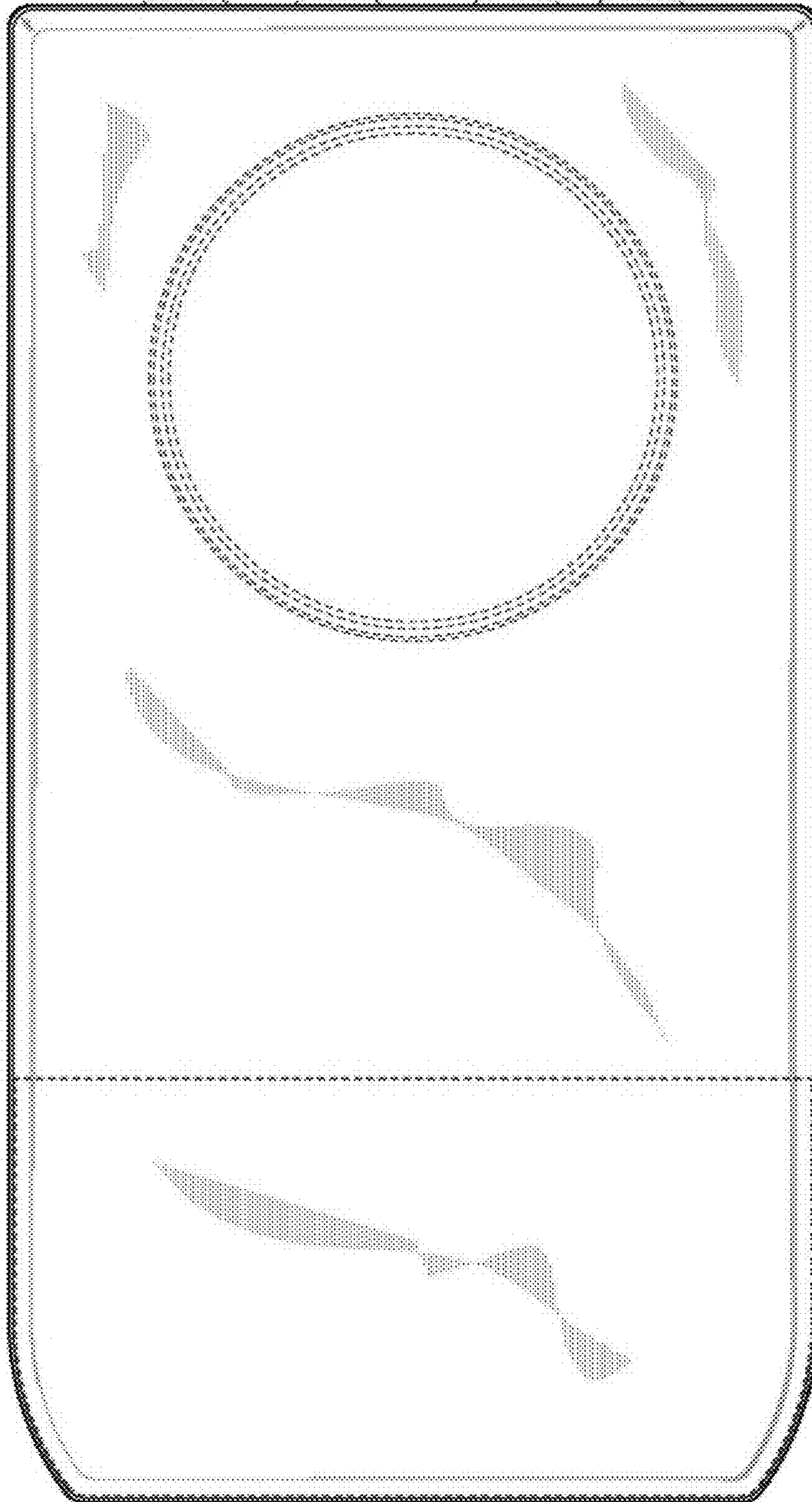
1.1



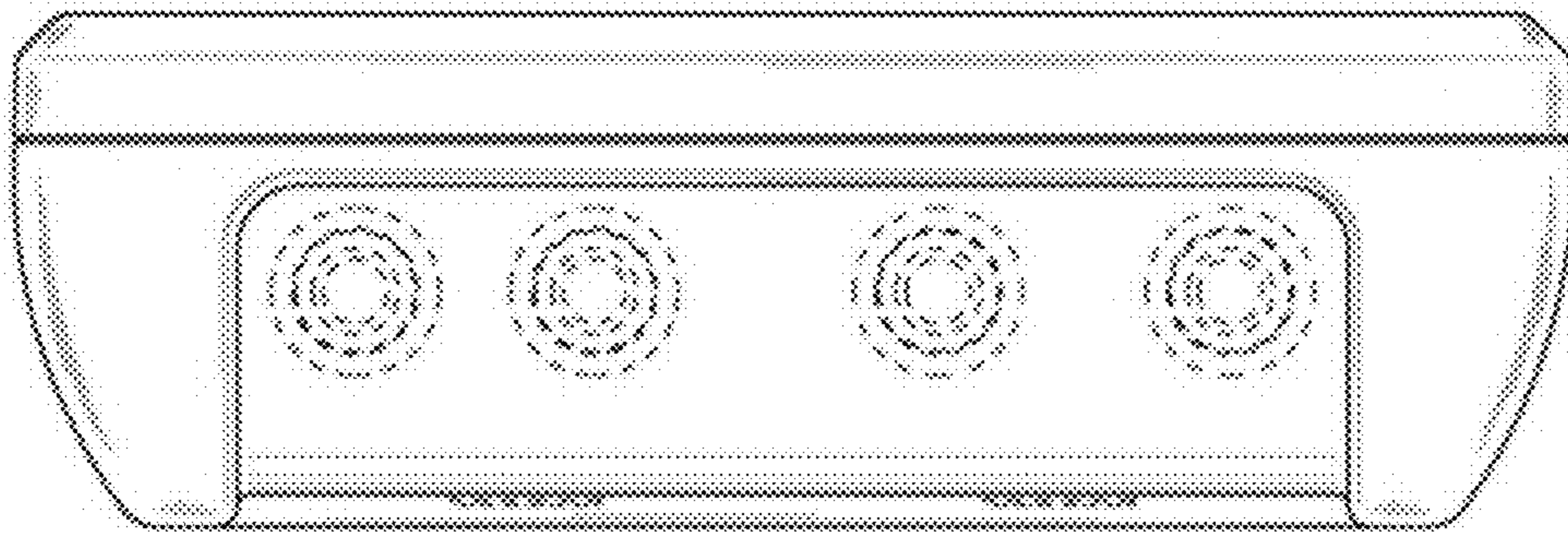
1.2



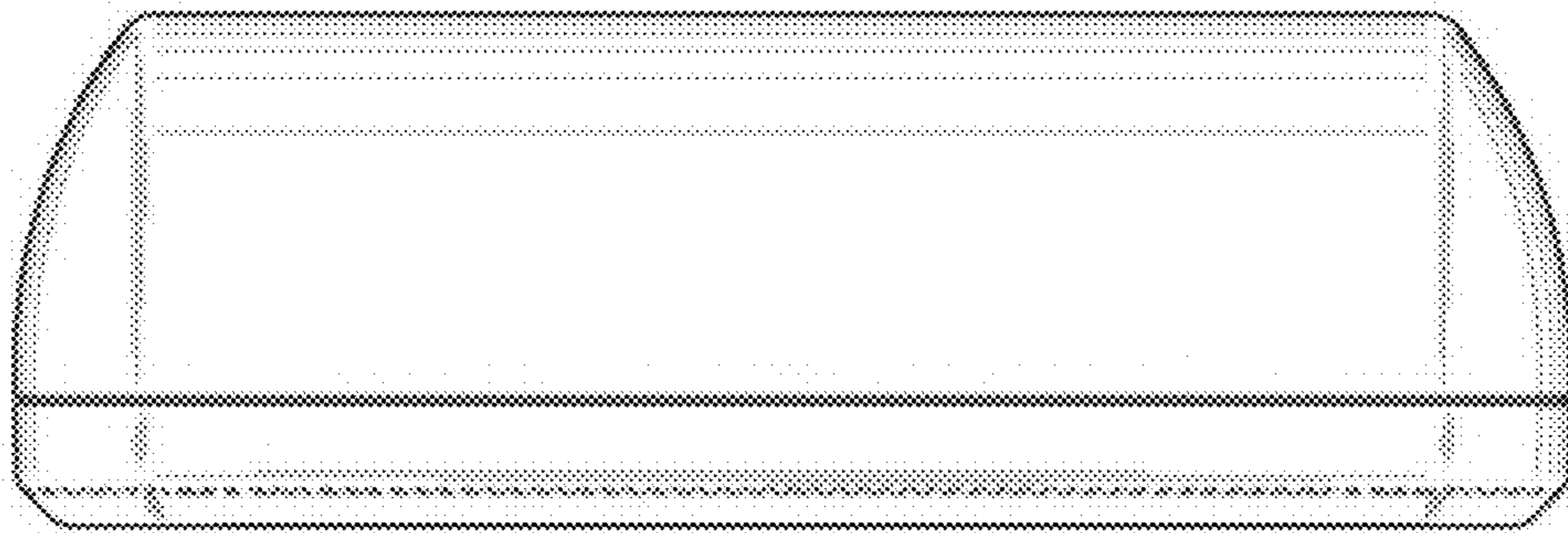
1.3




1.4



1.5



1.6



1.7

