



US00D870082S

(12) **United States Design Patent** (10) **Patent No.:** **US D870,082 S**  
**Laine et al.** (45) **Date of Patent:** **\*\* Dec. 17, 2019**

(54) **WALL MOUNT FOR AN AUDIO DEVICE**

(71) Applicant: **Sonos, Inc.**, Santa Barbara, CA (US)

(72) Inventors: **Aki Laine**, Santa Barbara, CA (US);  
**Edward Mitchell**, Thousand Oaks, CA (US); **Philippe Vossel**, Wuppertal (DE)

(73) Assignee: **Sonos, Inc.**, Santa Barbara, CA (US)

(\*\*) Term: **15 Years**

(21) Appl. No.: **29/649,645**

(22) Filed: **May 31, 2018**

(51) **LOC (12) Cl.** ..... **14-01**

(52) **U.S. Cl.**  
USPC ..... **D14/224**

(58) **Field of Classification Search**  
USPC ... D14/204, 209, 209.1, 210, 211, 217, 221,  
D14/222, 224, 224.1, 155, 137, 229, 251,  
D14/168, 149, 253, 466; D8/373, 380,  
D8/352, 353, 354, 349, 371  
CPC ..... G10G 5/00; H04R 1/1091; H04R 1/1075;  
F16M 11/22; A47F 2007/0085; A47F  
7/146; A47F 7/00; A47F 7/0028; A47F  
7/0035; A47F 7/0042; A47F 5/04; A47F  
5/05; B65D 85/42; A47G 25/00; A47G  
25/10; A47J 47/16

See application file for complete search history.

(56) **References Cited**

**U.S. PATENT DOCUMENTS**

D535,985 S \* 1/2007 Sergi ..... D14/238  
D599,194 S \* 9/2009 Meyer ..... D8/354  
D646,840 S \* 10/2011 Polka ..... D26/138  
8,235,341 B2 \* 8/2012 Taylor ..... F16M 11/10  
248/201  
D682,079 S \* 5/2013 Chou ..... D8/380  
D735,170 S \* 7/2015 Colvin ..... D12/223

D770,962 S \* 11/2016 Badillo ..... D12/223  
9,699,924 B2 \* 7/2017 Hagen ..... H05K 5/0204  
D829,196 S \* 9/2018 Kim ..... D14/238  
D853,377 S \* 7/2019 Crandon ..... D14/253

**OTHER PUBLICATIONS**

Sonos Wall Mount for all-new Sonos Beam Sound bar, posted Jun. 13, 2018 [online], retrieved Jul. 30, 2019, retrieved from internet , <https://www.amazon.com/Sonos-Wall-Mount-all-new-Sound/dp/B07DJ265YC>.\*

“Cotytech Speaker Shelf SP-OS07”, Cotytech, Oct. 14, 2013, retrieved from <https://www.cotytech.com/speaker-shelf-for-wall-medium-surround-type-sp-os07> on Sep. 26, 2019, 5 pgs.

“Sanus On-Wall AV Shelf VMA401”, Sanus, Mar. 28, 2012, retrieved from [https://www.sanus.com/en\\_US/products/accessories/vma401/](https://www.sanus.com/en_US/products/accessories/vma401/) on Sep. 26, 2019, 4 pgs.

\* cited by examiner

*Primary Examiner* — Michelle E. Wilson

*Assistant Examiner* — Messina L Smith

(74) *Attorney, Agent, or Firm* — KPPB LLP

(57) **CLAIM**

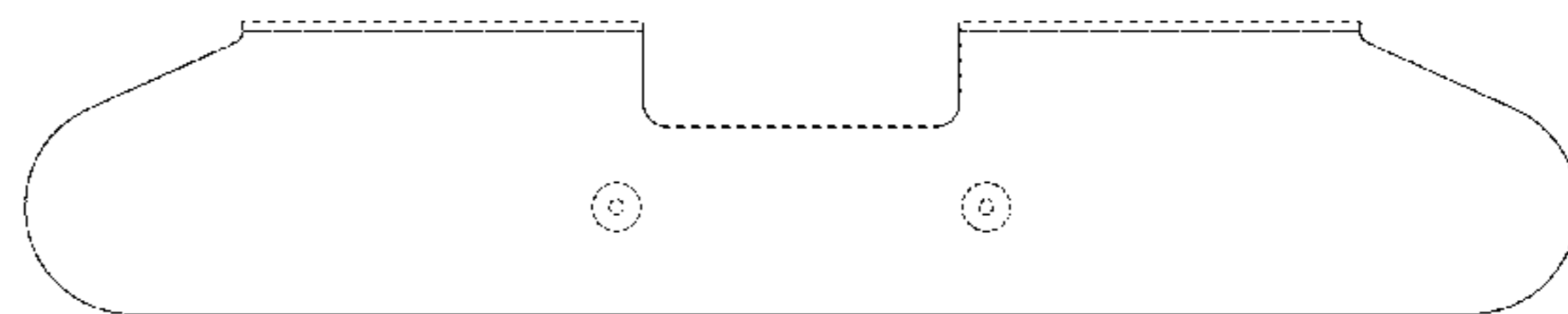
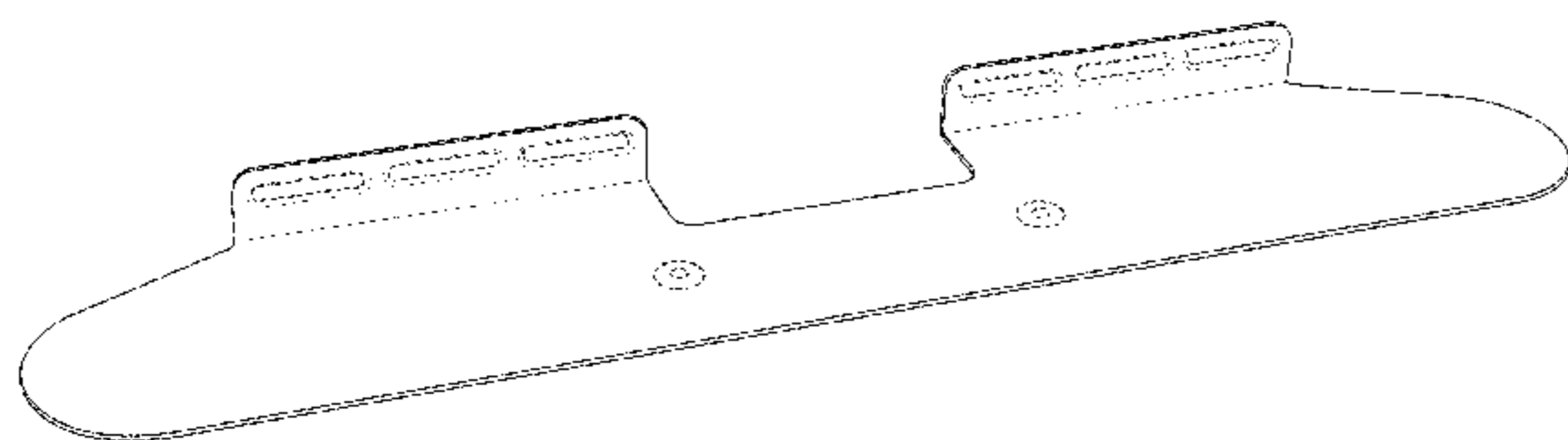
The ornamental design for a wall mount for an audio device, as shown and described.

**DESCRIPTION**

FIG. 1 is a perspective view of a wall mount for an audio device, showing the new design;  
FIG. 2 is a top plan view thereof;  
FIG. 3 is a bottom plan view thereof;  
FIG. 4 is a front elevation view thereof;  
FIG. 5 is a rear elevation view thereof;  
FIG. 6 is a side view thereof; and,  
FIG. 7 is another side view thereof.

The broken lines shown in the drawings depict portions of the wall mount for an audio device that form no part of the claimed design.

**1 Claim, 5 Drawing Sheets**



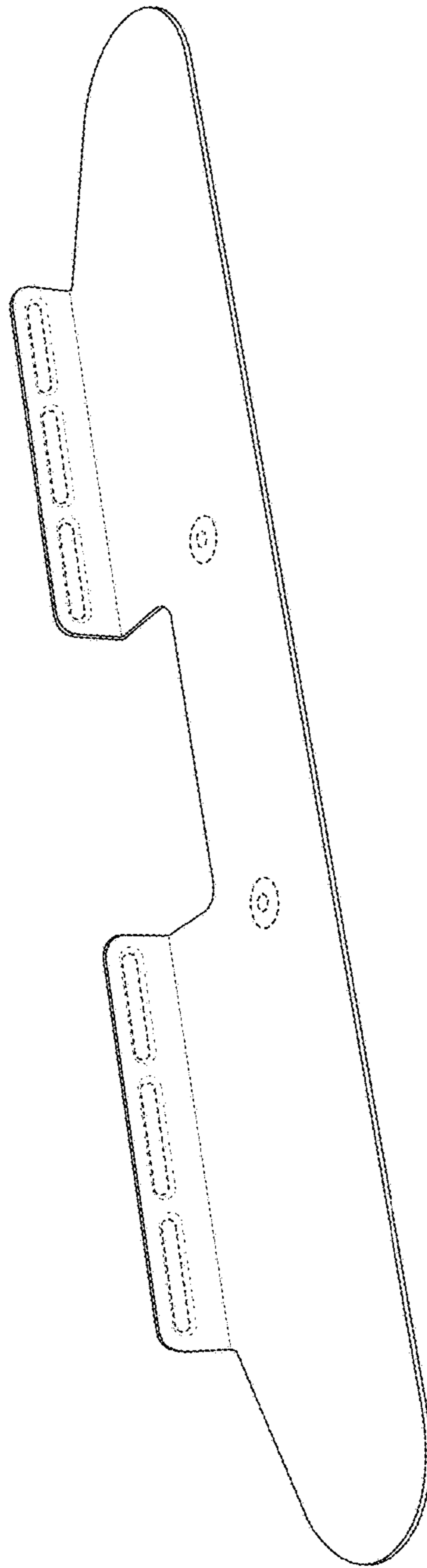


FIG. 1

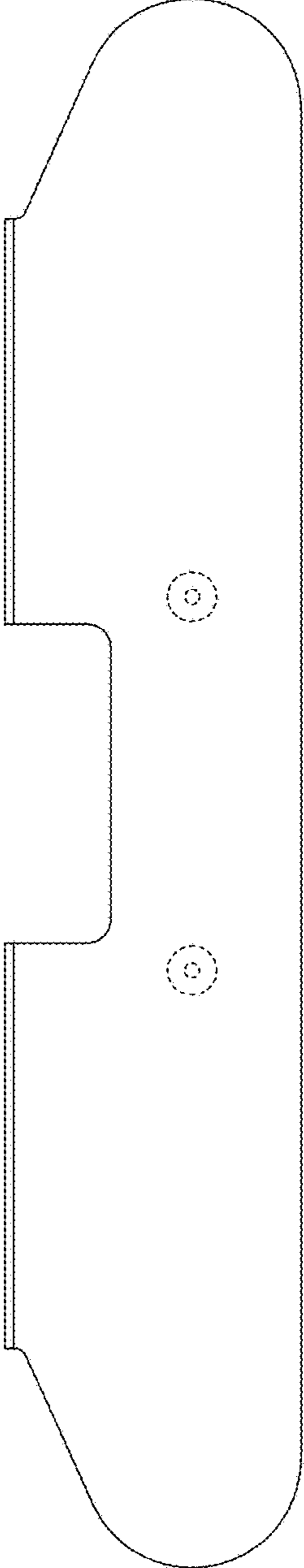


FIG. 2

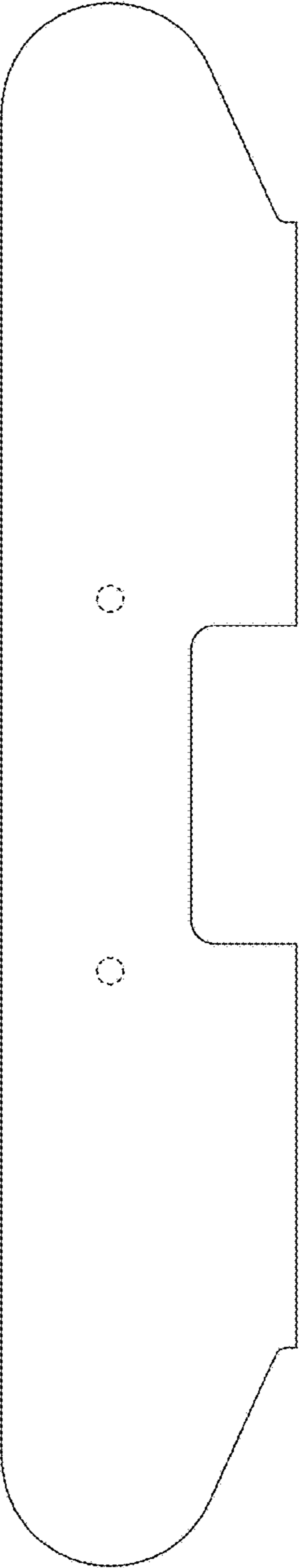


FIG. 3

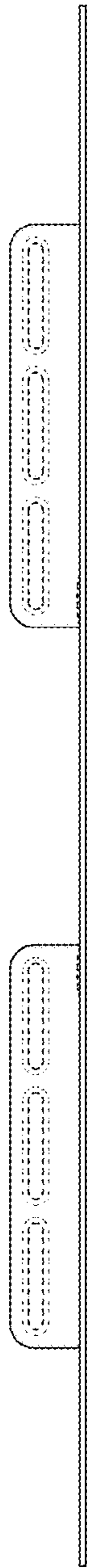


FIG. 4



FIG. 5

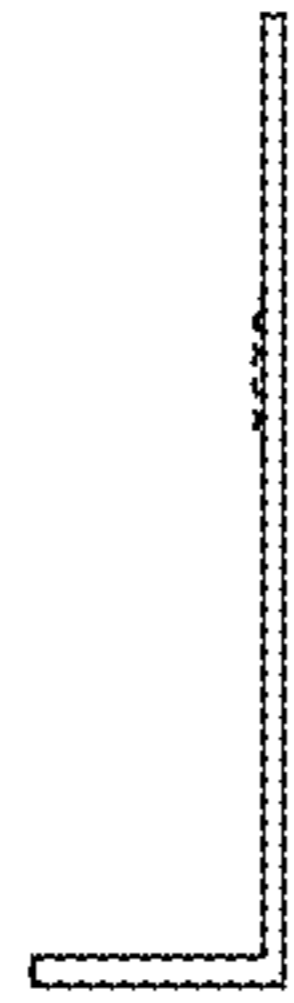


FIG. 6



FIG. 7