



US00D870055S

(12) **United States Design Patent** (10) **Patent No.:** **US D870,055 S**  
**Deyaf et al.** (45) **Date of Patent:** **\*\* Dec. 17, 2019**

(54) **CONTROL BOX**

D826,758 S \* 8/2018 Deyaf ..... D10/106.1  
D826,759 S \* 8/2018 Deyaf ..... D10/106.1  
D826,760 S \* 8/2018 Deyaf ..... D10/106.1

(71) Applicant: **SpeedTech Lights, Inc.**, Buda, TX  
(US)

OTHER PUBLICATIONS

(72) Inventors: **Malik Deyaf**, Buda, TX (US); **Mostafa Abdallah**, Buda, TX (US)

STL speedtech Light Striker ; prior to Aug. 8, 2017; 1 pg.;  
[https://www.google.com/search?q=SpeedTech+Lights%2C+Inc.&hl=en&biw=1536&bih=813&source=Int&tbs=cdr%3A1%2Ccd\\_min%3A%2Ccd\\_max%3A8%2F8%2F2017&tbm=isch#imgsrc=GvjfYPSol0lc8M:&spf=1562353432165.\\*](https://www.google.com/search?q=SpeedTech+Lights%2C+Inc.&hl=en&biw=1536&bih=813&source=Int&tbs=cdr%3A1%2Ccd_min%3A%2Ccd_max%3A8%2F8%2F2017&tbm=isch#imgsrc=GvjfYPSol0lc8M:&spf=1562353432165.*)

(73) Assignee: **SpeedTech Lights, Inc.**, Buda, TX  
(US)

911Signal Switch Panels Boxes; prior to Aug. 8, 2017; 1 pg.;  
[https://www.google.com/search?hl=en&biw=1536&bih=813&tbs=cdr%3A1%2Ccd\\_max%3A8%2F8%2F2017&tbm=isch&sa=1&ei=GJ8fXamaC-eOggferq2YBg&q=switch+boxes+for+light+bars&oq=switch+boxes+for+&gs\\_l=img.1.0.0i24.459650.475456..479097...9.0..0.87.2161.37.....0...1.\\*](https://www.google.com/search?hl=en&biw=1536&bih=813&tbs=cdr%3A1%2Ccd_max%3A8%2F8%2F2017&tbm=isch&sa=1&ei=GJ8fXamaC-eOggferq2YBg&q=switch+boxes+for+light+bars&oq=switch+boxes+for+&gs_l=img.1.0.0i24.459650.475456..479097...9.0..0.87.2161.37.....0...1.*)

(\*\*) Term: **15 Years**

StrobesN More Switches and Controllers; prior to Aug. 8, 2017; 1 pg.;  
[https://www.google.com/search?hl=en&biw=1536&bih=813&tbs=cdr%3A1%2Ccd\\_max%3A8%2F8%2F2017&tbm=isch&sa=1&ei=GJ8fXamaC-eOggferq2YBg&q=switch+boxes+for+light+bars&oq=switch+boxes+for+&gs\\_l=img.1.0.0i24.459650.475456..479097...19.0..0.87.2161.37....\\*](https://www.google.com/search?hl=en&biw=1536&bih=813&tbs=cdr%3A1%2Ccd_max%3A8%2F8%2F2017&tbm=isch&sa=1&ei=GJ8fXamaC-eOggferq2YBg&q=switch+boxes+for+light+bars&oq=switch+boxes+for+&gs_l=img.1.0.0i24.459650.475456..479097...19.0..0.87.2161.37....*)

(21) Appl. No.: **29/659,327**

(22) Filed: **Aug. 8, 2018**

(51) **LOC (12) Cl.** ..... **13-03**

(52) **U.S. Cl.**  
USPC ..... **D13/162**

(58) **Field of Classification Search**  
USPC ..... D13/162, 164, 184; D10/106.1, 106.95;  
D12/174; D14/257, 258; D21/566  
CPC ..... B60Q 1/0076; B60Q 1/2611; H05K 5/00;  
H05K 5/0017; H01H 3/02; H01H 3/12;  
H01H 9/02; H01H 9/0214; H01H 9/0264  
See application file for complete search history.

\* cited by examiner

*Primary Examiner* — Selina Sikder

(56) **References Cited**

U.S. PATENT DOCUMENTS

- 5,296,840 A \* 3/1994 Gieffers ..... G08B 3/10  
340/384.4
- D373,212 S \* 8/1996 Clark ..... D26/74
- D374,693 S \* 10/1996 Osborne ..... D13/168
- 5,831,515 A \* 11/1998 Stewart ..... G08B 3/10  
340/384.4
- D412,678 S \* 8/1999 Smith ..... D10/106.1
- 6,778,078 B1 \* 8/2004 Han ..... G08B 3/10  
340/384.4
- D503,644 S \* 4/2005 Case ..... D10/106.1
- D647,062 S \* 10/2011 Deyaf ..... D13/162
- D689,785 S \* 9/2013 Miller ..... D10/106.1
- D750,573 S \* 3/2016 Deyaf ..... D13/164
- D750,574 S \* 3/2016 Deyaf ..... D13/164
- D768,580 S \* 10/2016 Thompson ..... D13/164

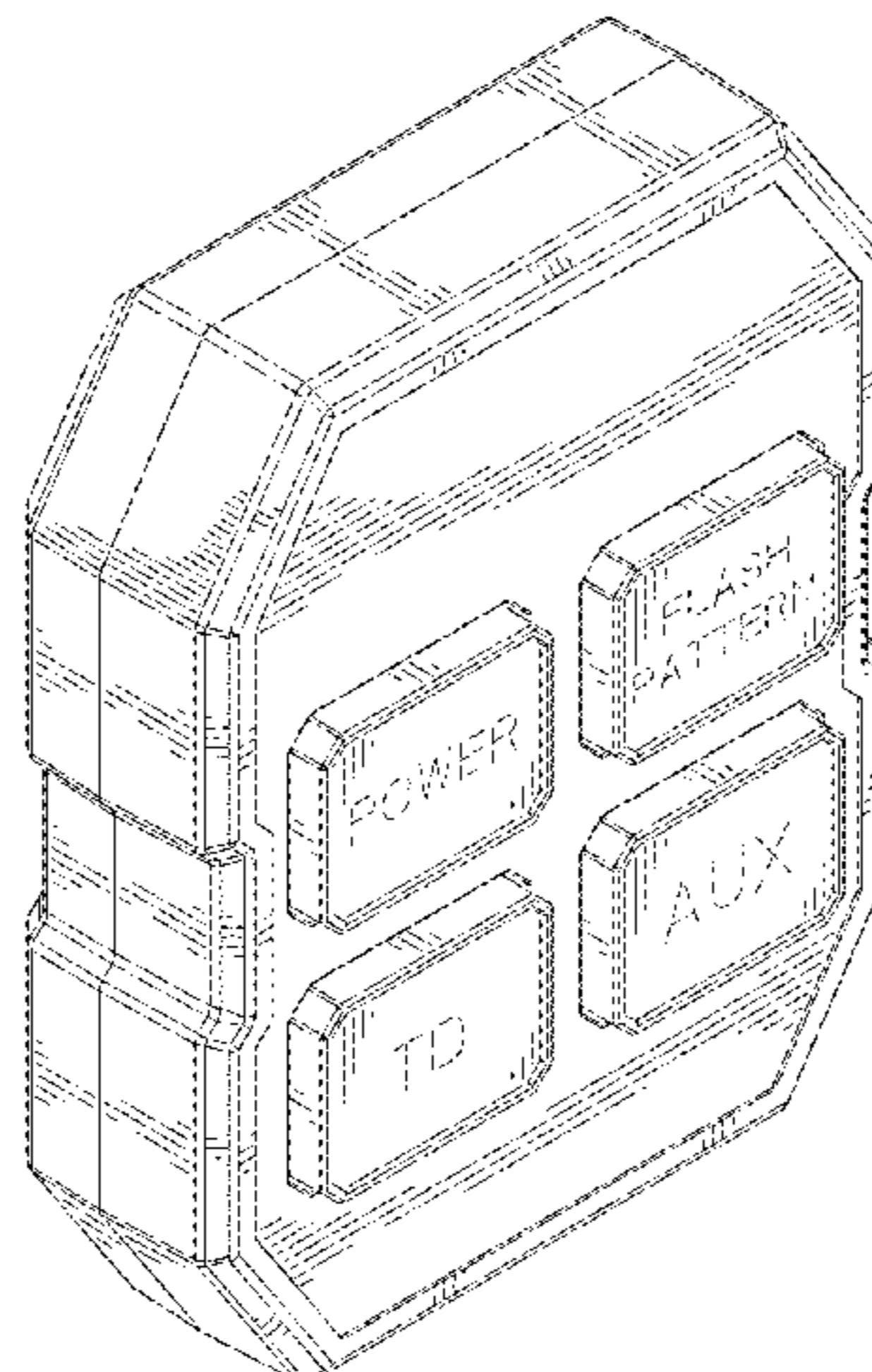
(57) **CLAIM**

The ornamental design for a control box, as shown and described.

**DESCRIPTION**

FIG. 1 is a front perspective view of a control box showing our new design;  
FIG. 2 is a front view thereof;  
FIG. 3 is a back view thereof;  
FIG. 4 is a right side view thereof;  
FIG. 5 is a left side view thereof;  
FIG. 6 is a top view thereof;  
FIG. 7 is a bottom view thereof; and,  
FIG. 8 is a rear perspective view thereof.

(Continued)



The broken lines included illustrate portions of control box that form no part of the claimed design.

**1 Claim, 6 Drawing Sheets**




FIG. 1



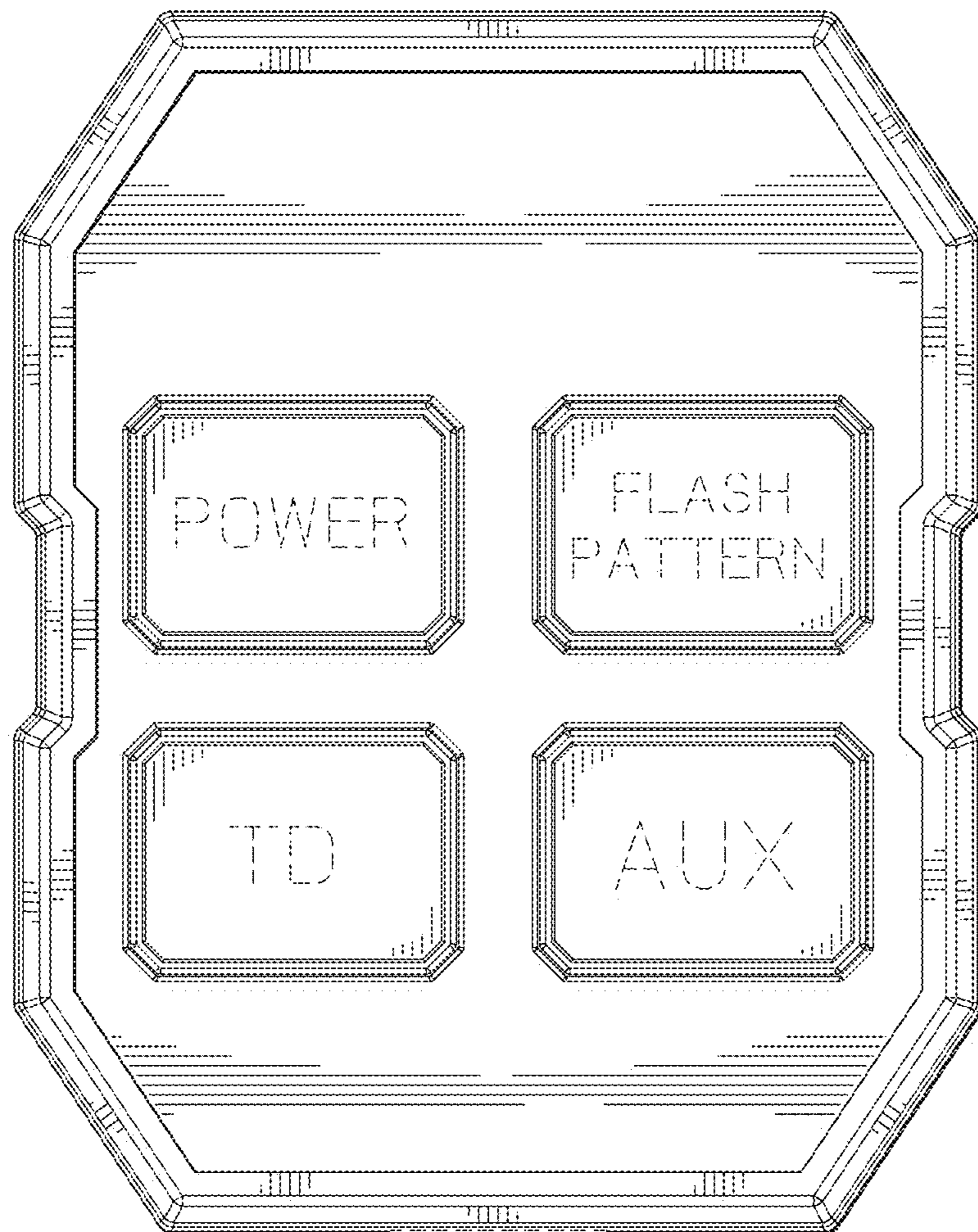


FIG. 2

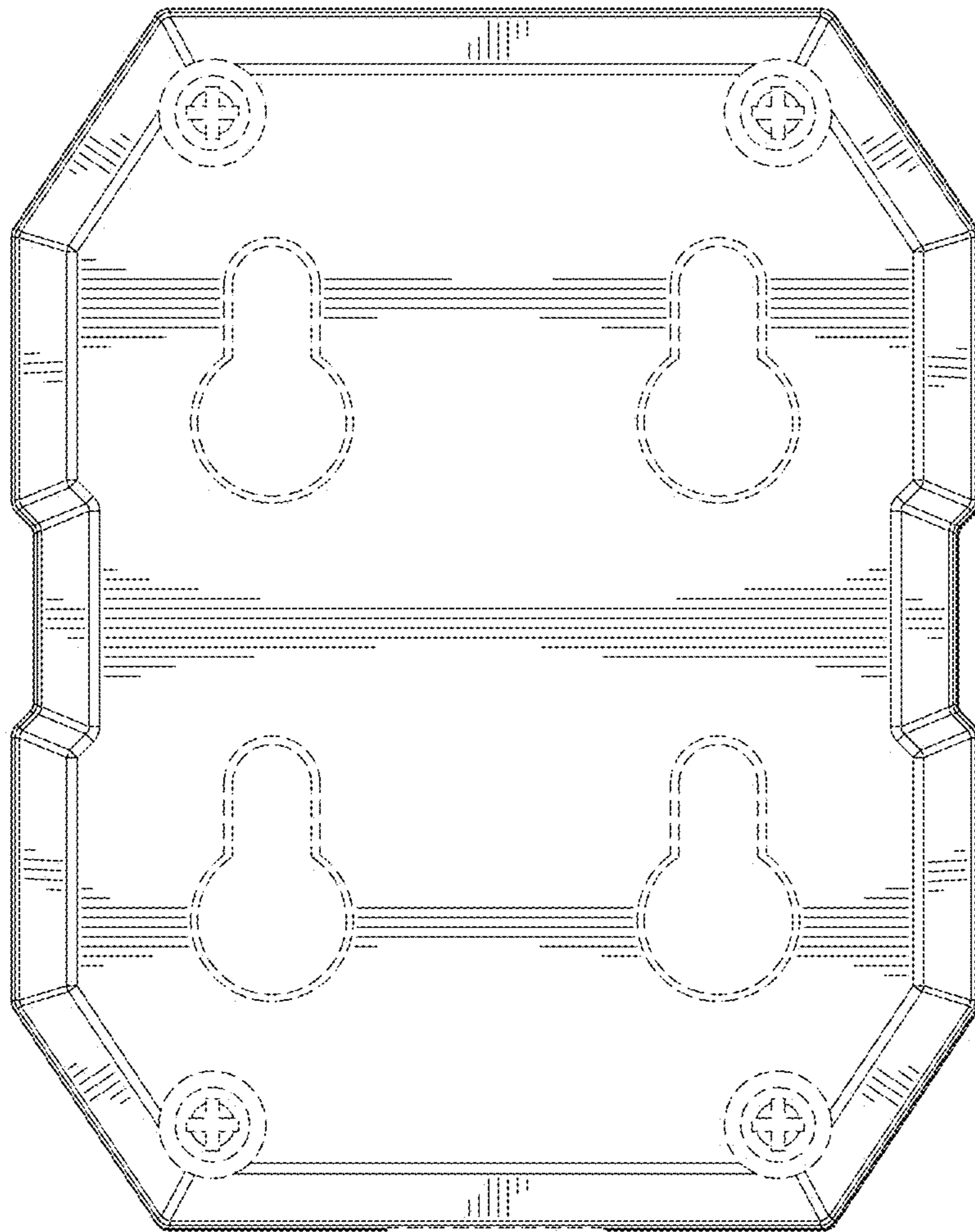


FIG. 3

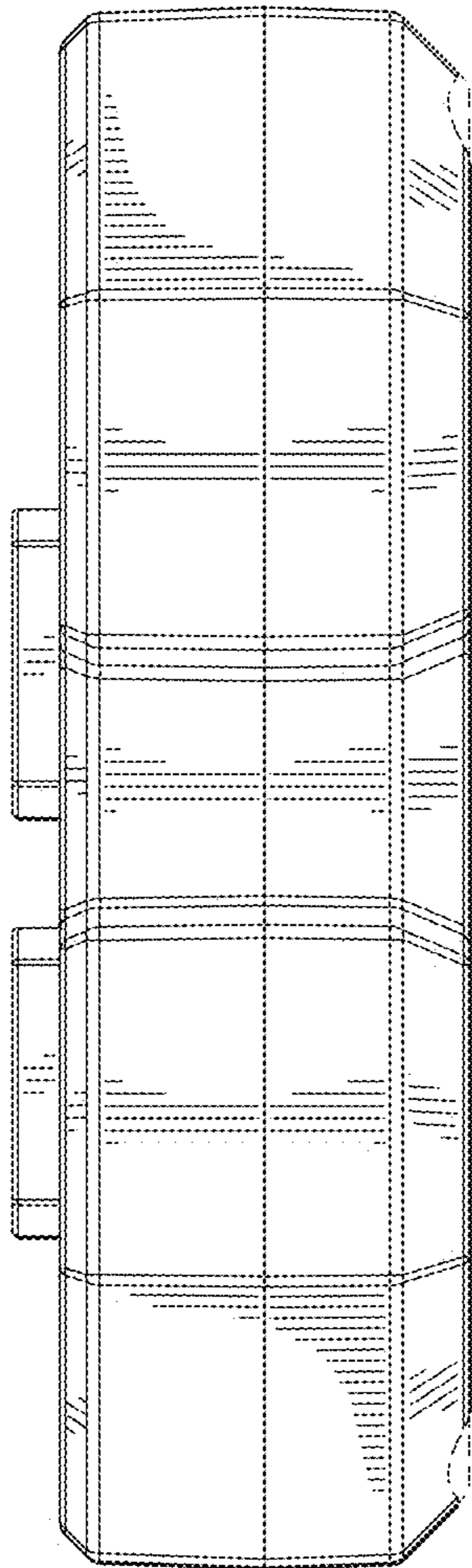


FIG. 4

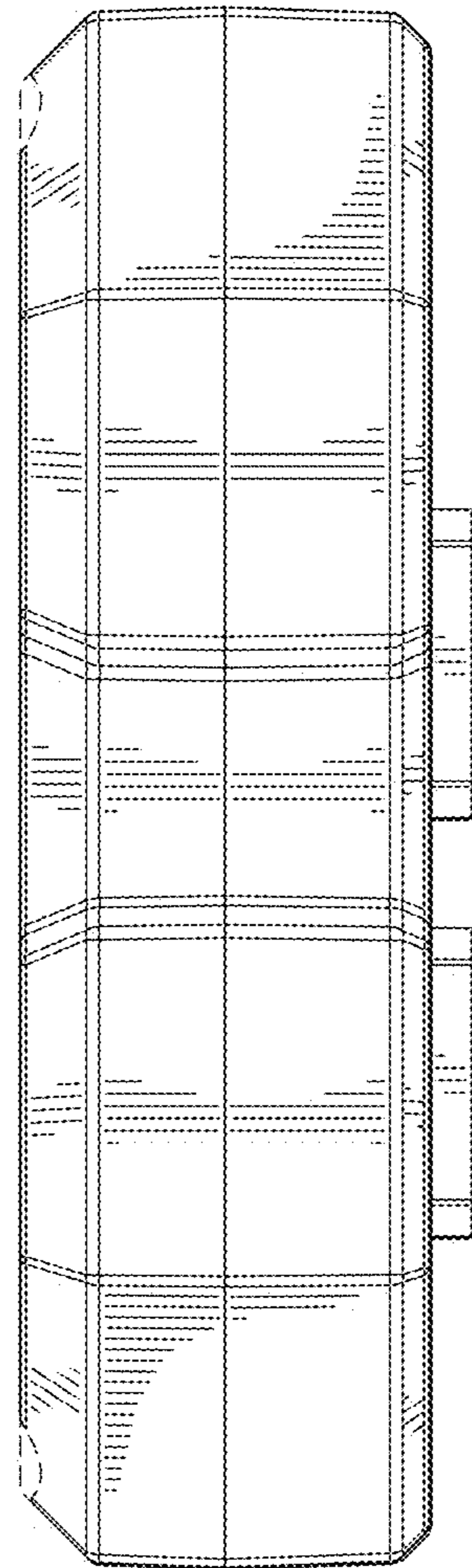


FIG. 5

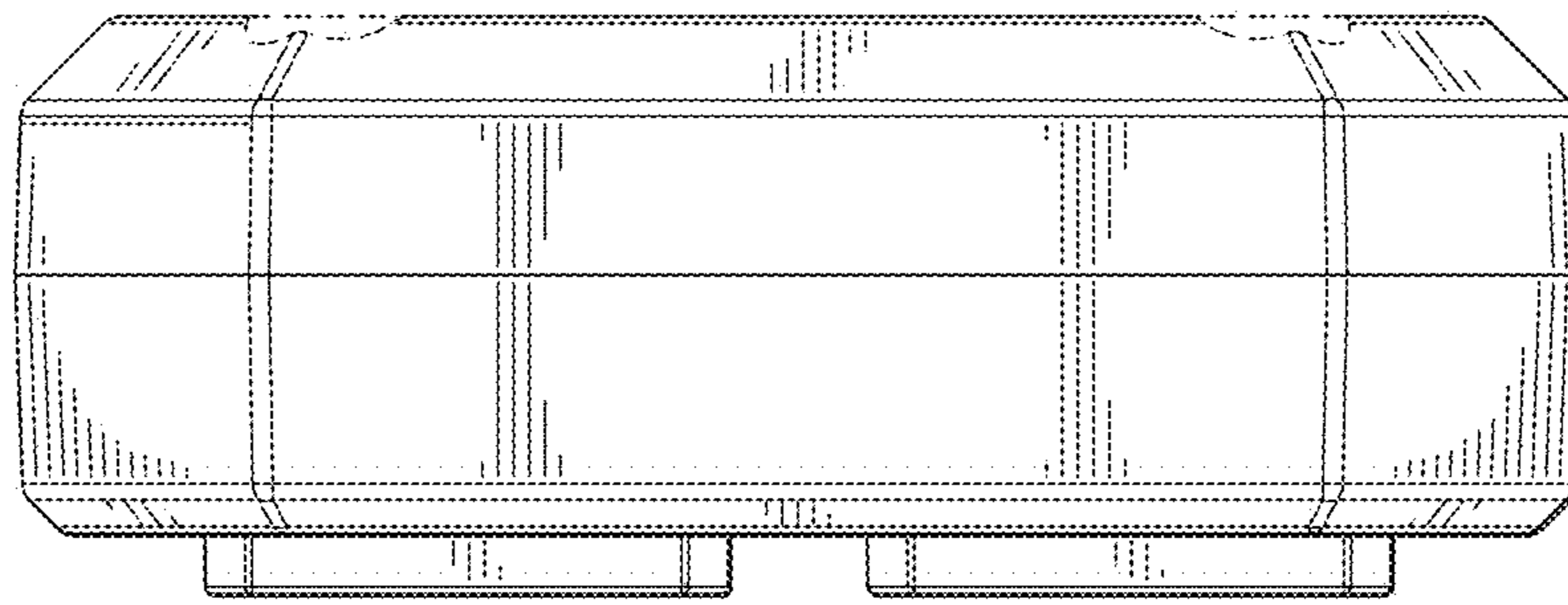


FIG. 6

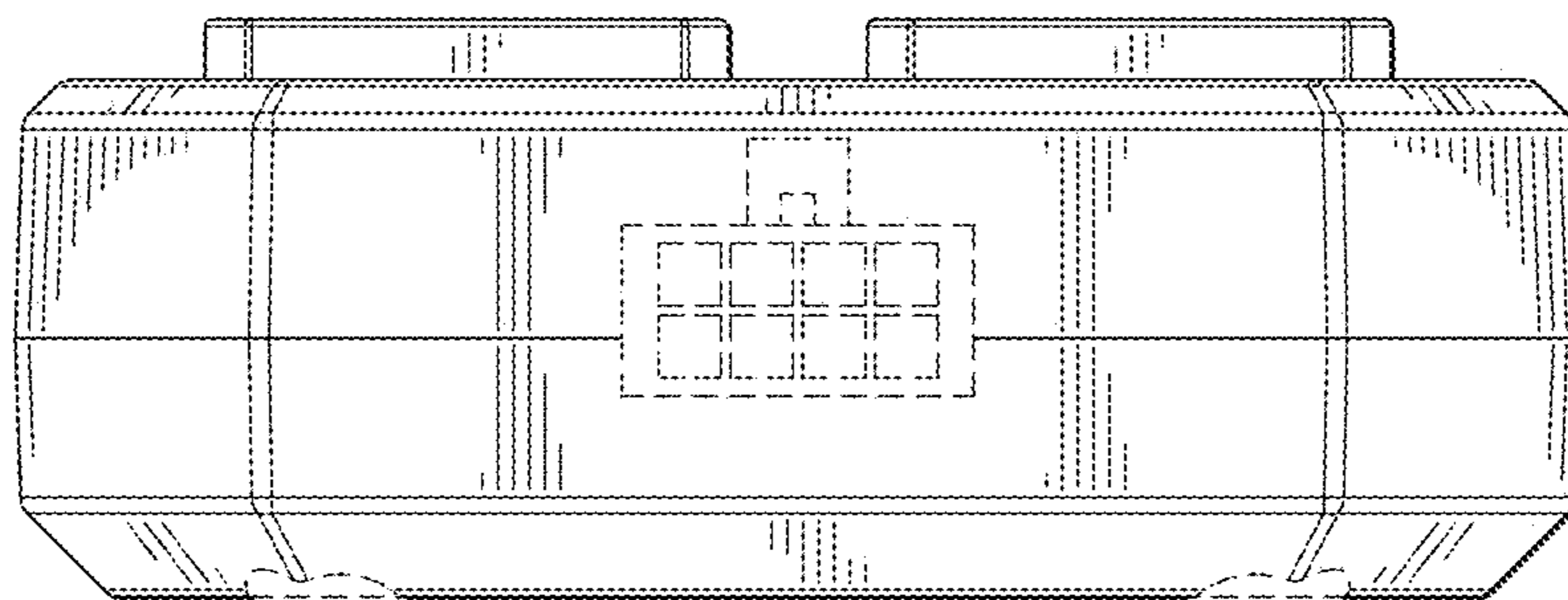


FIG. 7



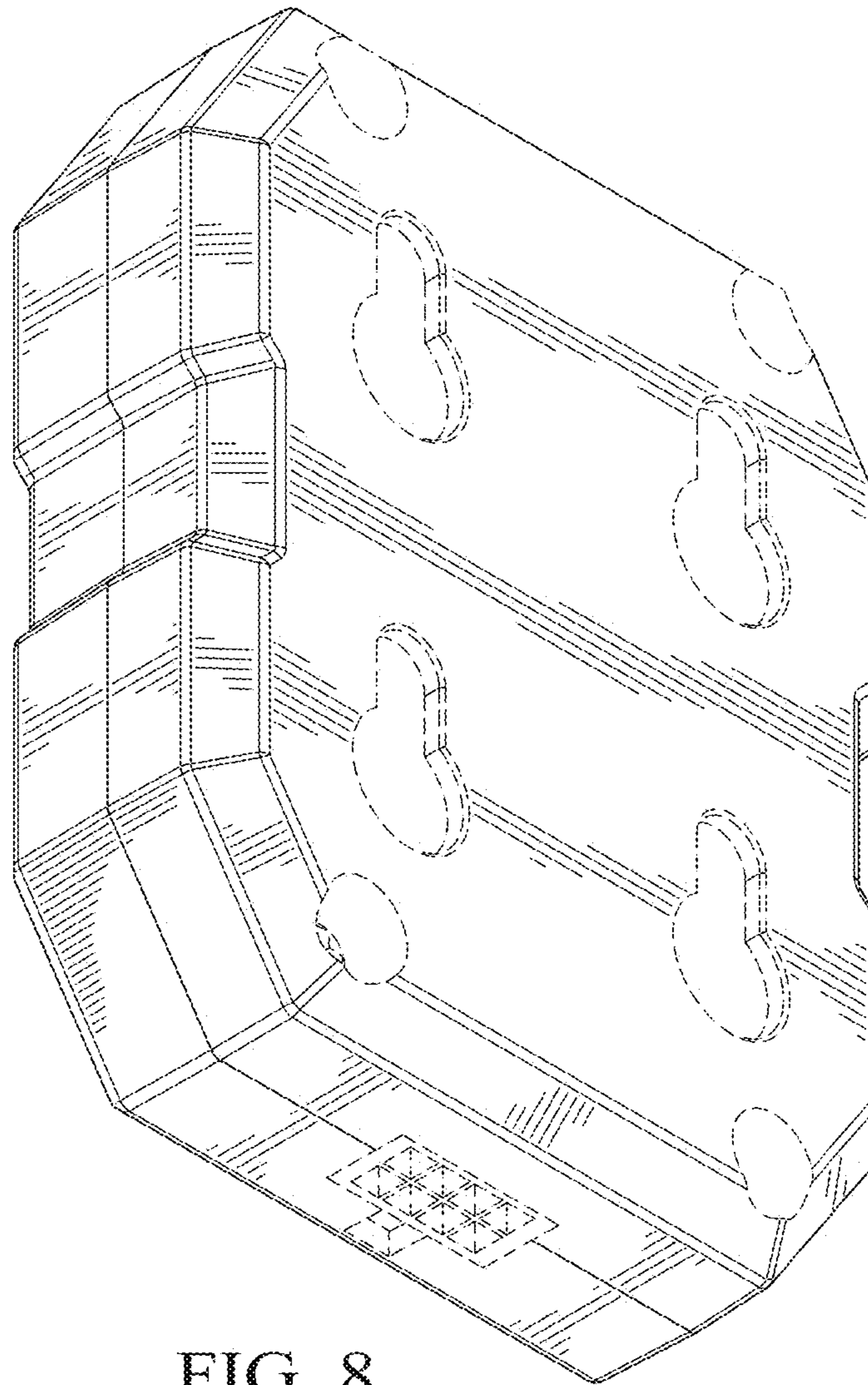


FIG. 8