



US00D870029S

(12) **United States Design Patent**
Wang et al.

(10) **Patent No.:** **US D870,029 S**

(45) **Date of Patent:** **** Dec. 17, 2019**

(54) **TIRE**

(71) Applicant: **Shandong Linglong Tyre Co., Ltd.,**
Zhaoyuan (CN)

(72) Inventors: **Feng Wang,** Zhaoyuan (CN); **Jingjing Liu,** Zhaoyuan (CN); **Xueling Zhang,** Laizhou (CN); **Hongling Feng,** Heze (CN); **Xiaogang Ma,** Zhaoyuan (CN); **Haitao Sui,** Zhaoyuan (CN)

(**) Term: **15 Years**

(21) Appl. No.: **29/639,080**

(22) Filed: **Mar. 2, 2018**

(51) **LOC (12) Cl.** **12-15**

(52) **U.S. Cl.**
USPC **D12/599; D12/594**

(58) **Field of Classification Search**
USPC D12/502, 579, 599, 600, 594
CPC B60C 11/03; B60C 2011/0351; B60C
2011/0358; B60C 2011/0374
See application file for complete search history.

(56) **References Cited**

U.S. PATENT DOCUMENTS

D348,033 S * 6/1994 Croissant D12/600
D387,708 S * 12/1997 Schad, Jr. D12/594

D410,420 S * 6/1999 de Barsy D12/600
D485,231 S * 1/2004 Nonaka D12/594
D601,085 S * 9/2009 Janesh D12/600
D637,150 S * 5/2011 Koshio D12/579
D668,209 S * 10/2012 De Benedittis D12/594
D675,981 S * 2/2013 Kuwahara D12/600
D695,210 S * 12/2013 Tanaka D12/579
D761,192 S * 7/2016 Dixon D12/594
D765,583 S * 9/2016 Wang D12/579
D773,983 S * 12/2016 Inoue D12/594
D775,584 S * 1/2017 Matsuda D12/594
D795,175 S * 8/2017 Hughes D12/579
D795,796 S * 8/2017 Johnson D12/599
D834,509 S * 11/2018 Wang D12/594
D845,221 S * 4/2019 Wang D12/594
D848,936 S * 5/2019 Maehara D12/588

* cited by examiner

Primary Examiner — Robert M. Spear

(74) *Attorney, Agent, or Firm* — W&K IP

(57) **CLAIM**

The ornamental design for a tire, as shown and described.

DESCRIPTION

FIG. 1 is a perspective view of a tire;
FIG. 2 is a front view thereof;
FIG. 3 is a left side view thereof; and,
FIG. 4 is a detailed view thereof.

1 Claim, 4 Drawing Sheets






FIG.1




FIG.2




FIG.3




FIG.4