



US00D870009S

(12) **United States Design Patent** (10) **Patent No.:** **US D870,009 S**
Stopka (45) **Date of Patent:** **** Dec. 17, 2019**

- (54) **WHEEL FOR MOTOR VEHICLE**
- (71) Applicant: **Dr. Ing. h.c. F. Porsche Aktiengesellschaft, Stuttgart (DE)**
- (72) Inventor: **Thomas Stopka, Pforzheim (DE)**
- (73) Assignee: **Dr. Ing. h.c. F. Porsche Aktiengesellschaft (DE)**
- (**) Term: **15 Years**
- (21) Appl. No.: **29/664,707**
- (22) Filed: **Sep. 27, 2018**
- (30) **Foreign Application Priority Data**

Mar. 28, 2018 (DE) 40 2018 100 337

- (51) **LOC (12) Cl.** **12-16**
- (52) **U.S. Cl.**
USPC **D12/209**
- (58) **Field of Classification Search**
USPC D12/204–213
CPC B60B 7/00; B60B 7/02; B60B 7/04; B60B 7/01; B60B 7/06; B60B 3/02; B60B 3/04; B60B 3/06; B60B 3/10; B60B 1/00; B60B 1/08; B60B 1/10; B60B 1/12
See application file for complete search history.

(56) **References Cited**

U.S. PATENT DOCUMENTS

D519,434 S *	4/2006	Werner	D12/211
D576,533 S *	9/2008	Gallert	D12/209
D619,072 S *	7/2010	Gallert	D12/211
D623,574 S *	9/2010	Thompson	D12/211
D662,868 S *	7/2012	Furst	D12/209
D671,878 S *	12/2012	Telaak	D12/209
D685,708 S	7/2013	Gallert		
D703,124 S	4/2014	Gallert		
D712,329 S	9/2014	Borkert		

D716,712 S *	11/2014	Lemke	D12/211
D730,797 S *	6/2015	Caswell	D12/209
D732,453 S	6/2015	Gallert		
D735,103 S *	7/2015	Lemke	D12/209
D738,282 S	9/2015	Gallert		
D744,404 S *	12/2015	Garbas	D12/211
D758,278 S *	6/2016	Behmer	D12/211
D761,710 S	7/2016	Gallert		
D772,133 S *	11/2016	Stone	D12/211
D774,439 S	12/2016	Gallert		
D779,408 S *	2/2017	Chung	D12/211
D780,654 S	3/2017	Gallert		
D780,664 S	3/2017	Gallert		
D799,394 S	10/2017	Yamashita		
D802,509 S *	11/2017	Tran	D12/209
D815,005 S *	4/2018	Cloke	D12/209
D820,759 S	6/2018	Gallert		
D821,282 S	6/2018	Gallert		
D822,571 S	7/2018	Gallert		

(Continued)

OTHER PUBLICATIONS

Design U.S. Appl. No. 29/580,318, by Gallert, filed Oct. 7, 2016.
Design U.S. Appl. No. 29/646,444, by Gallert, filed May 4, 2018.

Primary Examiner — Stacia A Cadmus

(74) *Attorney, Agent, or Firm* — RatnerPrestia

(57) **CLAIM**

The ornamental design for a wheel for motor vehicle, as shown and described.

DESCRIPTION



FIG. 1 is a front perspective view of a wheel for motor vehicle;

FIG. 2 is a front elevation view thereof; and,

FIG. 3 is a top plan view thereof.

The broken line showing of the wheel for motor vehicle is for the purpose of illustrating portions of the wheel for motor vehicle and forms no part of the claimed design.

1 Claim, 2 Drawing Sheets



(56)

References Cited

U.S. PATENT DOCUMENTS

D823,769 S	7/2018	Gallert	
D833,944 S *	11/2018	Gallert	D12/209
D838,225 S *	1/2019	Valencia Pollex	D12/209
D848,924 S *	5/2019	Morgenstern	D12/209
D850,350 S *	6/2019	Tran	D12/211

* cited by examiner



FIG. 1




FIG. 2




FIG. 3