



US00D86999S

(12) **United States Design Patent** (10) **Patent No.:** **US D869,999 S**  
**Laatz** (45) **Date of Patent:** **\*\* Dec. 17, 2019**

(54) **VEHICLE GRILLE**  
(71) Applicant: **KJ'S Inc.**, North Las Vegas, NV (US)  
(72) Inventor: **Richard B. Laatz**, North Las Vegas, NV (US)  
(73) Assignee: **KJ'S Inc.**, North Las Vegas, NV (US)  
(\*\*) Term: **15 Years**  
(21) Appl. No.: **29/641,056**  
(22) Filed: **Mar. 19, 2018**  
(51) **LOC (12) Cl.** ..... **12-16**  
(52) **U.S. Cl.**  
USPC ..... **D12/163**  
(58) **Field of Classification Search**  
USPC ..... D12/163, 164, 165, 166, 167, 168, 169, D12/170, 171, 172, 173, 181  
CPC ..... B60K 11/08; B62L 39/16; B60R 19/50; B62D 25/08  
See application file for complete search history.

D746,184 S \* 12/2015 Hanson ..... D12/163  
D771,534 S 11/2016 Bucher et al.  
D786,742 S \* 5/2017 Ito ..... D12/163  
D797,161 S \* 9/2017 Buxton ..... D15/31  
D803,730 S \* 11/2017 Ito ..... D12/163  
D826,798 S \* 8/2018 Behmer ..... D12/163  
D850,330 S \* 6/2019 Olsen ..... D12/163  
2002/0011740 A1\* 1/2002 Garberg ..... B60R 19/52  
296/115  
2009/0085361 A1\* 4/2009 Rosen ..... B60R 13/04  
293/120

\* cited by examiner

*Primary Examiner* — Susan Bennett Hattan  
*Assistant Examiner* — Suzanne E Tisdell  
(74) *Attorney, Agent, or Firm* — Stetina Brunda Garred and Brucker

(57) **CLAIM**

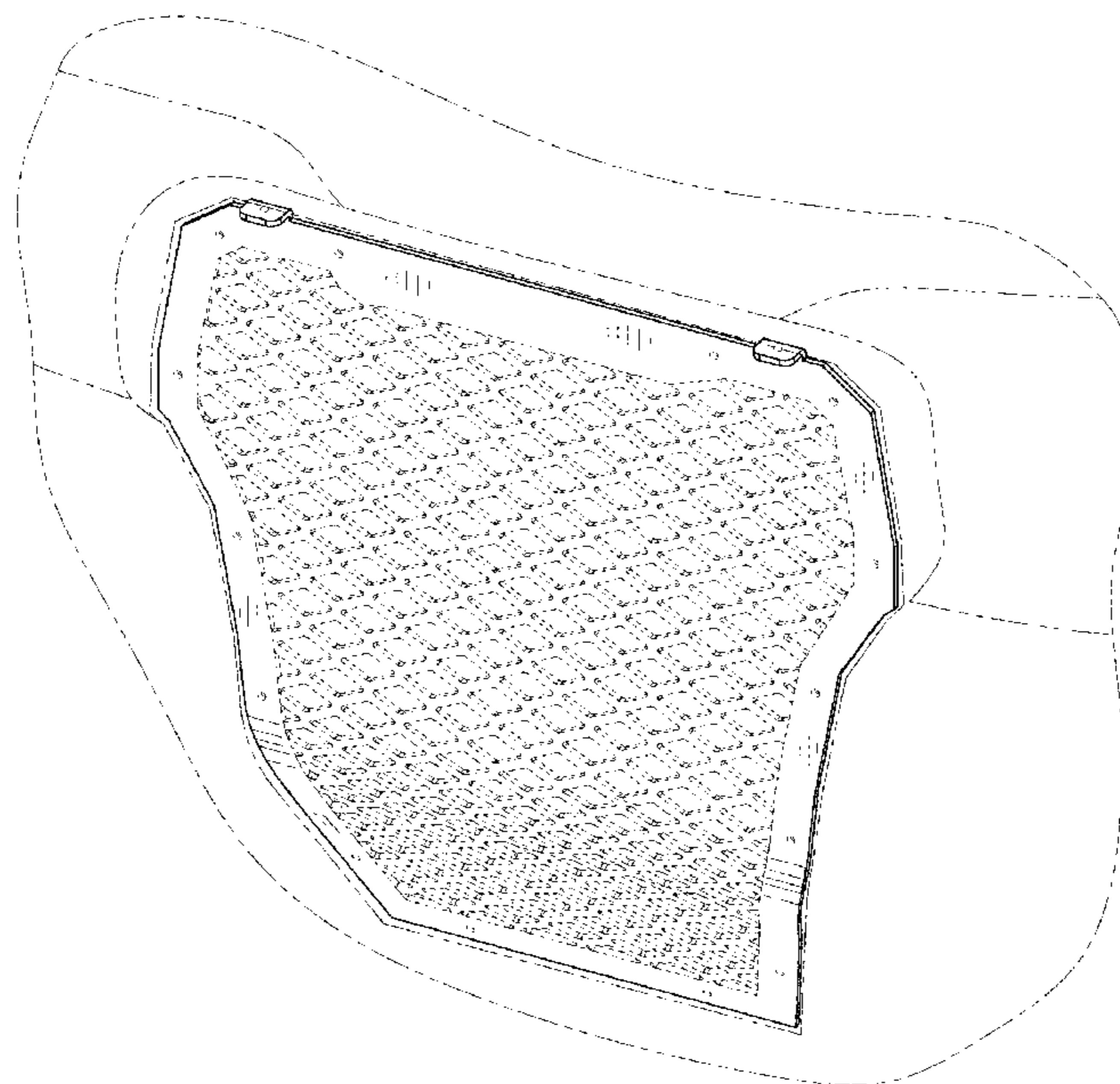
The ornamental design for vehicle grille, as shown and described.

**DESCRIPTION**

FIG. 1 is a perspective view of the vehicle grille of the present invention;  
FIG. 2 is a top view thereof;  
FIG. 3 is a front view thereof;  
FIG. 4 is a right side view thereof;  
FIG. 5 is a left side view thereof;  
FIG. 6 is a rear view thereof; and,  
FIG. 7 is a bottom view thereof.  
Dot-dash pattern broken lines in the drawing figures depict environment and form no part of the claimed design. Evenly-spaced broken lines in the drawing figures depict features of the vehicle grille that form no part of the claimed design.

**1 Claim, 3 Drawing Sheets**

(56) **References Cited**  
U.S. PATENT DOCUMENTS  
D415,448 S 10/1999 Deutschman  
D420,961 S 2/2000 Sousamian  
D456,322 S 4/2002 Horowitz  
D501,570 S 2/2005 Tandrup et al.  
D510,303 S 10/2005 Spagnola  
D518,423 S 4/2006 Tandrup et al.  
D545,744 S 7/2007 Turner  
D548,660 S 8/2007 Jenkins  
D559,869 S \* 1/2008 Kelley ..... D12/163  
D597,106 S \* 7/2009 Kelley ..... D12/163  
D629,818 S \* 12/2010 Rummer ..... D15/31  
D722,927 S 2/2015 Schroeder et al.



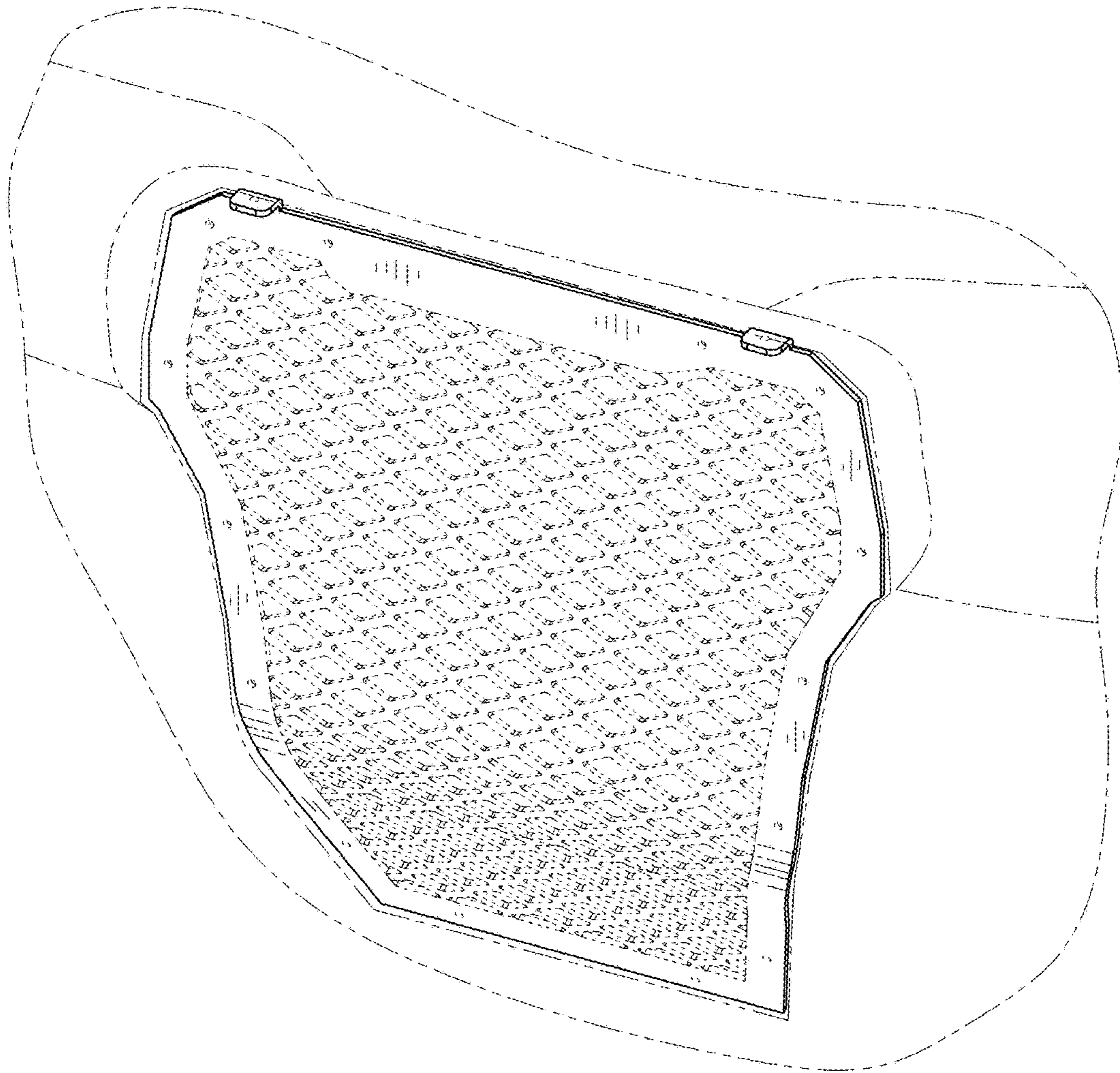


FIG. 1

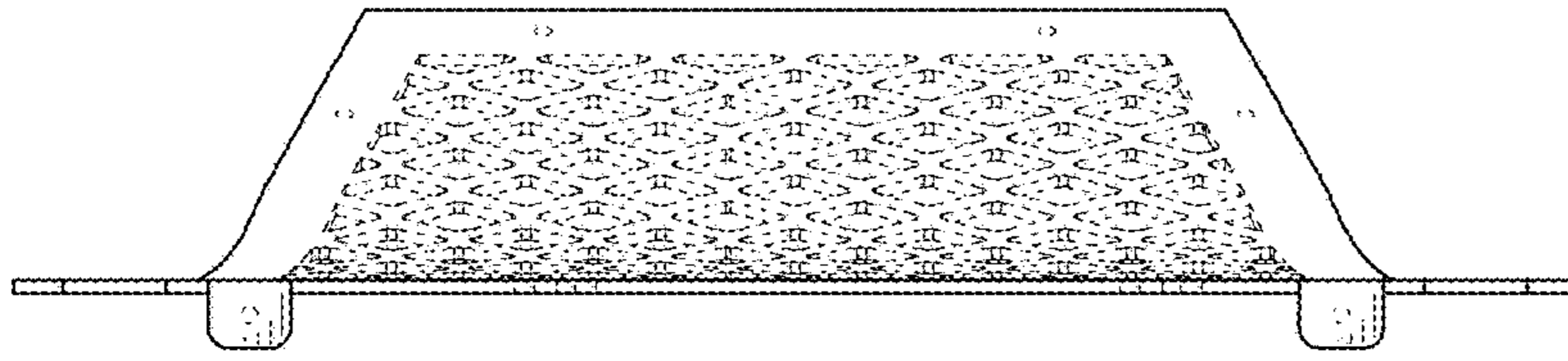


FIG. 2

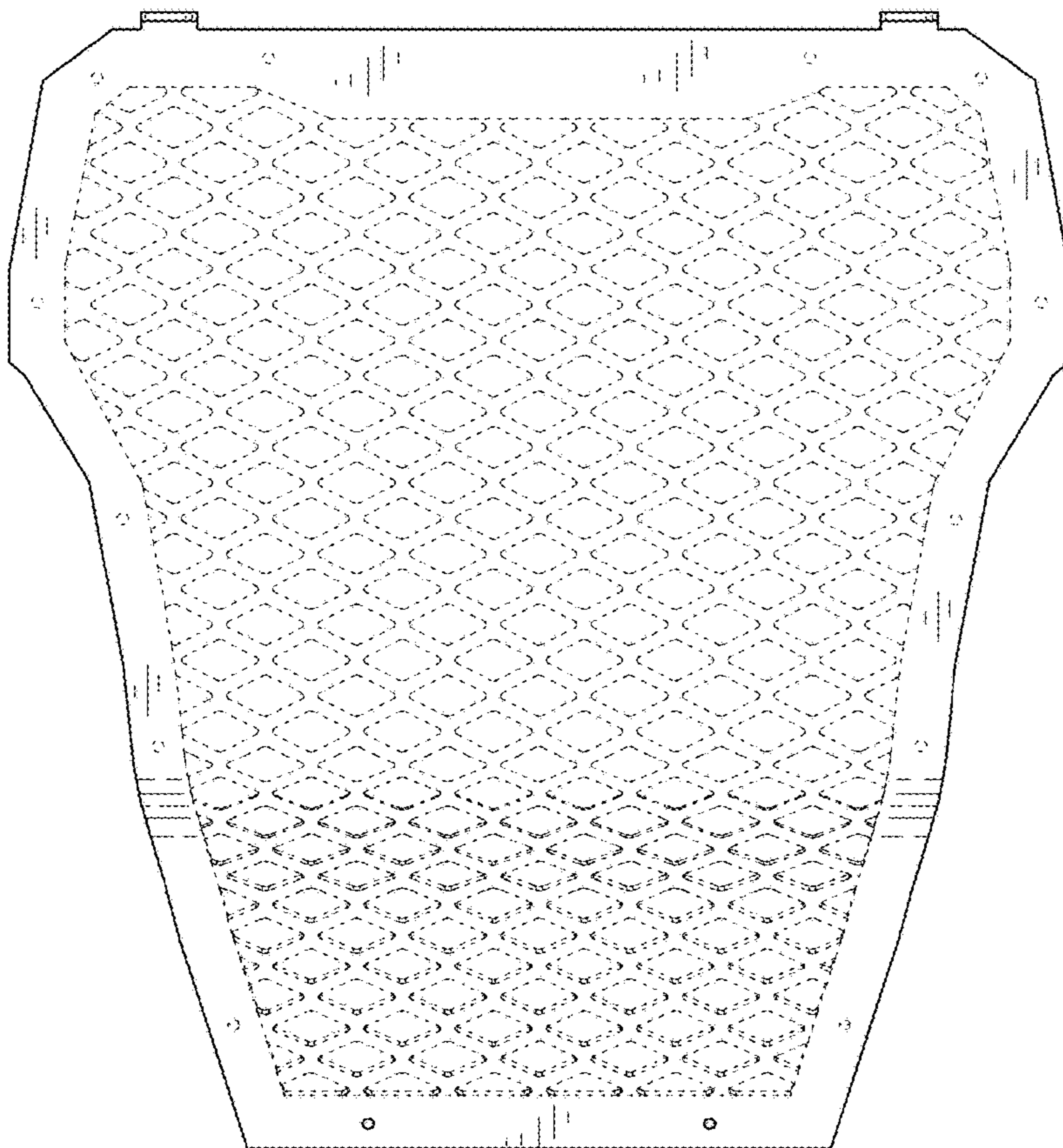


FIG. 3

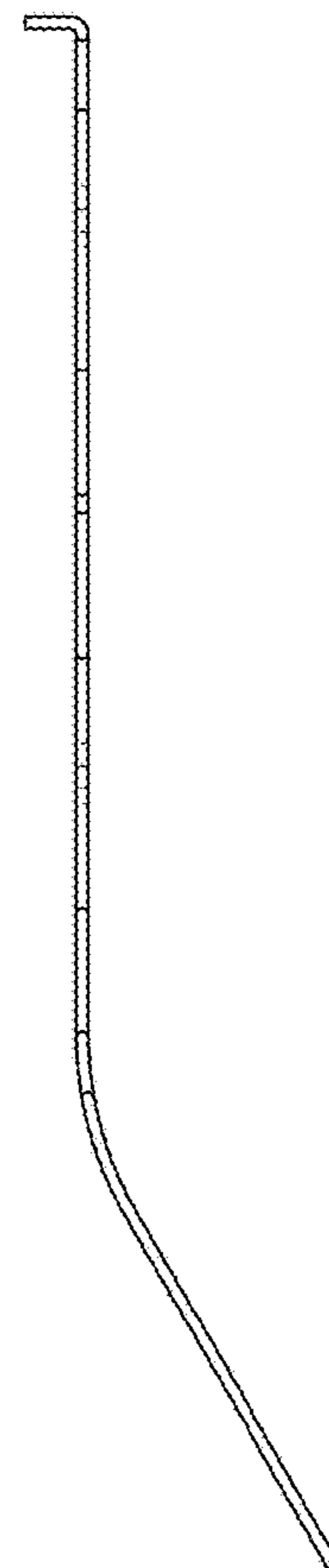


FIG. 4

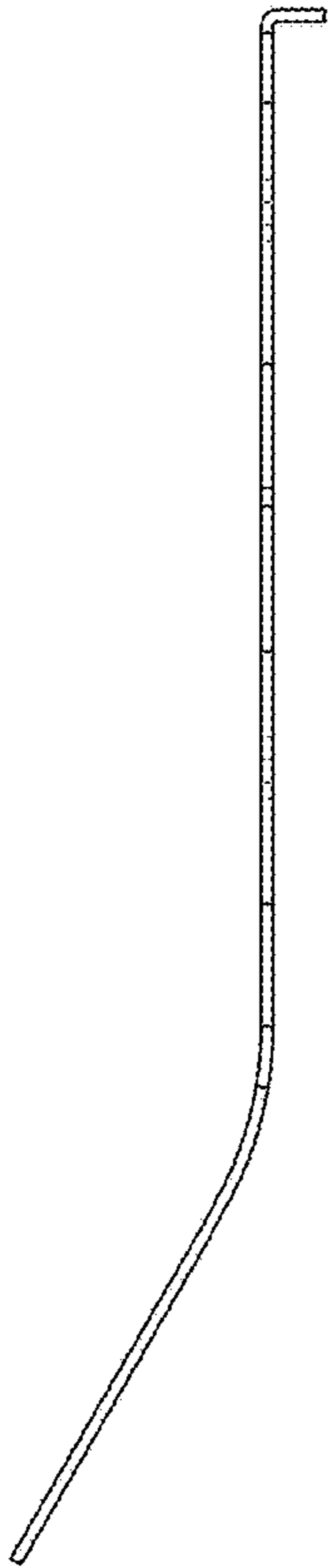


FIG. 5

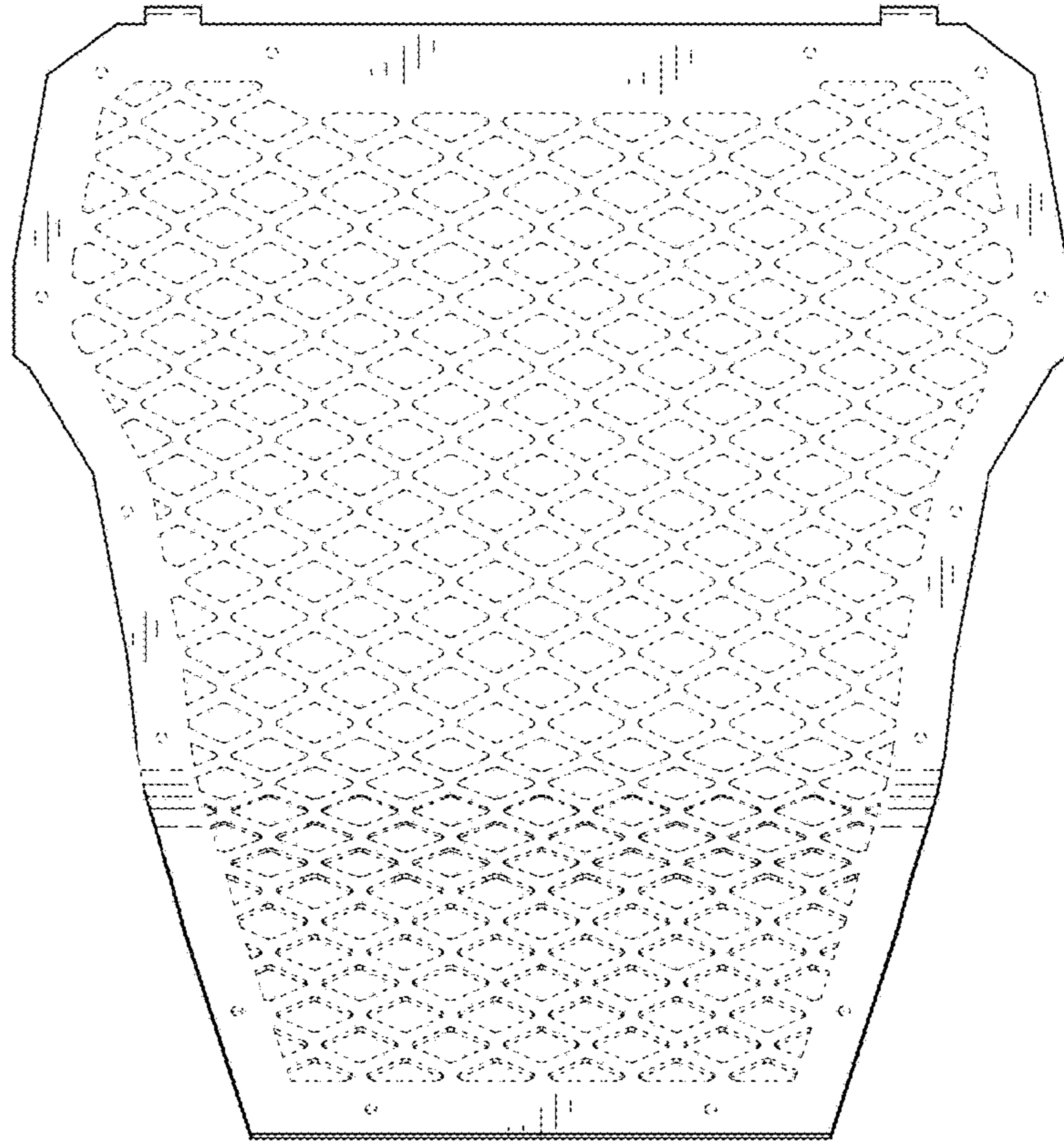


FIG. 6

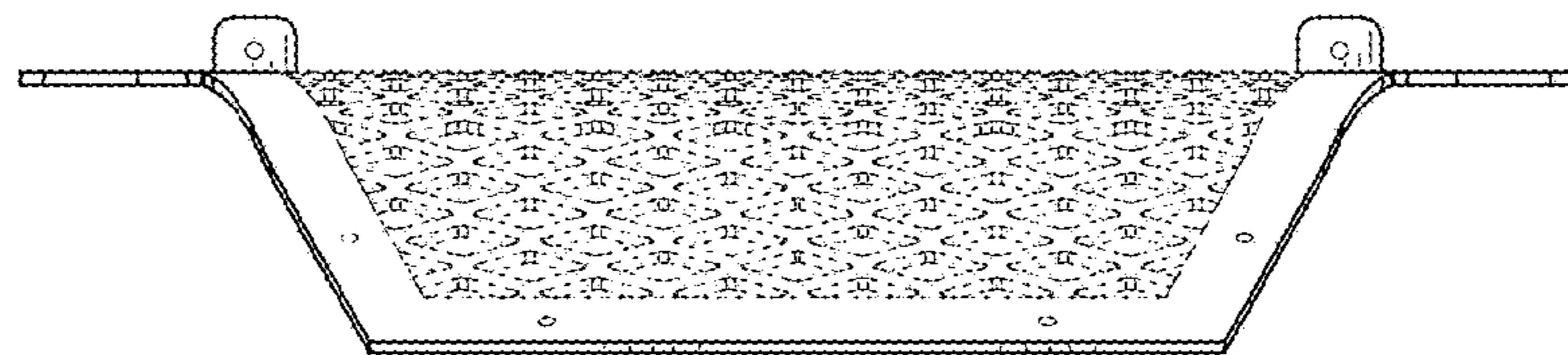


FIG. 7