



US00D86998S

(12) **United States Design Patent** (10) **Patent No.:** **US D869,998 S**
Celerier (45) **Date of Patent:** **** Dec. 17, 2019**

(54) **VEHICLE GRILLE**
(71) Applicant: **Volvo Car Corporation**, Gothenburg (SE)
(72) Inventor: **Maxime Celerier**, Gothenburg (SE)
(73) Assignee: **Polestar Performance AB**, Gothenburg (SE)
(**) Term: **15 Years**
(21) Appl. No.: **29/640,073**
(22) Filed: **Mar. 12, 2018**

(30) **Foreign Application Priority Data**

Sep. 12, 2017 (EM) 004299501-0001

(51) **LOC (12) Cl.** **12-16**

(52) **U.S. Cl.**
USPC **D12/163**

(58) **Field of Classification Search**
USPC D12/163, 164, 165, 166, 167, 168, 169, D12/170, 171, 172, 173, 181
CPC B60K 11/08; B62L 39/16; B60R 19/50; B62D 25/08

See application file for complete search history.

(56) **References Cited**

U.S. PATENT DOCUMENTS

D307,124 S * 4/1990 Hayashi D12/163
D379,467 S * 5/1997 Martin D15/89
7,147,079 B2 * 12/2006 Brun B60H 1/00357
180/309
D593,460 S * 6/2009 Schiavone D12/163
D680,921 S * 4/2013 Jara D12/163
D692,804 S * 11/2013 Song D12/163
D698,704 S * 2/2014 Rugar D12/163
D701,804 S * 4/2014 Campbell D12/169
D754,571 S * 4/2016 Boniface D12/163

D769,778 S * 10/2016 Messale D12/163
D780,644 S * 3/2017 Kim D12/163
D786,743 S * 5/2017 Smith D12/163
D787,988 S * 5/2017 Lee D12/163
D788,656 S * 6/2017 Svensson D12/163
D791,653 S * 7/2017 Svensson D12/163
9,821,754 B2 * 11/2017 Farooq B60R 19/12
D805,968 S * 12/2017 Piscitelli D12/163
D806,616 S * 1/2018 Granlund D12/163
D813,732 S * 3/2018 Whitla D12/163
D815,994 S * 4/2018 Nakamura D12/163
D823,179 S * 7/2018 Platto D12/163
D824,812 S * 8/2018 Loeb D12/163
D825,403 S * 8/2018 Whitla D12/163
D827,510 S * 9/2018 Kim D12/163
D827,511 S * 9/2018 Woodhouse D12/163
D827,513 S * 9/2018 Gueler D12/163

(Continued)

Primary Examiner — Susan Bennett Hattan

Assistant Examiner — Suzanne E Tisdell

(74) *Attorney, Agent, or Firm* — Snyder, Clark, Lesch & Chung, LLP

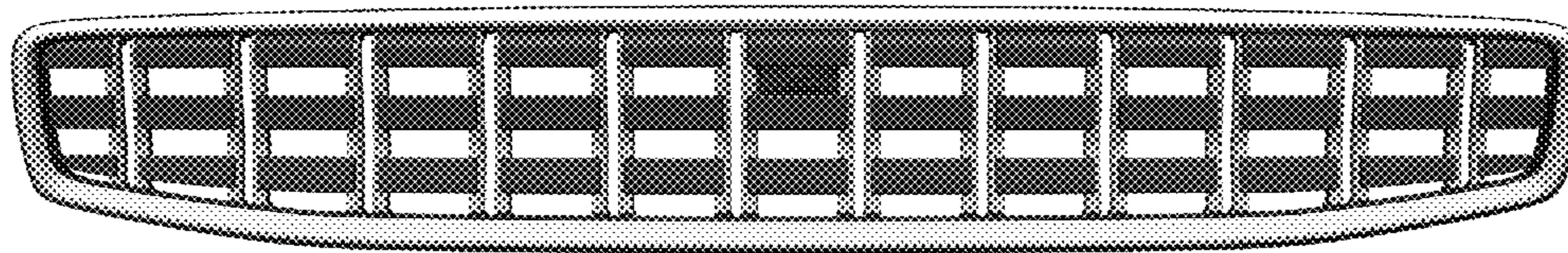
(57) **CLAIM**

The ornamental design of a vehicle grille, as shown in the figures and described.

DESCRIPTION

FIG. 1 is a front view of a vehicle grille illustrating the design of the present invention;
FIG. 2 is a front perspective view of the vehicle grille of FIG. 1;
FIG. 3 is a left-side view of the vehicle grille of FIG. 1;
FIG. 4 is a rear view of the vehicle grille of FIG. 1;
FIG. 5 is a right-side view of the vehicle grille of FIG. 1;
FIG. 6 is a top view of the vehicle grille of FIG. 1; and,
FIG. 7 is a bottom view of the vehicle grille of FIG. 1.
In the figures, shading represents contour. Structure that is not part of the claimed design is represented in the figures by broken lines.

1 Claim, 7 Drawing Sheets



(56)

References Cited

U.S. PATENT DOCUMENTS

D830,918 S * 10/2018 Kozub D12/163
D831,545 S * 10/2018 Smock D12/163

* cited by examiner




FIG. 1

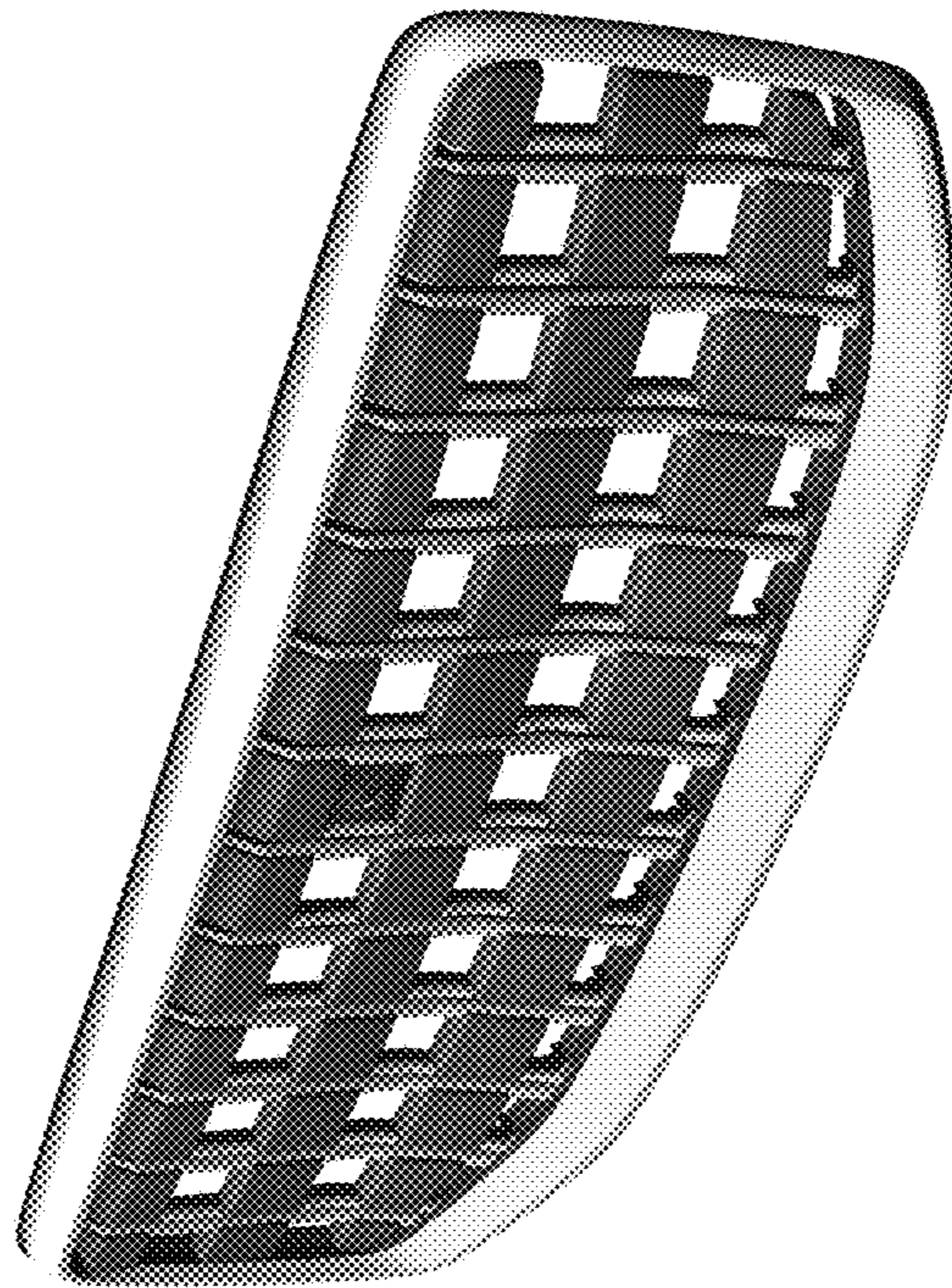


FIG. 2

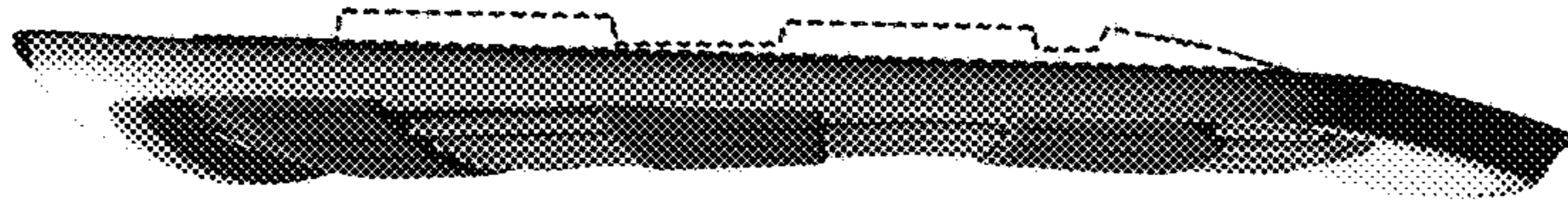


FIG. 3




FIG. 4



FIG. 5




FIG. 6




FIG. 7