



US00D869984S

(12) **United States Design Patent** (10) **Patent No.:** **US D869,984 S**
Stephenson (45) **Date of Patent:** **** Dec. 17, 2019**

(54) **HEADER ORNAMENT**

(71) Applicant: **Auto-Antlers, LLC**, New Berlin, WI (US)

(72) Inventor: **Anthony B. Stephenson**, New Berlin, WI (US)

(73) Assignee: **Auto-Antlers, LLC**, New Berlin, WI (US)

(**) Term: **15 Years**

(21) Appl. No.: **29/623,478**

(22) Filed: **Oct. 25, 2017**

(51) **LOC (12) Cl.** **11-02**

(52) **U.S. Cl.**
USPC **D11/134**

(58) **Field of Classification Search**
USPC D11/131–134, 164; 428/542.2, 542.4, 428/542.6; 434/295, 296, 297; D12/172, D12/197–201
CPC B44C 5/02; F16M 13/02
See application file for complete search history.

(56) **References Cited**

U.S. PATENT DOCUMENTS

D59,341 S *	10/1921	Dupies	D11/158
D160,468 S *	10/1950	Berggren	D12/199
4,464,440 A *	8/1984	Dotzman	B44C 5/02
				428/16
4,971,865 A *	11/1990	Nowlan	B44C 5/02
				248/295.11
5,472,765 A *	12/1995	Green	B44C 5/02
				428/16
D566,614 S *	4/2008	Chase	D11/132
D608,686 S *	1/2010	St Ama	D11/134
8,714,985 B1 *	5/2014	Kash	G09B 23/26
				434/295
D721,987 S	2/2015	Burgh		

D722,525 S	2/2015	Burgh		
8,944,878 B2 *	2/2015	Martin	A61F 2/141
				434/296
10,035,375 B1 *	7/2018	Gifford	B44C 5/02
2013/0014373 A1 *	1/2013	Jordan	B29C 39/026
				29/428
2017/0087925 A1 *	3/2017	Martin	B44C 5/06
2018/0257422 A1 *	9/2018	Taylor	F16M 13/02

OTHER PUBLICATIONS

Autoantlers website, Trophy 12-Point, May 30, 2019, <https://www.autoantlers.com/products/trophy-12-point/> (Year: 2019).*

* cited by examiner

Primary Examiner — David G Muller

Assistant Examiner — Nathan M Johnston

(74) *Attorney, Agent, or Firm* — Boyle Fredrickson S.C.

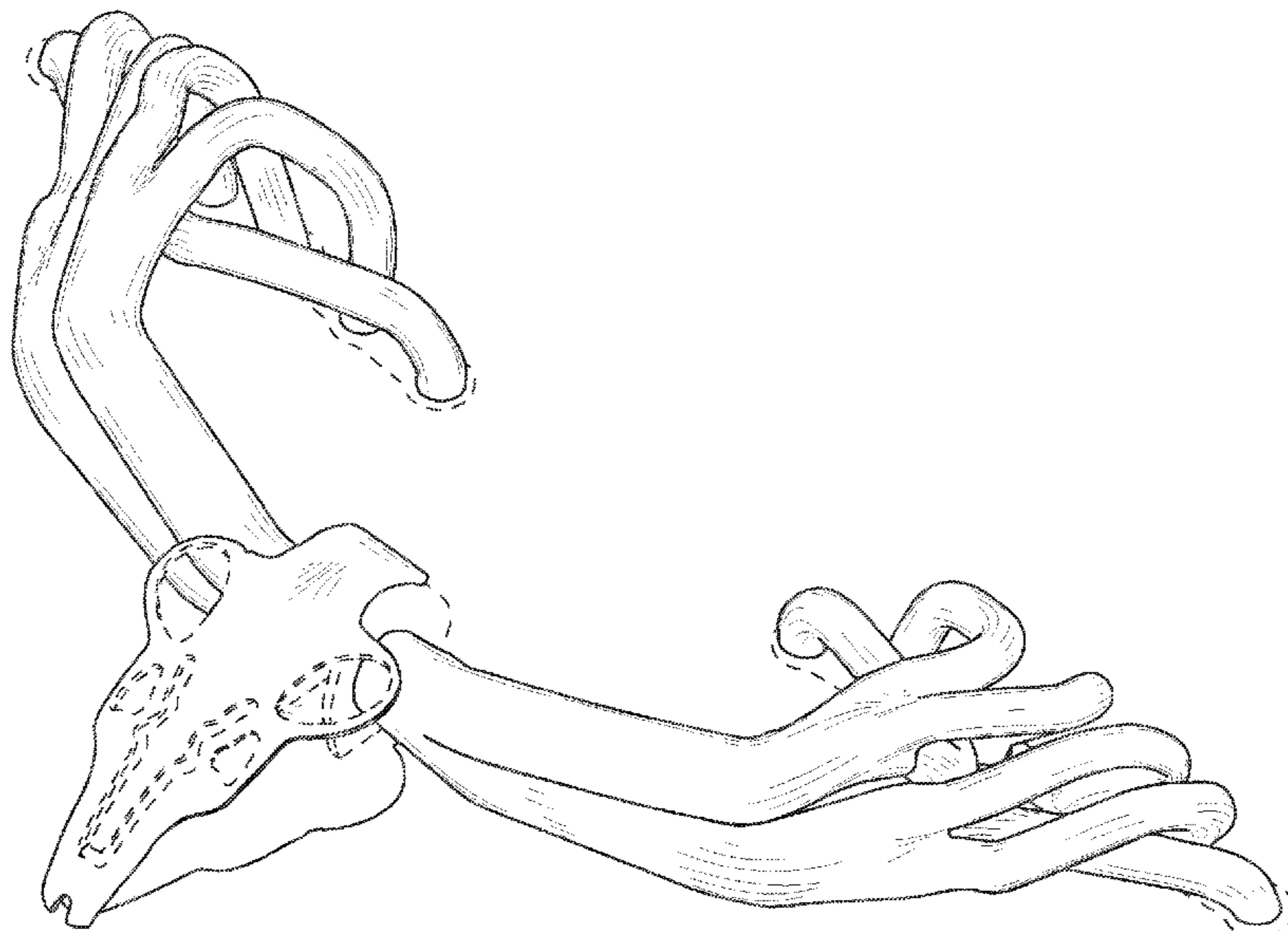
(57) **CLAIM**

The ornamental design for a header ornament, substantially as shown and described.

DESCRIPTION

FIG. 1 is a raised perspective view of a header ornament showing my new design; FIG. 2 is a front view of the header ornament of FIG. 1; FIG. 3 is a rear view of the header ornament of FIG. 1; FIG. 4 is right-side view of the header ornament of FIG. 1; FIG. 5 is a left-side view of the header ornament of FIG. 1; FIG. 6 is a bottom view of the header ornament of FIG. 1; and, FIG. 7 is a top view of the header ornament FIG. 1. The broken lines shown in the drawings form no part of the claimed design. The surface shading illustrated in the drawings is provided merely to highlight the contour of the design and is not part of the claimed design. All surfaces not shown form no part of the claimed design.

1 Claim, 7 Drawing Sheets



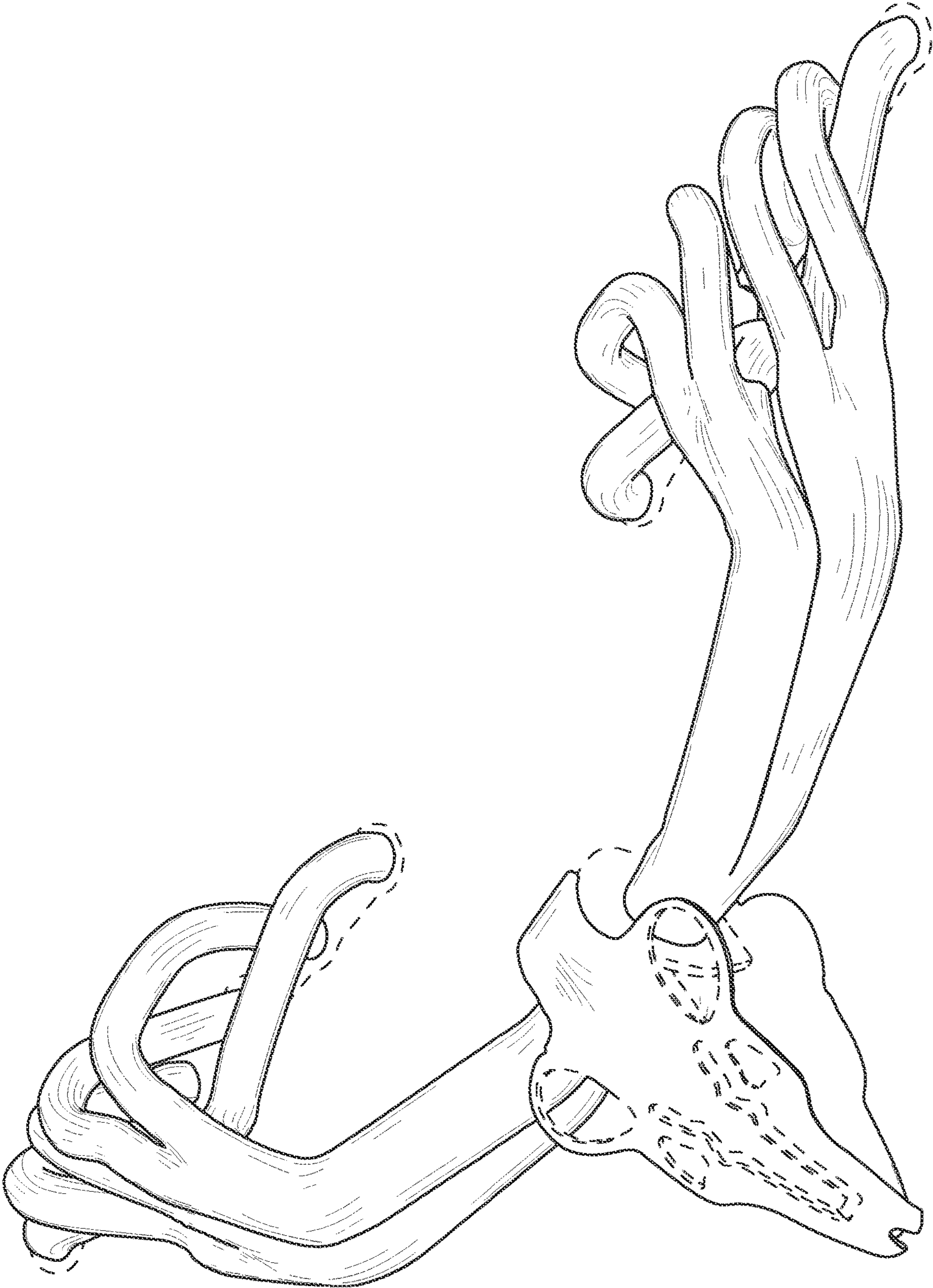


Fig. 1

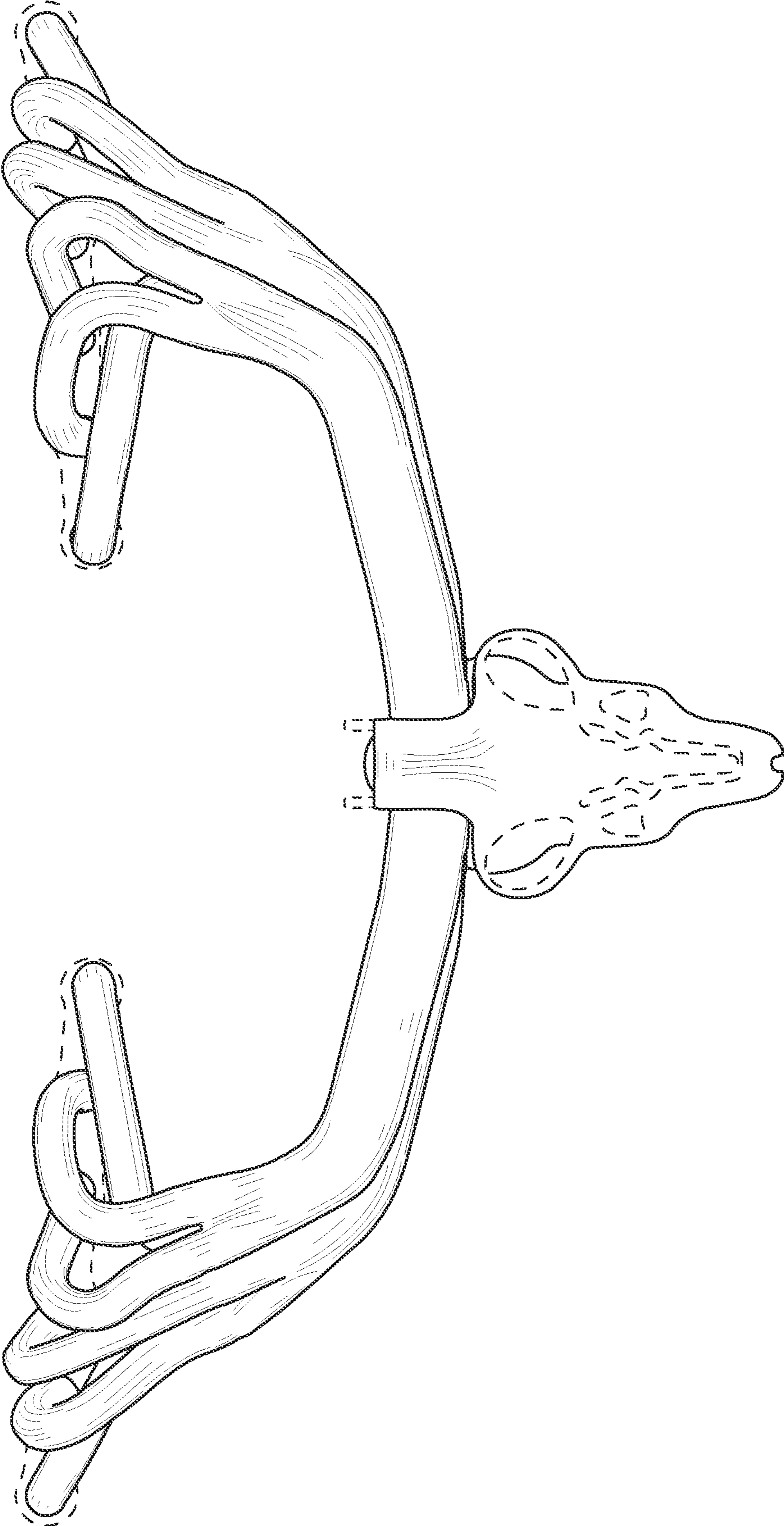


Fig. 2

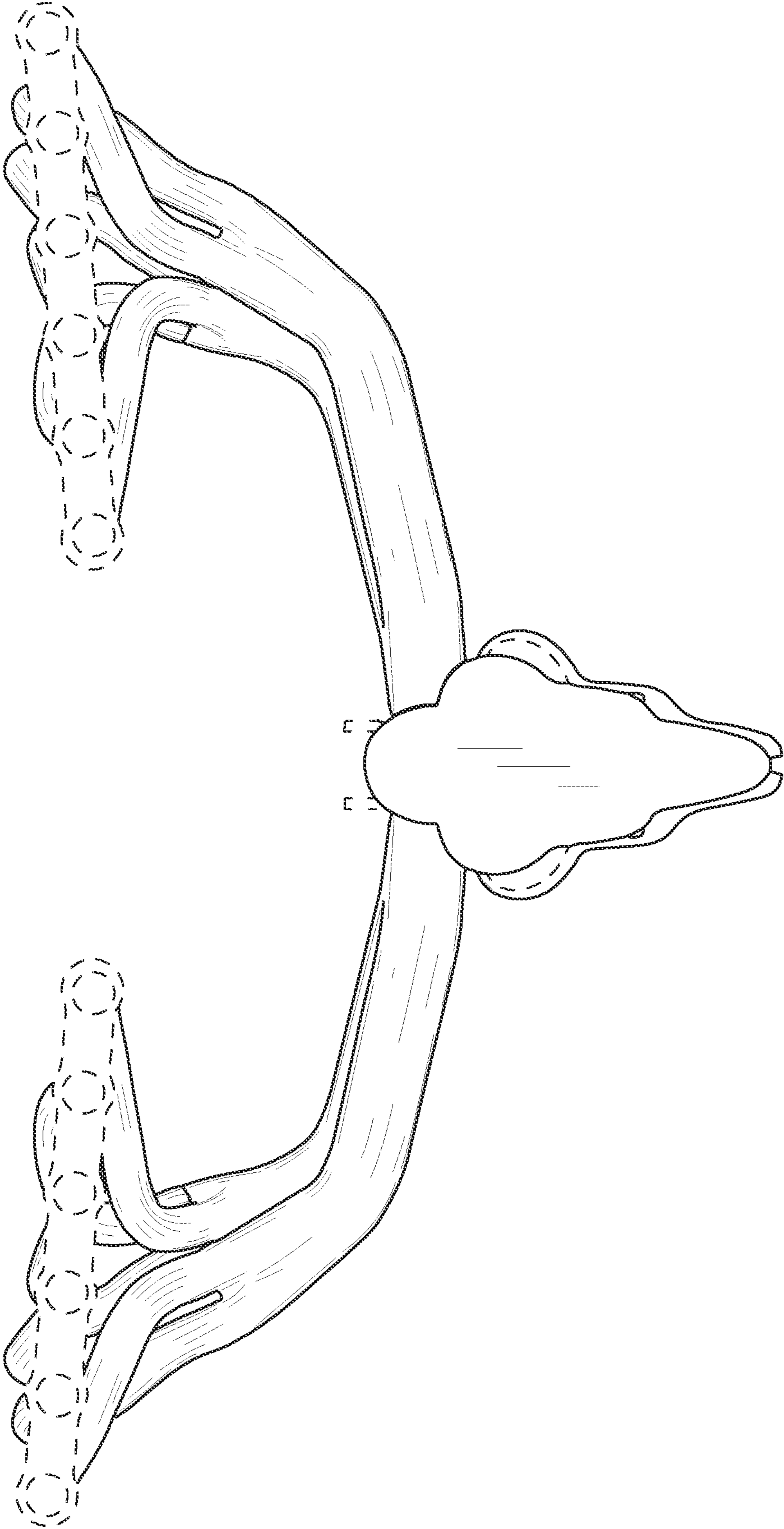


Fig. 3

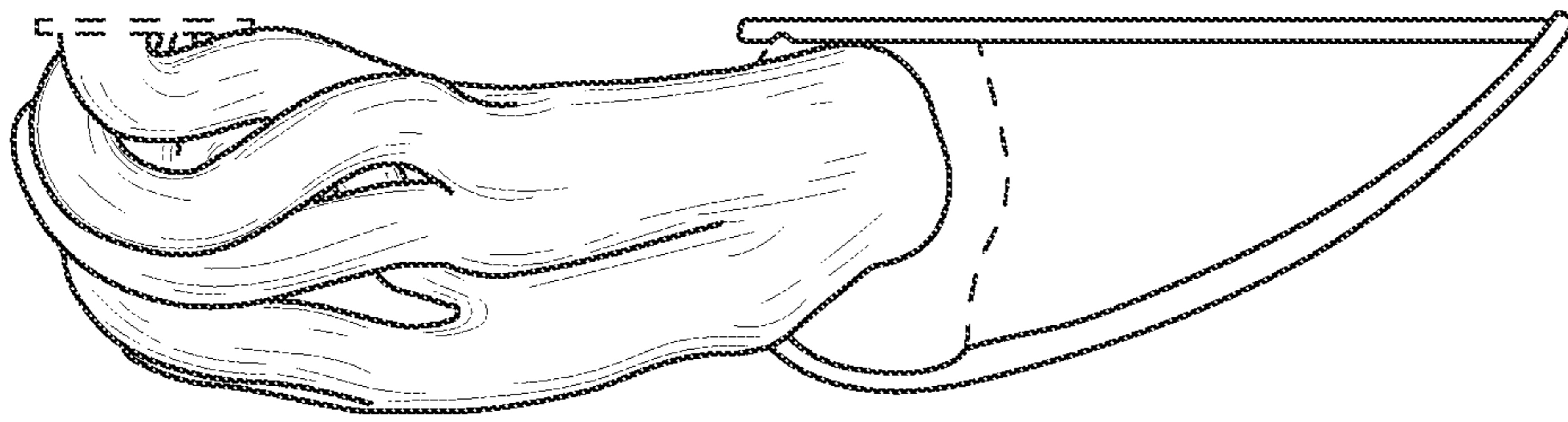


Fig. 4




Fig. 5

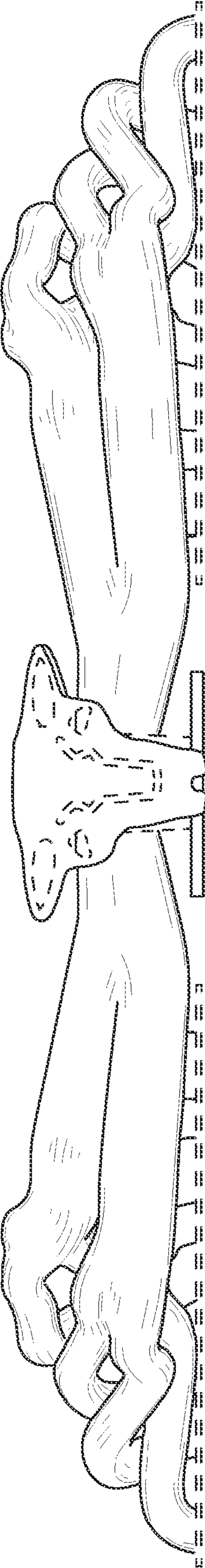


Fig. 6

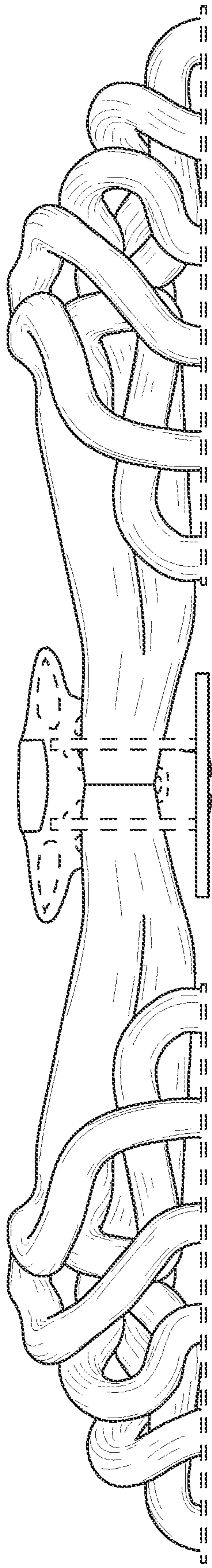


Fig. 7