



US00D869952S

(12) **United States Design Patent** (10) **Patent No.:** **US D869,952 S**  
**Meng** (45) **Date of Patent:** **\*\* Dec. 17, 2019**

(54) **BOTTLE**

(71) Applicant: **AMERICAN CHEMICAL SOLUTIONS, INC.**, Westford, MA (US)

(72) Inventor: **Pengtao Meng**, Westford, MA (US)

(73) Assignee: **AMERICAN CHEMICAL SOLUTIONS, INC.**, Westford, MA (US)

(\*\*) Term: **15 Years**

(21) Appl. No.: **29/621,518**

(22) Filed: **Oct. 9, 2017**

(51) **LOC (12) Cl.** ..... **09-01**

(52) **U.S. Cl.**  
USPC ..... **D9/528**

(58) **Field of Classification Search**  
USPC ..... D9/434-435, 453-454, 516, 523,  
D9/526-528, 530-531, 543, 563-564,  
D9/569, 571, 575, 715, 719; D23/211.1,  
D23/225

CPC ..... B65D 1/00; B65D 1/02; B65D 1/0223;  
B65D 23/00; B65D 23/10; B65D 23/102;  
B65D 2501/00; B65D 2501/0009; B65D  
2501/0081

See application file for complete search history.

(56) **References Cited**

U.S. PATENT DOCUMENTS

D200,356 S \* 2/1965 Platte ..... D9/528  
D225,395 S \* 12/1972 Jacob ..... D9/528

D307,391 S \* 4/1990 Blair ..... D9/528  
D337,946 S \* 8/1993 Bridger ..... D9/523  
D354,916 S \* 1/1995 Park ..... D9/523  
D415,430 S \* 10/1999 Bodker ..... D9/523  
D432,021 S \* 10/2000 Caughey ..... D9/523  
D432,426 S \* 10/2000 Caughey ..... D9/523  
D459,993 S \* 7/2002 Clarke ..... D9/528  
D766,724 S \* 9/2016 Niggel ..... D9/520  
D786,077 S \* 5/2017 Chung ..... D23/211  
D797,561 S \* 9/2017 Eziquiel-Shriro ..... D9/528  
D799,972 S \* 10/2017 Jost ..... D9/528  
D800,569 S \* 10/2017 Eziquiel-Shriro ..... D9/543  
D826,056 S \* 8/2018 Salotti ..... D9/528  
D828,168 S \* 9/2018 Cowan-Hughes ..... D9/528  
D828,169 S \* 9/2018 Cowan-Hughes ..... D9/528  
D828,170 S \* 9/2018 Cowan-Hughes ..... D9/528

\* cited by examiner

*Primary Examiner* — Dana Meyrow

(74) *Attorney, Agent, or Firm* — Anova Law Group, PLLC

(57) **CLAIM**

The ornamental design for a bottle, as shown and described.

**DESCRIPTION**

FIG. 1 is a perspective view of a bottle, showing my new design;

FIG. 2 is a front view thereof;


FIG. 3 is a back view thereof;

FIG. 4 is a left view thereof;

FIG. 5 is a right view thereof; and,

FIG. 6 is a top view thereof.

**1 Claim, 6 Drawing Sheets**







**FIG. 1**






**FIG. 2**






**FIG. 3**






**FIG. 4**





***FIG. 5***



**FIG. 6**