



US00D869947S

(12) **United States Design Patent**
Mitchell

(10) **Patent No.:** **US D869,947 S**

(45) **Date of Patent:** **** Dec. 17, 2019**

- (54) **BLANK FOR PACKAGING**
- (71) Applicant: **Smurfit Kappa UK Limited**, Liverpool (GB)
- (72) Inventor: **Glenn Mitchell**, Liverpool (GB)
- (73) Assignee: **Smurfit Kappa UK Limited**, Liverpool (GB)

(**) Term: **15 Years**

(21) Appl. No.: **29/645,491**

(22) Filed: **Apr. 26, 2018**

(30) **Foreign Application Priority Data**

- Oct. 26, 2017 (EM) 004422335
- Oct. 26, 2017 (EM) 004422335-0001
- Oct. 26, 2017 (EM) 004422335-0002

(51) **LOC (12) Cl.** **09-03**

(52) **U.S. Cl.**
USPC **D9/433**

(58) **Field of Classification Search**
USPC D9/414-423, 424-429, 430-432, 433,
D9/434, 456, 457, 711, 713, 721-722;
D3/272-274, 290, 304, 305, 315
CPC ... B65D 5/00; B65D 5/02; B65D 5/18; B65D
5/20

See application file for complete search history.

(56) **References Cited**

U.S. PATENT DOCUMENTS

- 2,781,160 A * 2/1957 Bolding B65D 5/58
229/117
- 3,767,037 A * 10/1973 Anderson B65D 5/02
206/497
- D262,357 S * 12/1981 Kohler D9/433
- D337,942 S * 8/1993 Artis D9/418

- 5,240,176 A * 8/1993 Akers B65D 5/4608
206/366
- D455,347 S * 4/2002 Robinson D9/433
- D552,987 S * 10/2007 Magnusson D9/432
- D581,785 S * 12/2008 Magnusson D9/433
- D582,269 S * 12/2008 Magnusson D9/433
- D582,270 S * 12/2008 Magnusson D9/433
- D587,112 S * 2/2009 Magnusson D9/433
- 7,581,672 B1 * 9/2009 Keefe B65D 5/443
229/109
- D764,279 S * 8/2016 Sevšek D9/431
- D812,467 S * 3/2018 Lee D9/433

(Continued)

Primary Examiner — Vy N Koenig

(74) *Attorney, Agent, or Firm* — Reichel Stohry Dean
LLP; Natalie J. Dean

(57) **CLAIM**

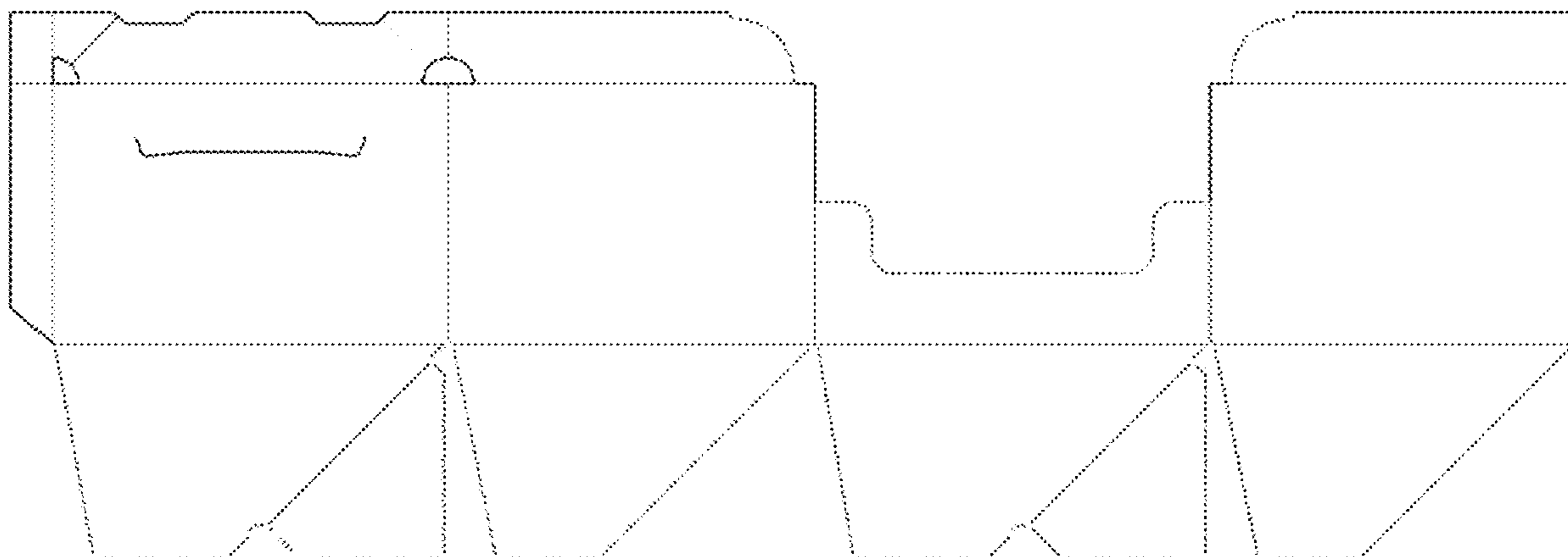
The ornamental design for a blank for packaging, as shown and described.

DESCRIPTION

FIG. 1 is a right front perspective view of a blank for packaging of the present disclosure;
FIG. 2 is a left side view of the blank for packaging of FIG. 1;
FIG. 3 is a right side view of the blank for packaging of FIG. 1;
FIG. 4 is a top view of the blank for packaging of FIG. 1;
FIG. 5 is a bottom view of the blank for packaging of FIG. 1; and,
FIG. 6 is a rear plan view of the blank for packaging of FIG. 1.

The broken lines in FIGS. 1-6 are boundary lines which define the bounds of the claimed design for illustrative purposes and form no part of the claimed design. The claimed design extends to the broken line boundaries but does not include the boundaries or the area encompassed by the boundaries.

1 Claim, 4 Drawing Sheets



(56)

References Cited

U.S. PATENT DOCUMENTS

2005/0006446 A1* 1/2005 Stafford, Jr. B65D 5/10
229/117.04
2006/0022023 A1* 2/2006 Kuentler B65D 5/48008
229/120.13

* cited by examiner

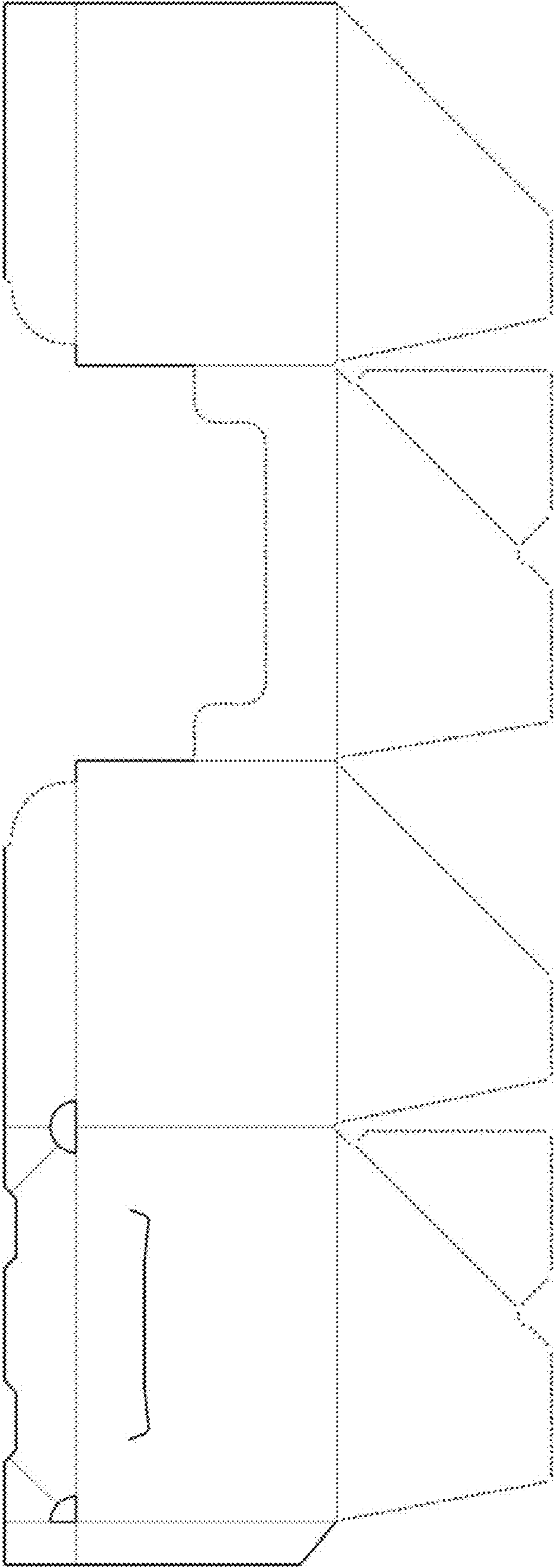


Figure 1



Figure 2



Figure 3



Figure 4



Figure 5

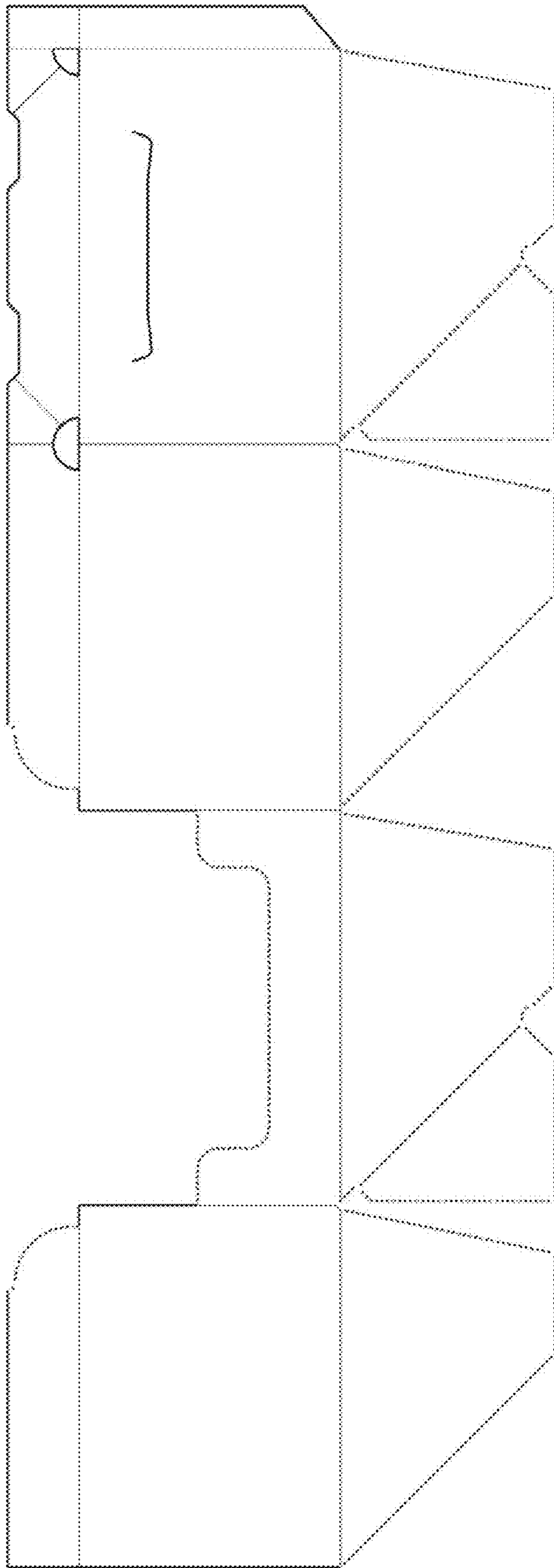


Figure 6