

US00D869938S

(12) **United States Design Patent**  
**Warren**

(10) **Patent No.:** **US D869,938 S**

(45) **Date of Patent:** **\*\* Dec. 17, 2019**

(54) **HELMET CARABINER LOCK WITH RUBBER COATING**

(71) Applicant: **Nigel Warren**, Singapore (SG)

(72) Inventor: **Nigel Warren**, Singapore (SG)

(\*\*) Term: **15 Years**

(21) Appl. No.: **29/651,671**

(22) Filed: **Dec. 14, 2018**

(51) **LOC (12) Cl.** ..... **09-06**

(52) **U.S. Cl.**  
USPC ..... **D8/356**

(58) **Field of Classification Search**  
USPC ..... D8/356, 354, 349, 99, 105; D13/155;  
320/107; 403/322.2; D3/201; 431/274  
CPC ..... H02J 7/0026; H02J 7/0021; H02J 7/0027;  
Y02E 60/12; F16B 45/00; F16B 7/042;  
F23Q 1/06  
See application file for complete search history.

(56) **References Cited**

**U.S. PATENT DOCUMENTS**

7,320,159	B2 *	1/2008	Petzl	.....	F16B 45/02 24/599.5
D668,528	S *	10/2012	Chung	.....	D8/356
D684,452	S *	6/2013	Petzl	.....	D8/356
D708,046	S *	7/2014	Petzl	.....	D8/356
D745,375	S *	12/2015	Gobbi	.....	D8/356
D786,655	S *	5/2017	Petzl	.....	D8/356

D808,774	S *	1/2018	Gobbi	.....	D8/356
D835,974	S *	12/2018	Moore	.....	D8/356
2009/0056088	A1 *	3/2009	Petzl	.....	F16B 45/02 24/599.9
2014/0123447	A1 *	5/2014	Calvert	.....	F16B 45/025 24/599.9
2016/0281766	A1 *	9/2016	Moine	.....	A62B 35/0037

\* cited by examiner

*Primary Examiner* — Cynthia R Underwood

(74) *Attorney, Agent, or Firm* — Innovation Capital Law Group, LLP; Vic Lin

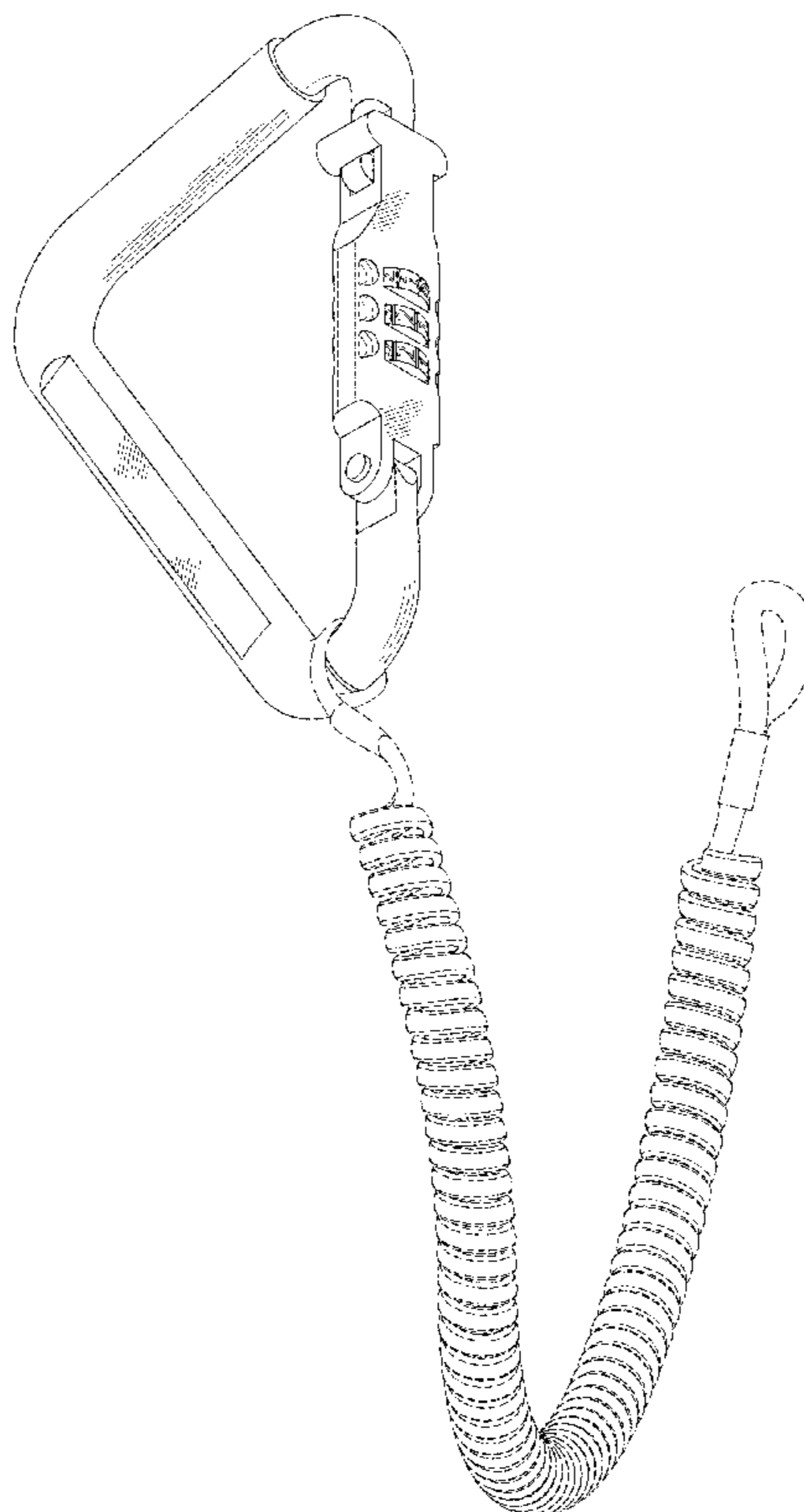
(57) **CLAIM**

I claim the ornamental design for a helmet carabiner lock with rubber coating, as shown and described.

**DESCRIPTION**

FIG. 1 is a perspective side view of a helmet carabiner lock with rubber coating showing the new design; and FIG. 2 is a left side view of the invention showing the new design; and FIG. 3 is a front view of the invention showing the new design; and FIG. 4 is a left side view of the invention showing the new design; and FIG. 5 is a top view of the invention showing the new design; and FIG. 6 is a bottom view of the invention showing the new design; and, FIG. 7 is a rear view of the invention thereof.

**1 Claim, 7 Drawing Sheets**



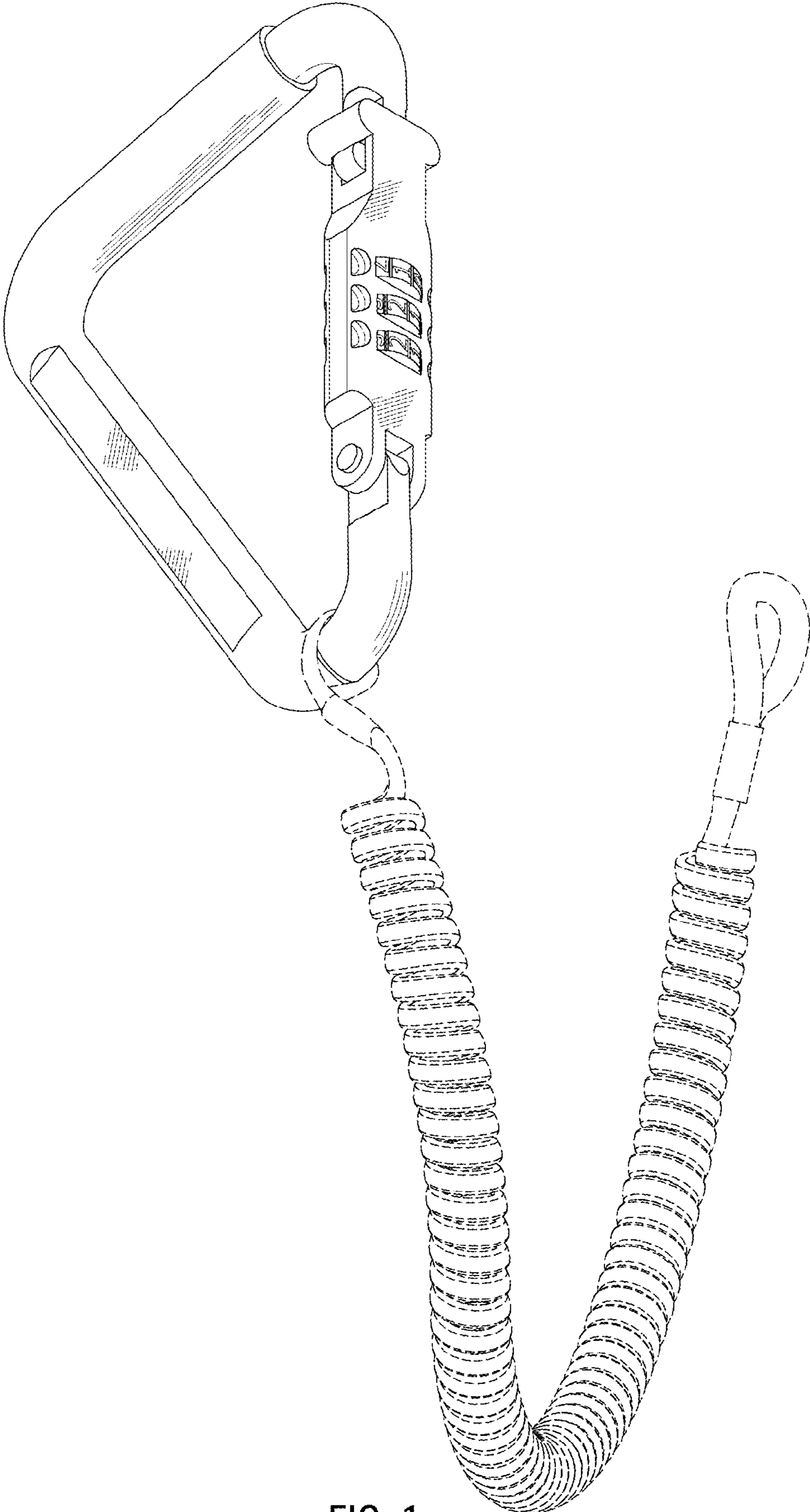


FIG. 1

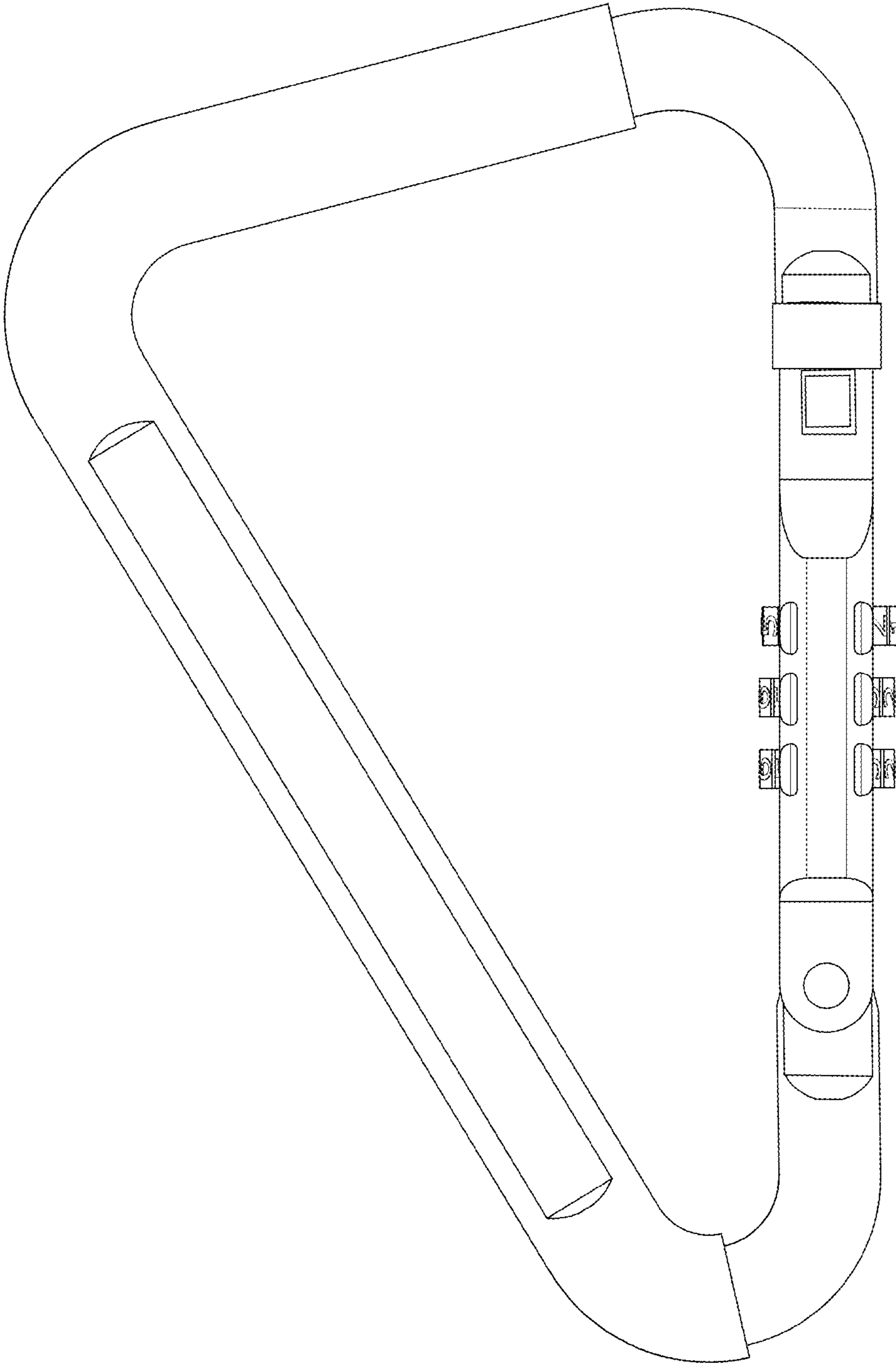


FIG. 2

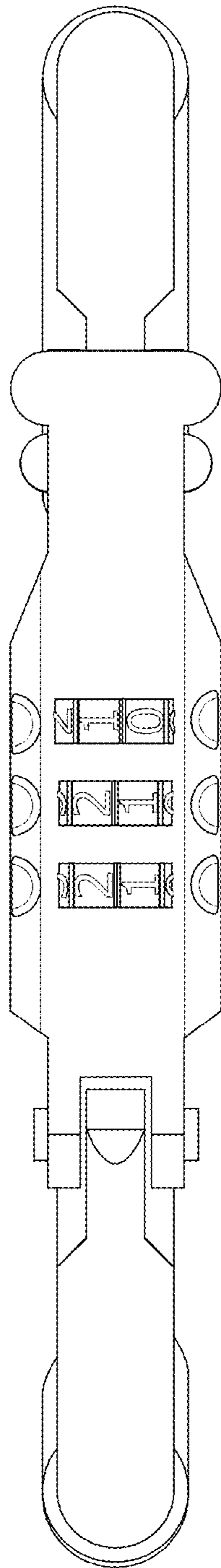


FIG. 3

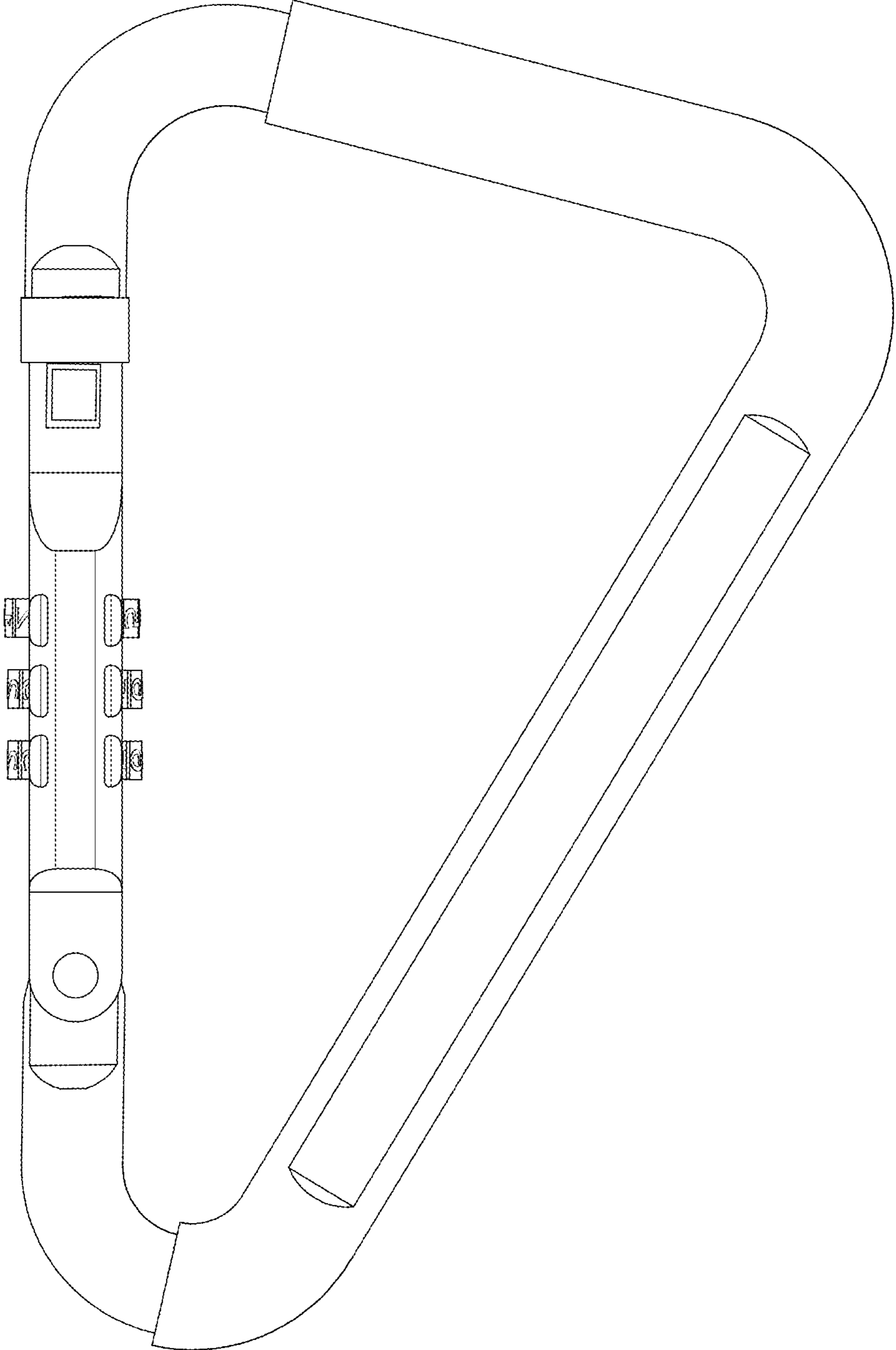


FIG. 4




FIG. 5




FIG. 6

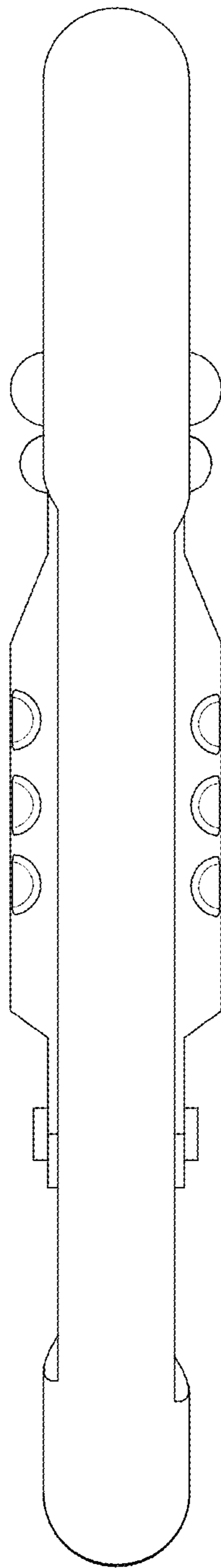


FIG. 7