

US00D869915S

(12) **United States Design Patent** (10) **Patent No.:** **US D869,915 S**
Seeuwen et al. (45) **Date of Patent:** **** Dec. 17, 2019**

(54) **HONEY DIPPER**

(71) Applicants: **Daniel Seeuwen**, Newfoundland, PA (US); **Eric Seeuwen**, Honesdale, PA (US); **Steven Seeuwen**, Hawley, PA (US)

(72) Inventors: **Daniel Seeuwen**, Newfoundland, PA (US); **Eric Seeuwen**, Honesdale, PA (US); **Steven Seeuwen**, Hawley, PA (US)

(**) Term: **15 Years**

(21) Appl. No.: **29/664,240**

(22) Filed: **Sep. 24, 2018**

(51) **LOC (12) Cl.** **07-06**

(52) **U.S. Cl.**
USPC **D7/669**

(58) **Field of Classification Search**
USPC D7/669, 683, 300.2
CPC A61C 19/00; A47G 21/02; A47G 21/00;
B65D 51/32; A47J 43/28; A47J 43/0711
See application file for complete search history.

(56) **References Cited**

U.S. PATENT DOCUMENTS

2,637,537 A * 5/1953 Arthur A47J 43/0711
416/185
D186,902 S * 12/1959 Fried D7/683

3,411,723 A * 11/1968 Kohn A61C 19/00
241/168
D291,956 S * 9/1987 Fenner D7/300.2
2007/0210593 A1 * 9/2007 Stewart A47J 43/28
294/181
2017/0007052 A1 * 1/2017 Dean A47G 21/00

* cited by examiner

Primary Examiner — Terry A Wallace

(74) *Attorney, Agent, or Firm* — Caesar Rivise, PC

(57) **CLAIM**

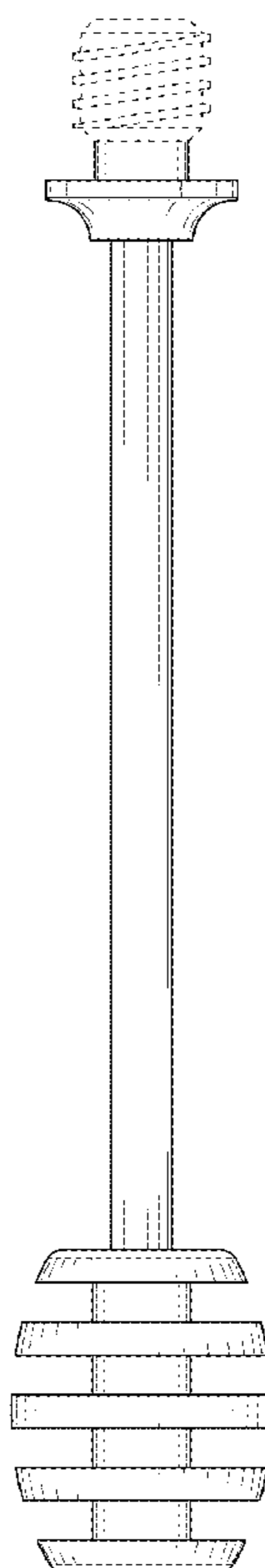
The ornamental design for the honey dipper, as shown and described.

DESCRIPTION

FIG. 1 is a front elevation view of honey dipper showing my design, the rear elevation, left side elevation, and right side elevation being identical thereto;

FIG. 2 is a top plan view of the honey dipper of FIG. 1; and, FIG. 3 is a bottom plan view of the honey dipper of FIG. 1. The broken lines depict unclaimed subject matter that form no part of the claimed design.

1 Claim, 2 Drawing Sheets



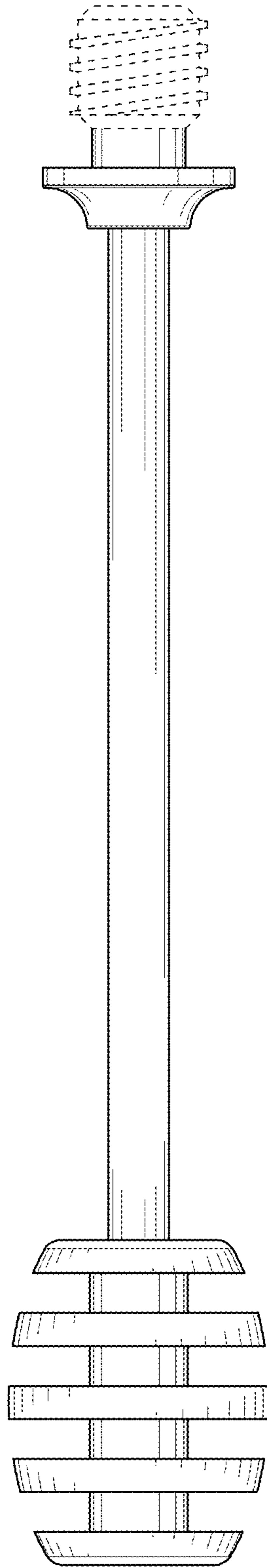


FIG. 1

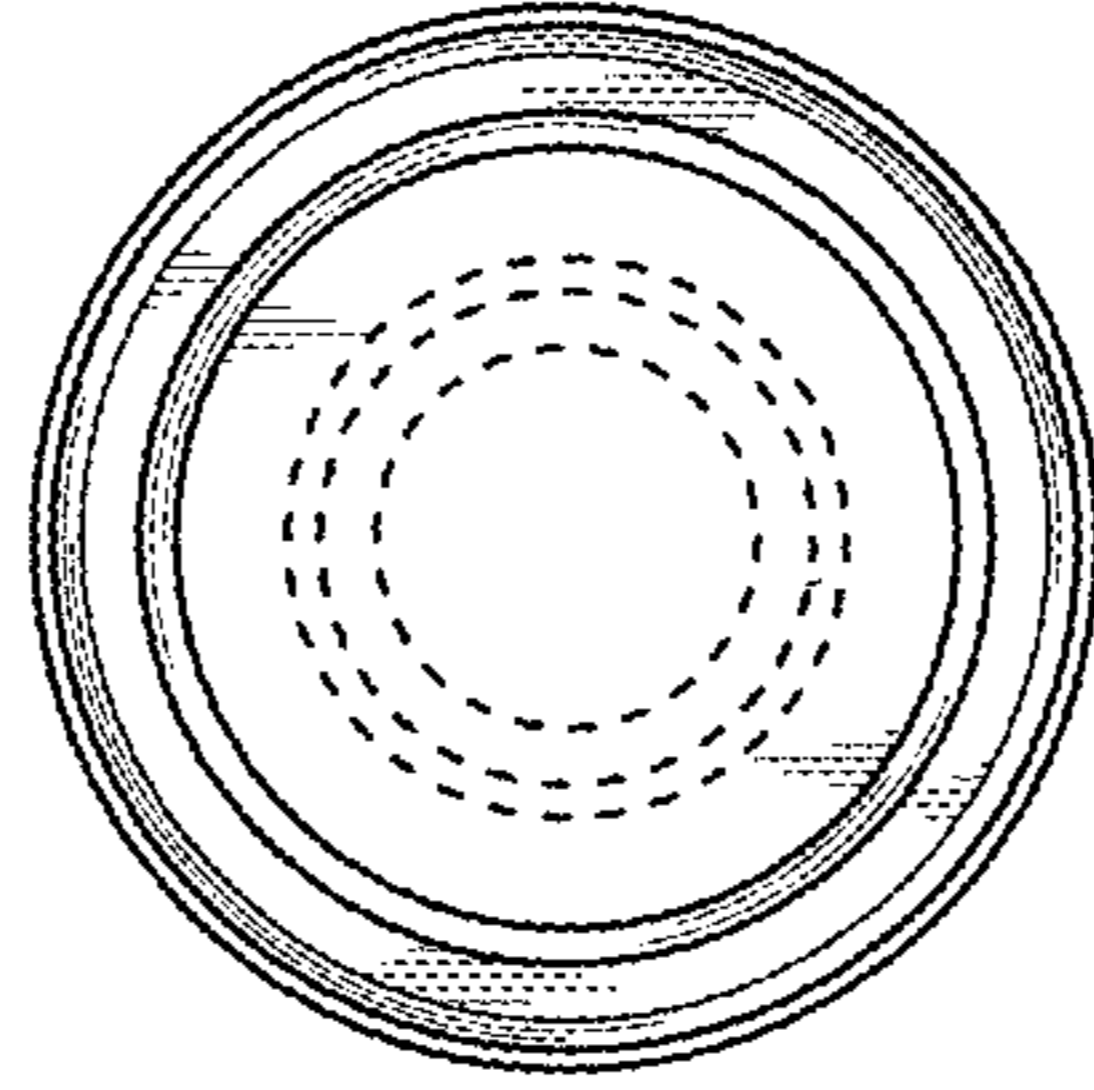


FIG. 2

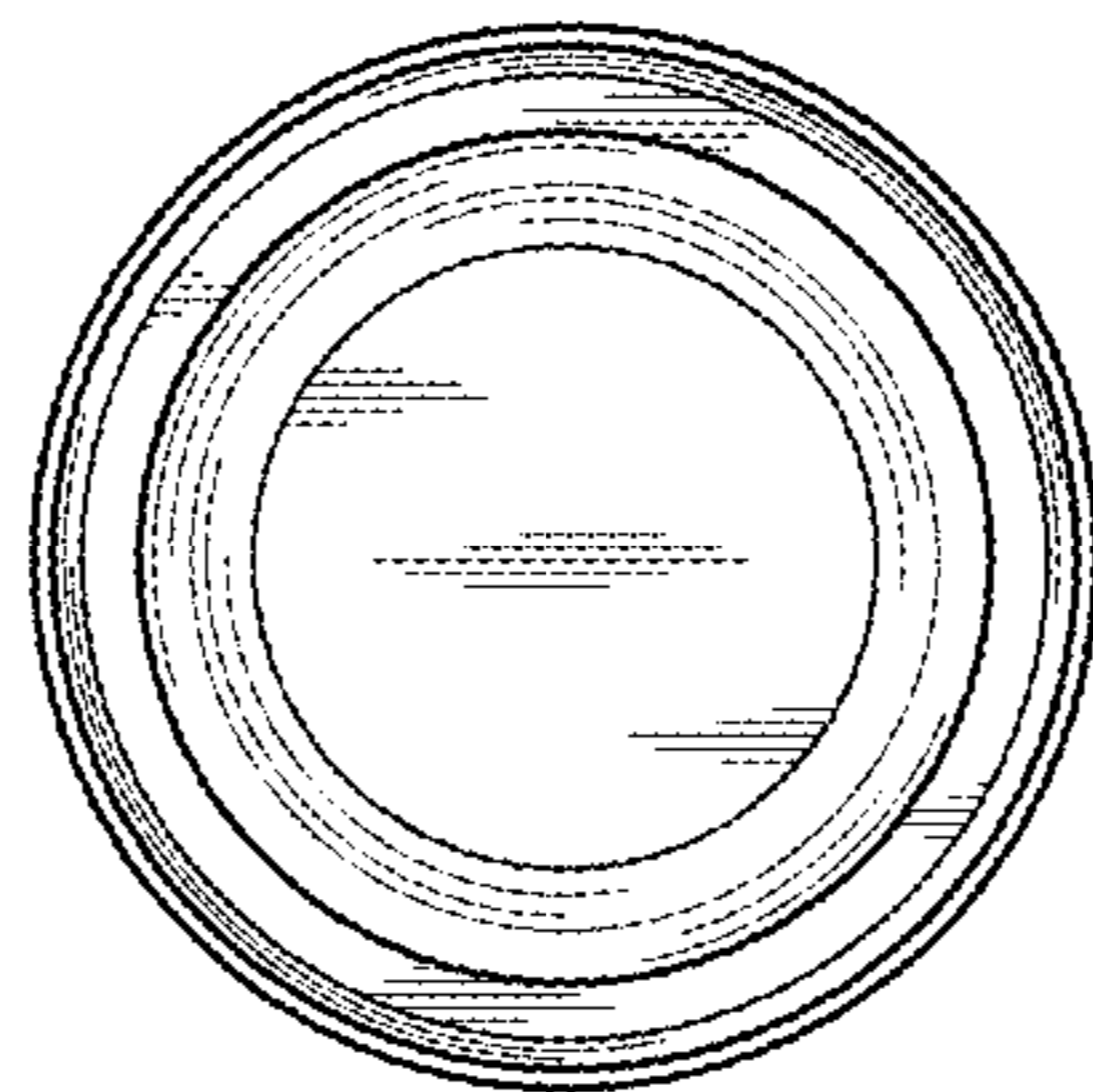


FIG. 3