

US00D869892S

(12) **United States Design Patent** (10) **Patent No.:** **US D869,892 S**  
**Zou** (45) **Date of Patent:** **\*\* Dec. 17, 2019**

(54) **FILTER CUP**

(71) Applicant: **Qingdao Ecopure Filter Co., Ltd.**,  
Qingdao (CN)

(72) Inventor: **Zhibin Zou**, Qingdao (CN)

(73) Assignee: **Qingdao Ecopure Filter Co., Ltd.**,  
Jimo, Qingdao (CN)

(\*\*) Term: **15 Years**

(21) Appl. No.: **29/635,290**

(22) Filed: **Jan. 30, 2018**

(51) **LOC (12) Cl.** ..... **07-01**

(52) **U.S. Cl.**  
USPC ..... **D7/318; D7/317**

(58) **Field of Classification Search**  
USPC ..... D7/316-319, 312, 397, 399, 393, 394;  
D23/207, 209  
CPC ..... A47J 41/0005; A47J 31/20; A47J 31/50;  
A47J 27/2105  
See application file for complete search history.

(56) **References Cited**

**U.S. PATENT DOCUMENTS**

D367,201 S *	2/1996	Joergensen	.....	D7/305
D367,580 S *	3/1996	Joergensen	.....	D7/317
D383,351 S *	9/1997	DeMore	.....	D7/317
D398,184 S *	9/1998	Silverberg	.....	D7/317
D406,003 S *	2/1999	Tanner	.....	D7/316
6,103,114 A *	8/2000	Tanner	.....	C02F 1/003 210/232
6,224,751 B1 *	5/2001	Hofmann	.....	C02F 1/003 210/85
D480,904 S *	10/2003	Backes	.....	D7/316
D512,262 S *	12/2005	Coppo	.....	D7/317
D520,597 S *	5/2006	Witte	.....	D23/209
D550,021 S *	9/2007	Heiberg	.....	D7/312
D574,924 S *	8/2008	Horiuchi	.....	D23/209

D576,250 S *	9/2008	Born	.....	D23/209
D594,690 S *	6/2009	Bursztein	.....	D7/317
D602,731 S *	10/2009	Mankowitz	.....	D7/316
D604,088 S *	11/2009	Bursztein	.....	D7/317
D616,694 S *	6/2010	Kulikov	.....	D23/209
D638,246 S *	5/2011	Harris	.....	D7/316
D639,102 S *	6/2011	Harris	.....	D7/317
D668,094 S *	10/2012	Broen	.....	D7/317
D675,861 S *	2/2013	Gray	.....	D7/317
D677,360 S *	3/2013	Sheppard	.....	D23/209
D708,888 S *	7/2014	Duran	.....	D7/317
D728,298 S *	5/2015	Ma	.....	D7/317
D739,494 S *	9/2015	Doi	.....	D23/207
D740,916 S *	10/2015	Doi	.....	D23/207
D772,635 S *	11/2016	Zhu	.....	D7/317
9,656,193 B2 *	5/2017	Lee	.....	B01D 29/56
D789,135 S *	6/2017	Green	.....	D7/317
D789,727 S *	6/2017	Rummel	.....	D7/318
D794,993 S *	8/2017	Hand	.....	D7/317
D798,643 S *	10/2017	Rummel	.....	D7/318

(Continued)

*Primary Examiner* — Marianne N Pandozzi

(74) *Attorney, Agent, or Firm* — Muncy, Geissler, Olds & Lowe, P.C.

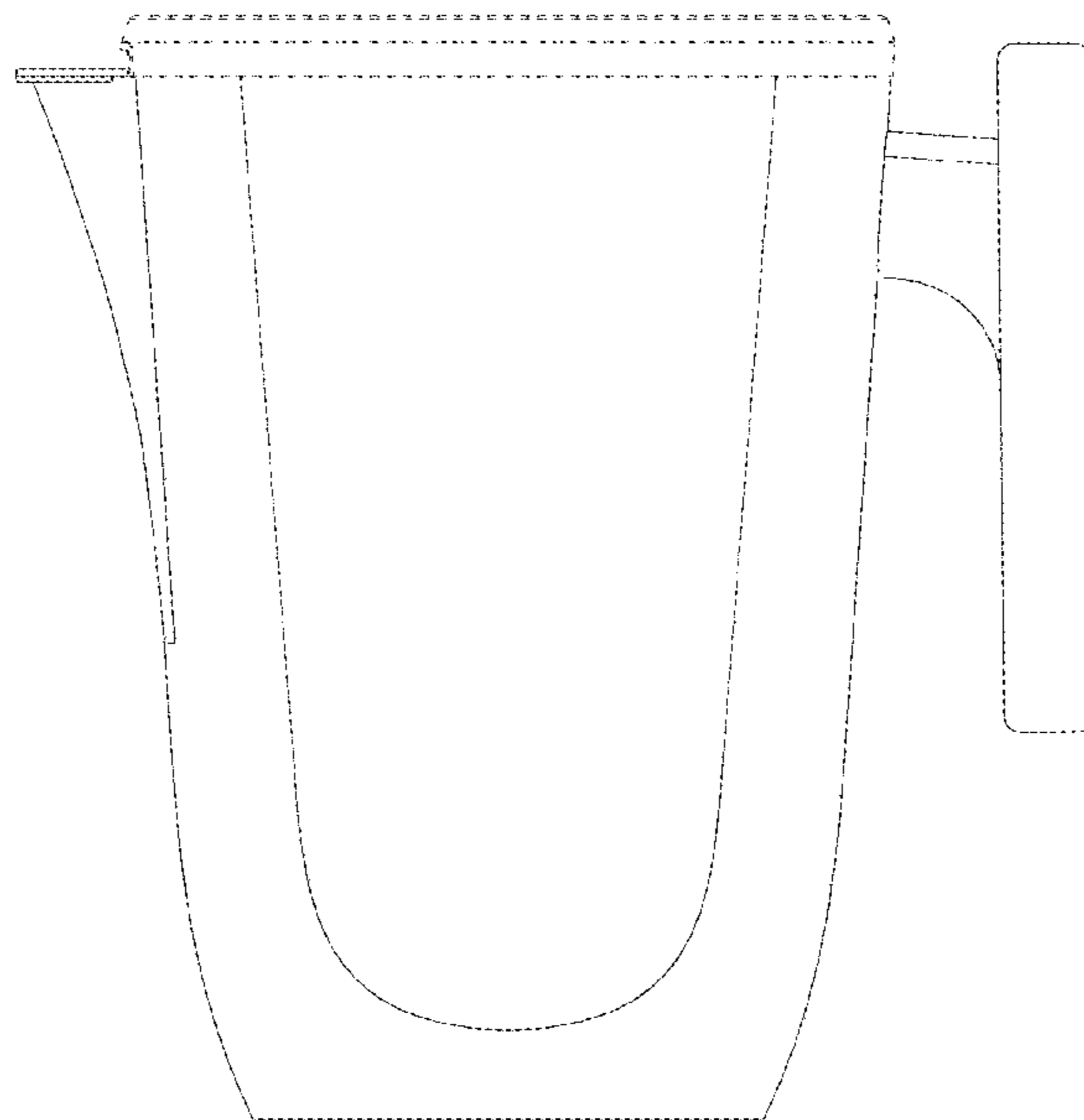
(57) **CLAIM**

The ornamental design for a filter cup, as shown and described.

**DESCRIPTION**

FIG. 1 is a Front elevational view of a filter cup showing my new design;  
FIG. 2 is a Rear elevational view thereof;  
FIG. 3 is a Left side view thereof;  
FIG. 4 is a Right side view thereof;  
FIG. 5 is a Top plan view thereof;  
FIG. 6 is a Bottom plan view thereof; and,  
FIG. 7 is a perspective view thereof.  
The broken lines in the drawing depict portions of the filter unit that form no part of the claimed design.

**1 Claim, 7 Drawing Sheets**



(56)

**References Cited**

U.S. PATENT DOCUMENTS

D800,488 S *	10/2017	Rummel	.....	D7/318
D800,489 S *	10/2017	Rummel	.....	D7/318
D801,100 S *	10/2017	Rummel	.....	D7/318
D815,482 S *	4/2018	Bell	.....	D7/318
10,143,949 B2 *	12/2018	Taszarek	.....	C02F 1/003
D845,694 S *	4/2019	Liu	.....	D7/317

\* cited by examiner

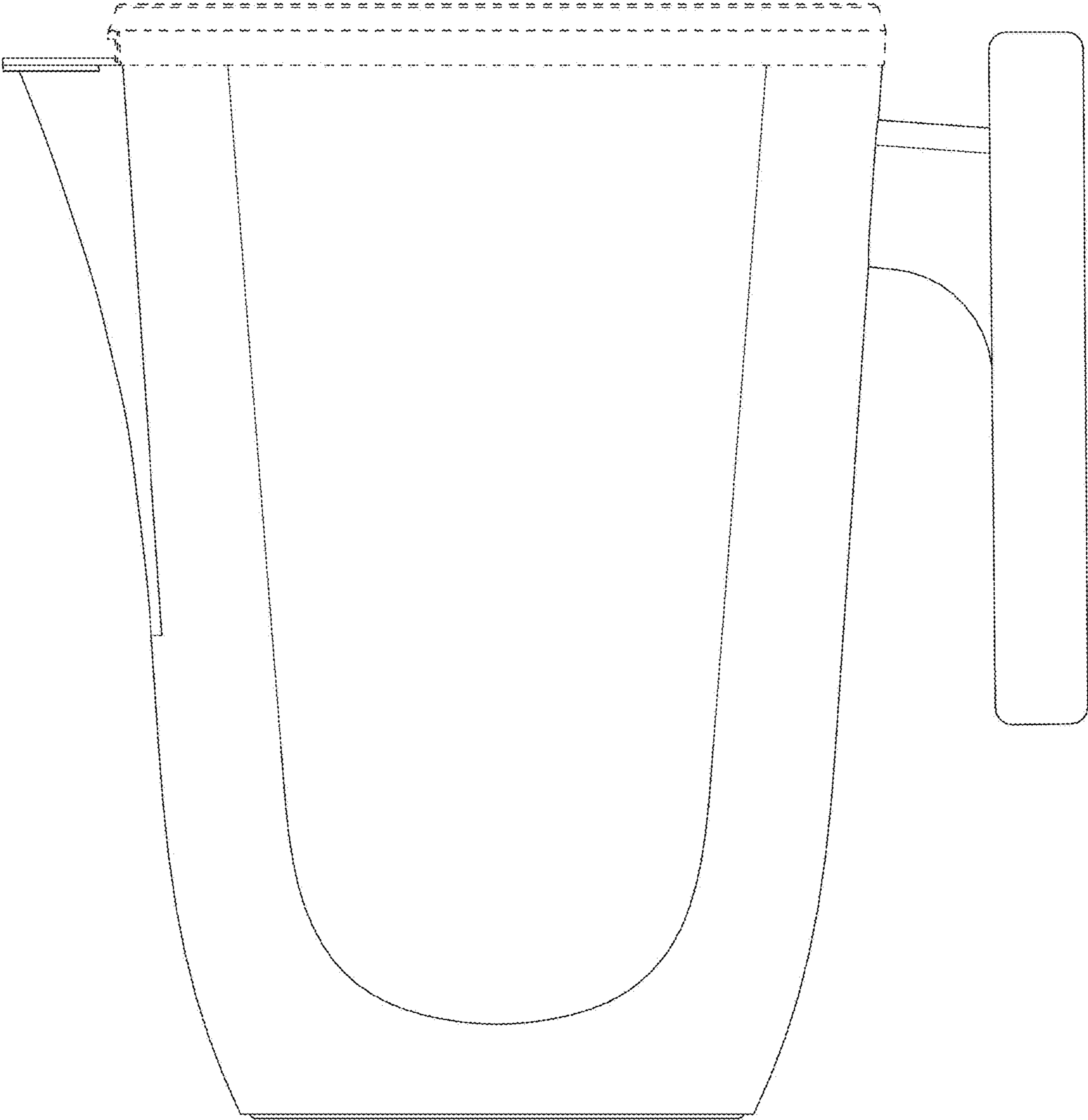


FIG. 1

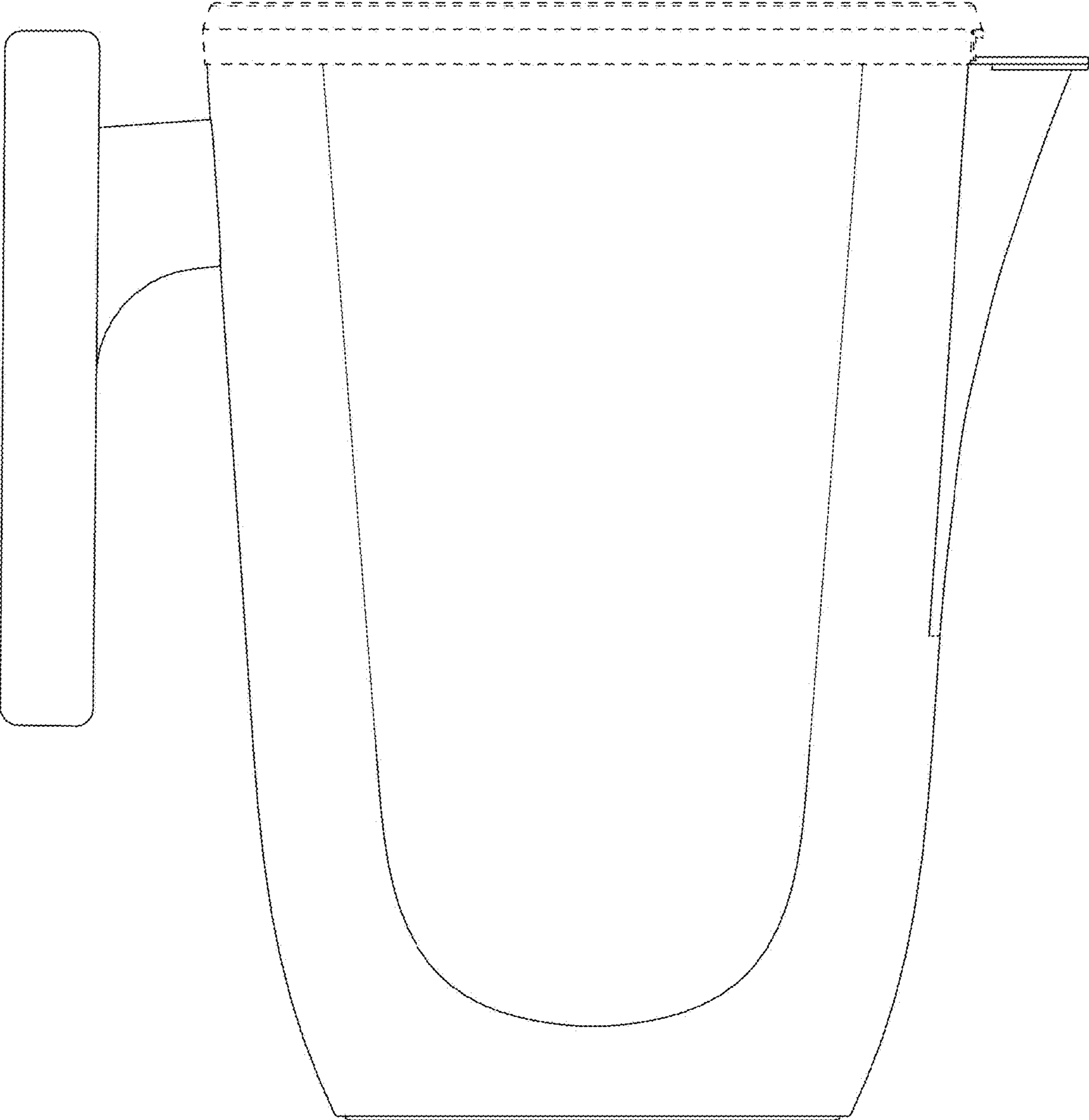


FIG. 2

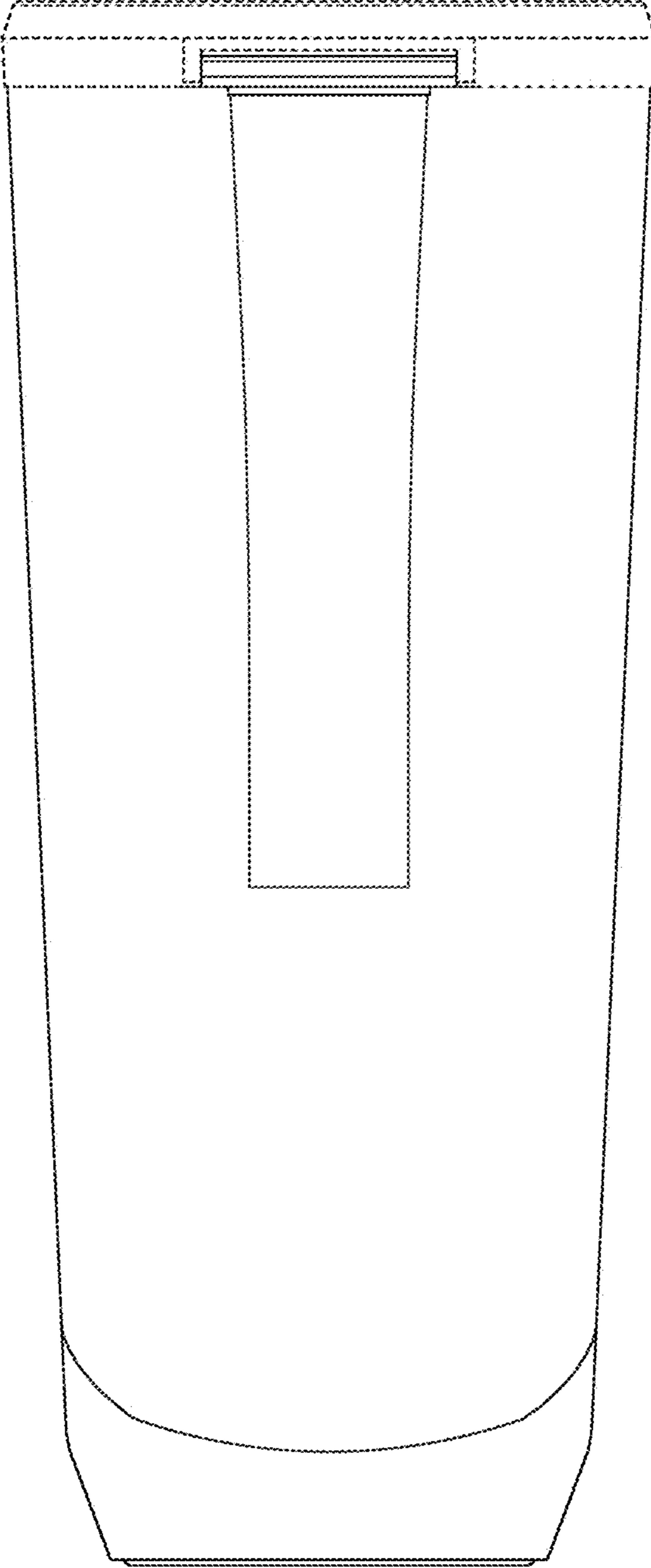


FIG. 3

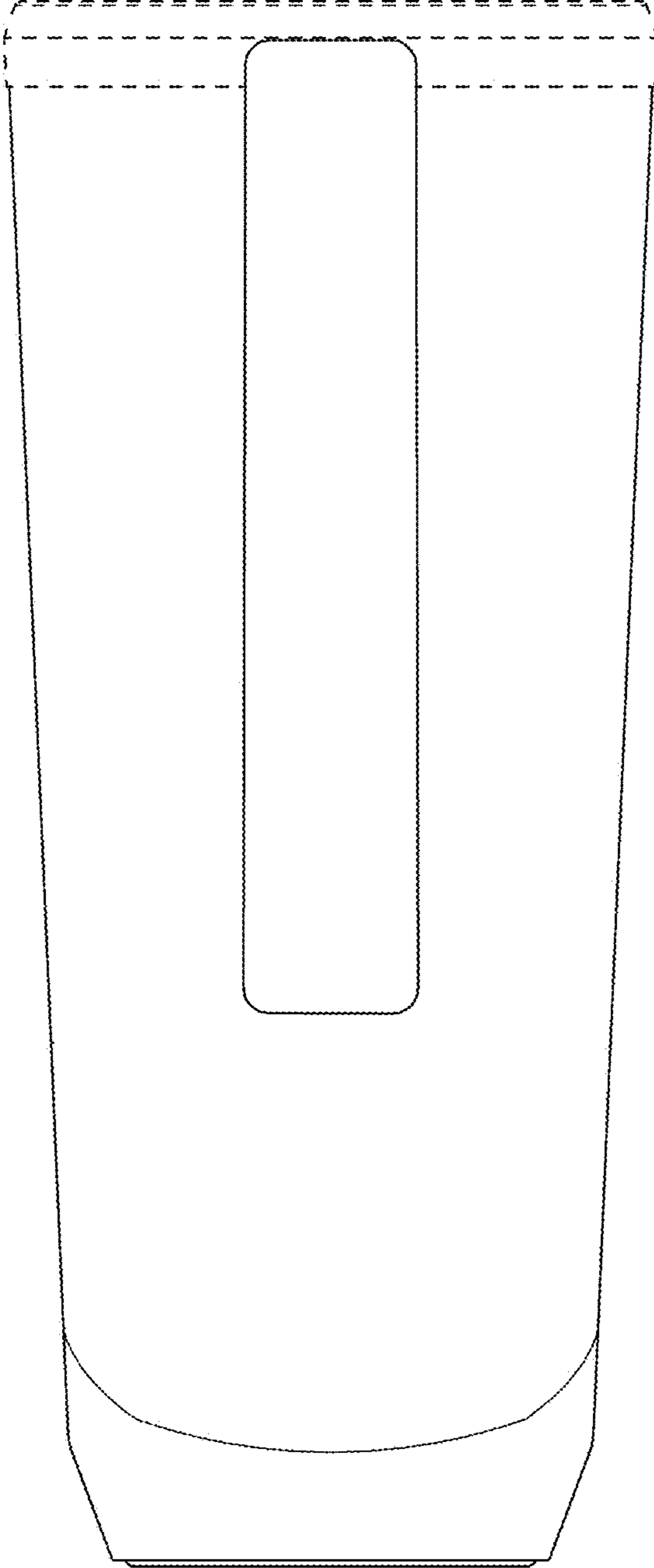


FIG. 4

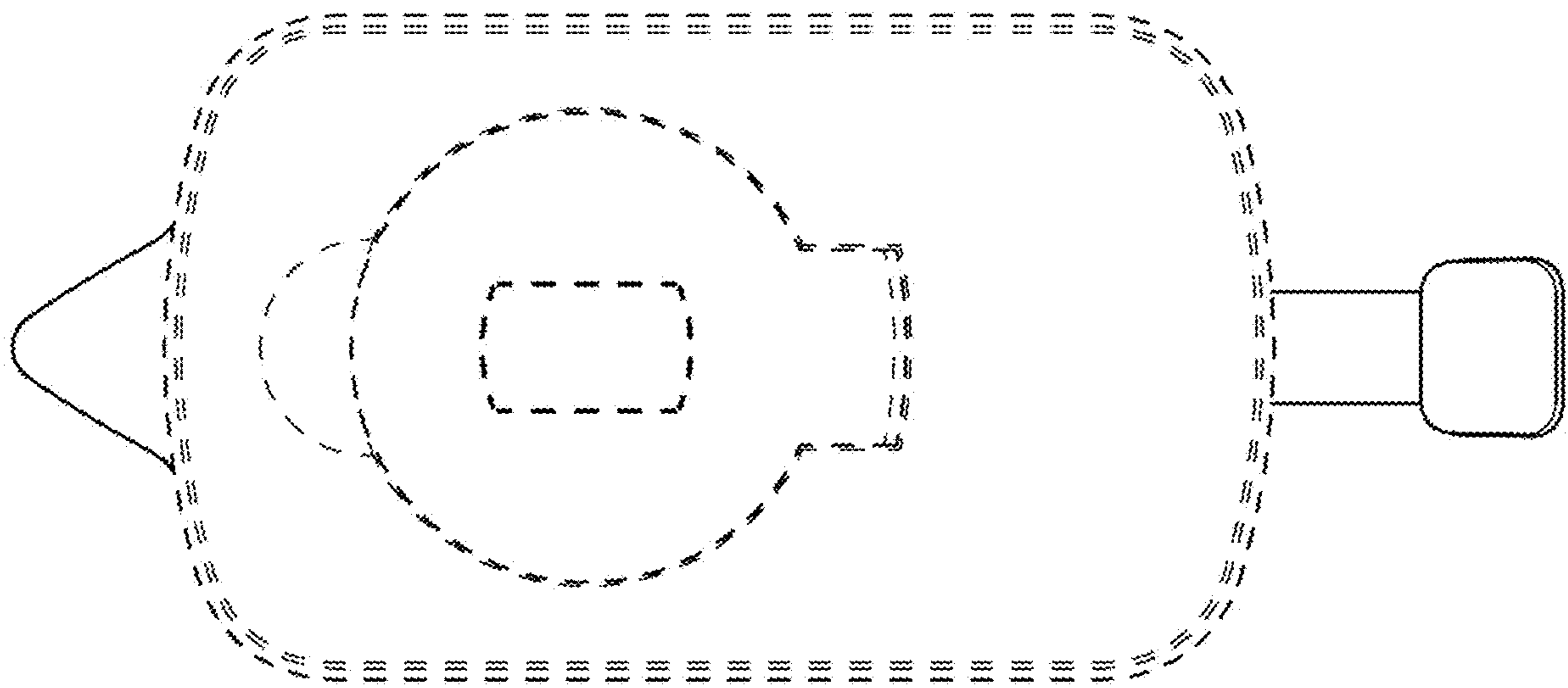


FIG. 5

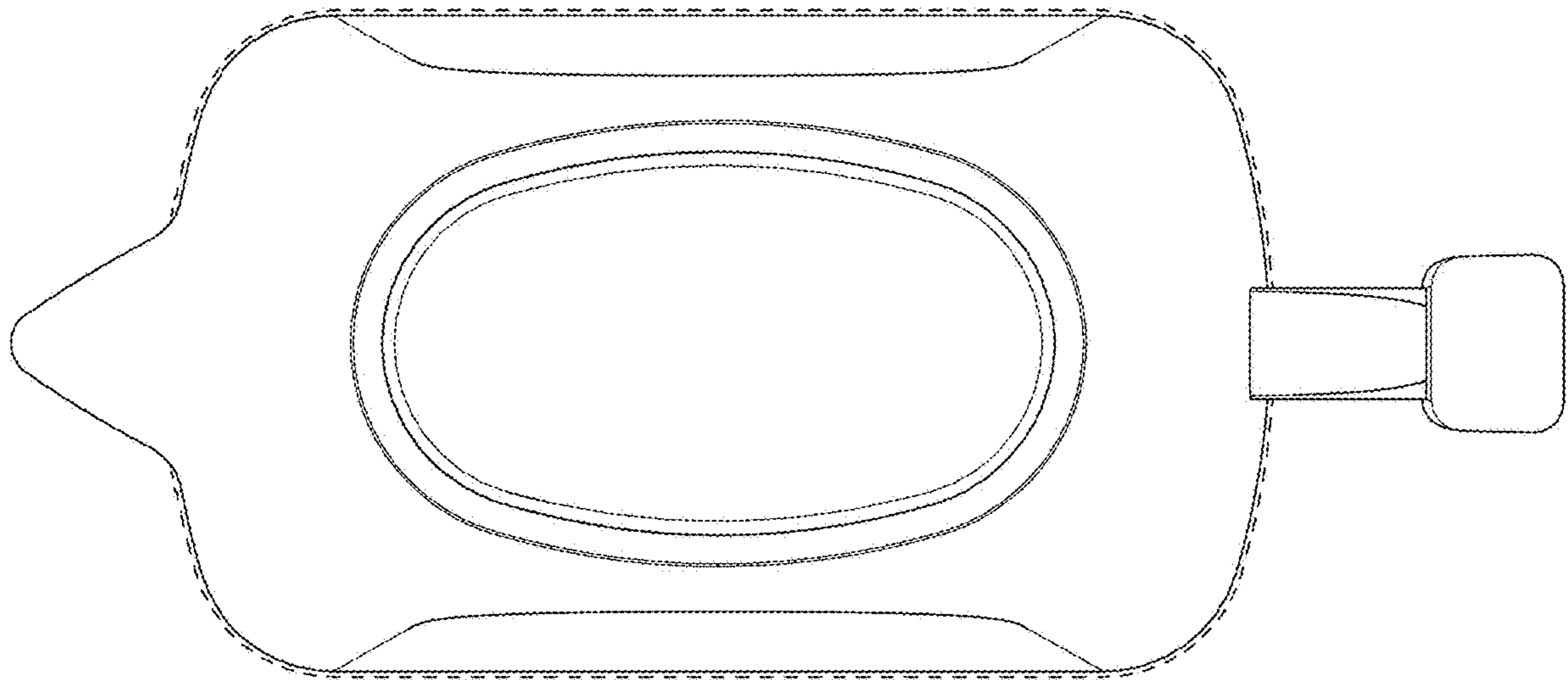


FIG. 6



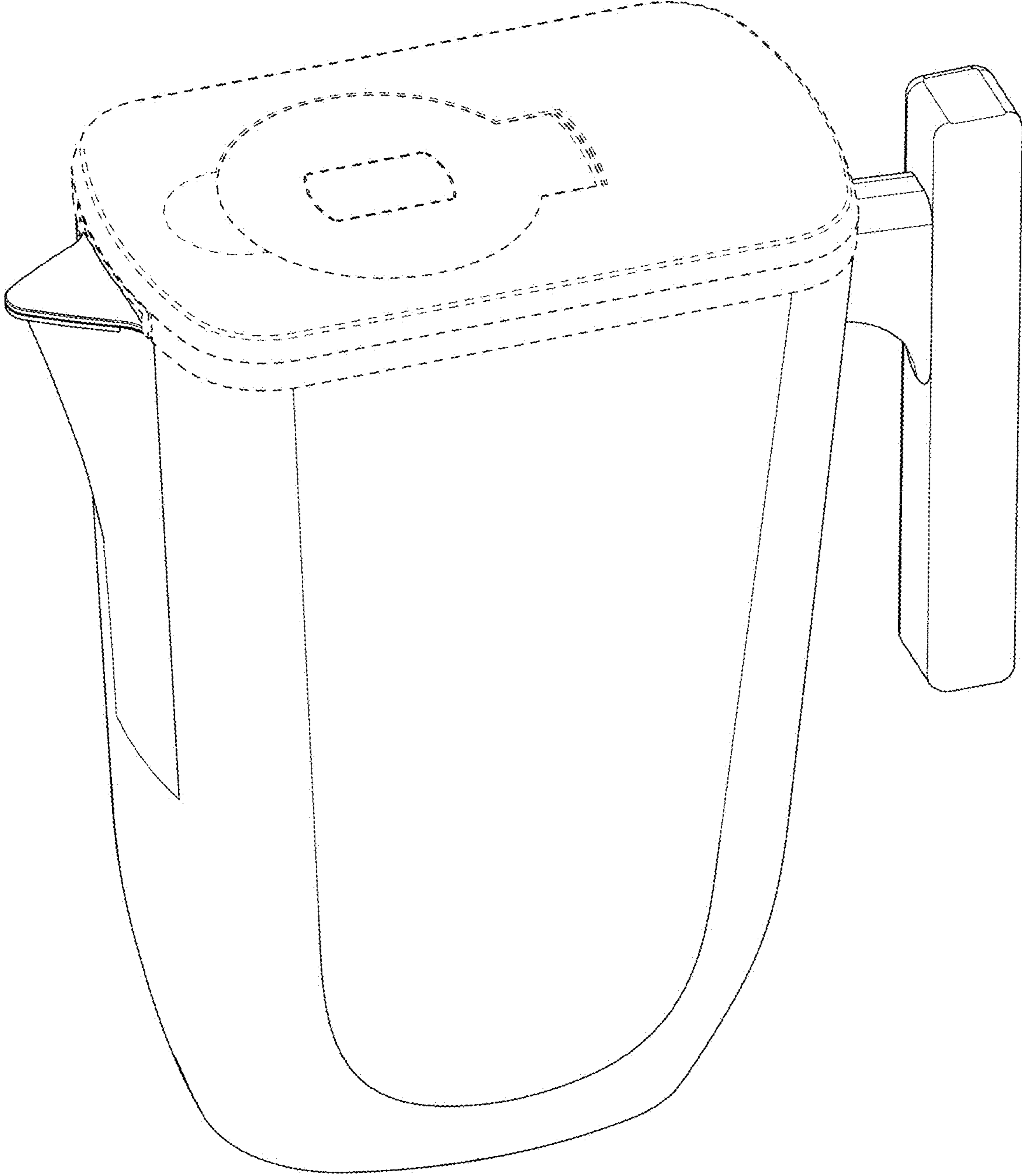


FIG. 7