



US00D869868S

(12) **United States Design Patent** (10) **Patent No.:** **US D869,868 S**
Zhang (45) **Date of Patent:** **** Dec. 17, 2019**

(54) **STOOL OR SIDE TABLE**

(71) Applicant: **ZHEJIANG MARATTI FURNITURE CO., LTD**, Zhejiang (CN)
(72) Inventor: **Zhe Zhang**, Zhejiang (CN)
(73) Assignee: **ZHEJIANG MARATTI FURNITURE CO., LTD**, Zhejiang (CN)

(**) Term: **15 Years**

(21) Appl. No.: **29/639,683**

(22) Filed: **Mar. 8, 2018**

(30) **Foreign Application Priority Data**

Sep. 10, 2017 (CN) 2017 3 00449642

(51) **LOC (12) Cl.** **06-01**

(52) **U.S. Cl.**

USPC **D6/349**; D6/335; D6/336; D6/691.4

(58) **Field of Classification Search**

USPC D6/334-338, 340-343, 349-353, 355, D6/358, 364-365, 597, 691-691.9, D6/692-692.6, 716-716.1

CPC A47B 7/00-02; A47C 11/00; A47C 12/00; A47C 13/00; A47C 16/00; A47C 16/02; A47C 16/04; A47C 9/00-105; A47K 17/02; A47K 17/028

See application file for complete search history.

(56) **References Cited**

U.S. PATENT DOCUMENTS

3,049,724 A * 8/1962 Goodman A47C 13/00 5/35
D257,995 S * 1/1981 Mikkelsen D3/302
D265,661 S * 8/1982 Schoenfeld D21/349
D299,391 S * 1/1989 Meehan D15/83
4,950,033 A * 8/1990 Anderson A47C 3/04 182/33
D351,508 S * 10/1994 Bonazza D6/336
D425,726 S * 5/2000 Sandy D6/675.4

(Continued)

OTHER PUBLICATIONS

Mobile Metal Coffee and Tea Table Storage Steel Cabinet with Wheels. [online] Published on May 11, 2018. Retrieved Nov. 7, 2018 from URL: https://maratti.en.alibaba.com/product/60724186562-805126554/Mobile_Metal_Coffee_and_Tea_Table_Storage_Steel_Cabinet_with_Wheels.html?spm=a2700.icbuShop.prewdfa4cf.49.2ff22223oPr7ct.*

Primary Examiner — Vy N Koenig

(74) *Attorney, Agent, or Firm* — JCIPRNET

(57) **CLAIM**


The ornamental design for a stool or side table, as shown and described.

DESCRIPTION

FIG. 1 is a perspective view of a stool or side table showing a first embodiment of my new design; FIG. 2 is a front view of the first embodiment; FIG. 3 is a rear view of the first embodiment; FIG. 4 is a left side view of the first embodiment; FIG. 5 is a right side view of the first embodiment; FIG. 6 is a top view of the first embodiment; FIG. 7 is a bottom view of the first embodiment; FIG. 8 is a perspective view of a stool or side table showing a second embodiment of my new design; FIG. 9 is a front view of the second embodiment; FIG. 10 is a rear view of the second embodiment; FIG. 11 is a left side view of the second embodiment; FIG. 12 is a right side view of the second embodiment; FIG. 13 is a top view of the second embodiment; FIG. 14 is a bottom view of the second embodiment; and, FIG. 15 is a perspective view of the second embodiment with the cushion placed.

The broken lines in FIGS. 7 and 14 depict portions of the stool or side table that form no part of the claimed design. The broken lines in FIG. 15 illustrates the cushion placed at the top of the stool or side table that forms no part of the claimed design.

1 Claim, 9 Drawing Sheets



(56)

References Cited

U.S. PATENT DOCUMENTS

D437,706	S *	2/2001	Alcala	D6/671
D461,061	S *	8/2002	Kent	D6/336
D515,847	S *	2/2006	Moon	D6/675.1
7,097,241	B2 *	8/2006	Tally	A47C 12/00 16/43
D587,024	S *	2/2009	Turco-Rivas	D6/336
D734,044	S *	7/2015	Tilki	D6/336
9,226,586	B1 *	1/2016	Reid	A47C 7/748
D794,969	S *	8/2017	Leibovies	D6/335
D814,202	S *	4/2018	Bowen	D6/352
2007/0262622	A1 *	11/2007	Tally	A47C 12/00 297/183.3

* cited by examiner



FIG. 1




FIG. 2




FIG. 3




FIG. 4




FIG. 5




FIG. 6




FIG. 7




FIG. 8




FIG. 9




FIG. 10




FIG. 11




FIG. 12




FIG. 13




FIG. 14




FIG. 15