



US00D869852S

(12) **United States Design Patent**  
**Papazian**

(10) **Patent No.:** **US D869,852 S**

(45) **Date of Patent:** **\*\* Dec. 17, 2019**

(54) **TOOTHBRUSH HEAD**

FOREIGN PATENT DOCUMENTS

(71) Applicant: **Mihran Papazian**, Granada Hills, CA  
(US)

CN 303658440 \* 5/2016  
CN 304310698 \* 10/2017

(Continued)

(72) Inventor: **Mihran Papazian**, Granada Hills, CA  
(US)

OTHER PUBLICATIONS

(\*\*) Term: **15 Years**

“[T]he revolutionary California based startup in oral care,” [on-line]. Published at least as early as Aug. 18, 2018; retrieved from the Internet Jul. 22, 2019. URL: <https://web.archive.org/web/20180818132923/https://brushette.com/> (Year: 2018).\*

(21) Appl. No.: **29/650,117**

(22) Filed: **Jun. 4, 2018**

(51) **LOC (12) Cl.** ..... **04-02**

(52) **U.S. Cl.**

USPC ..... **D4/101**

(58) **Field of Classification Search**

USPC ..... D4/100, 101, 102, 107, 108, 109, 110,  
D4/111, 114, 116, 121, 125, 127, 128,  
D4/130, 132, 133, 134, 138, 199

See application file for complete search history.

*Primary Examiner* — Karen E Eldridge Powers

(57) **CLAIM**

The ornamental design for a toothbrush head, as shown and described.

(56) **References Cited**

U.S. PATENT DOCUMENTS

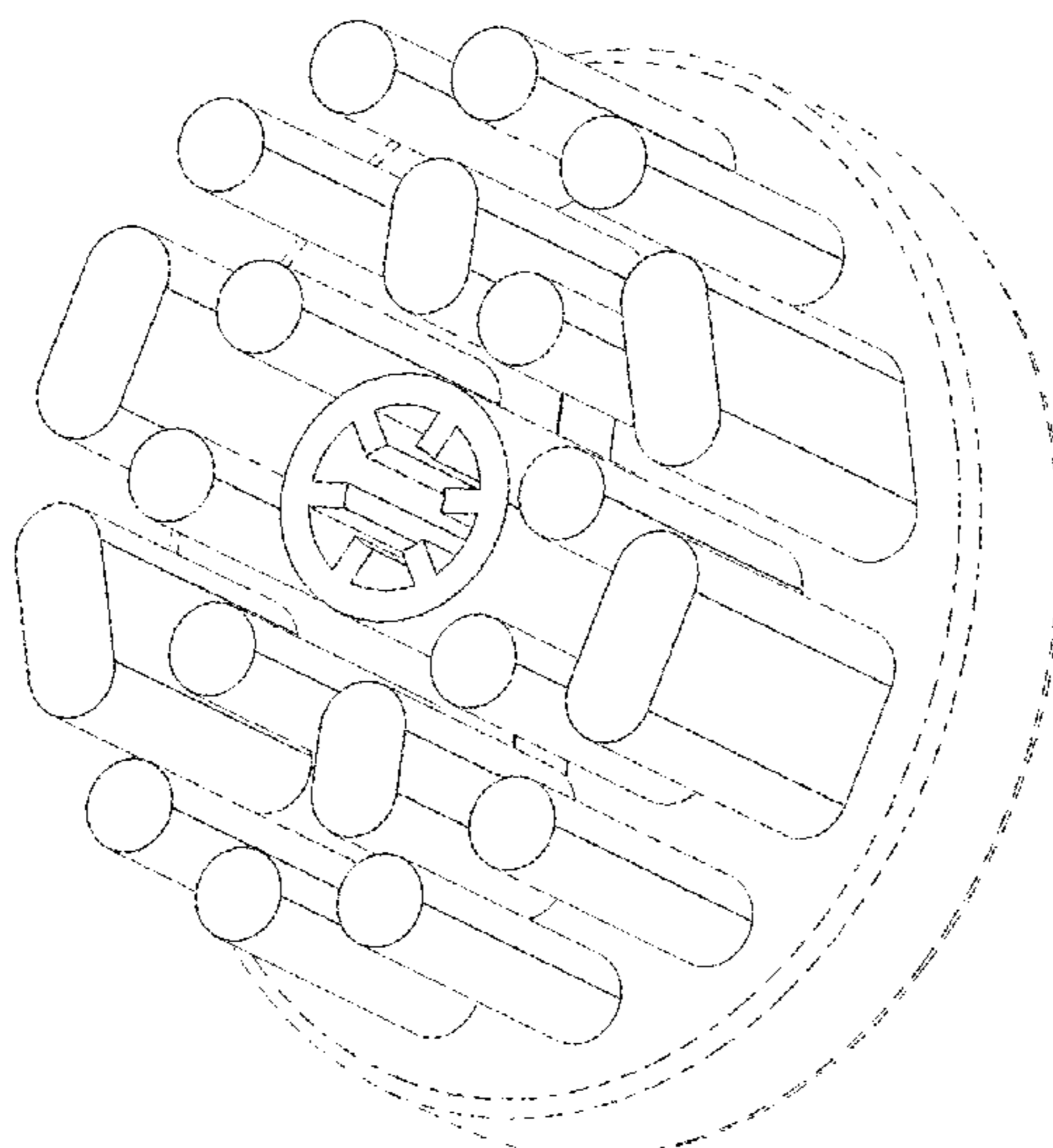
D387,206 S *	12/1997	Yamamoto	.....	D4/104
D483,183 S *	12/2003	De Salvo	.....	D4/101
6,957,468 B2 *	10/2005	Driesen	.....	A46B 3/08
				15/167.1
7,020,928 B2 *	4/2006	Hohlbein	.....	A46B 5/0029
				15/167.1
D526,487 S *	8/2006	Chenvainu	.....	D4/101
D527,905 S *	9/2006	Winkler	.....	D4/101
7,520,016 B2 *	4/2009	Kressner	.....	A46B 9/04
				15/22.1
7,814,603 B2 *	10/2010	Gavney, Jr.	.....	A46B 15/0002
				15/110
7,861,356 B2 *	1/2011	Kunath	.....	A46B 15/0002
				15/110
7,958,589 B2 *	6/2011	Braun	.....	A46B 15/0002
				15/110
RE42,985 E *	12/2011	Fischer	.....	A46B 3/06
				15/110

(Continued)

**DESCRIPTION**

FIG. 1 is a top perspective view of a toothbrush head showing my new design;  
FIG. 2 is a front elevation view of the design shown in FIG. 1;  
FIG. 3 is a left side elevation view of the design shown in FIG. 1;  
FIG. 4 is a right side elevation view of the design shown in FIG. 1;  
FIG. 5 is a rear elevation view of the design shown in FIG. 1;  
FIG. 6 is a bottom plan view of the design shown in FIG. 1; and,  
FIG. 7 is a top plan view of the design shown in FIG. 1. The broken lines showing the bristle support portion of the toothbrush head from no part of the claimed design.

**1 Claim, 7 Drawing Sheets**



(56)

**References Cited**

U.S. PATENT DOCUMENTS

8,166,601 B2 \* 5/2012 Brown, Jr. .... A46B 9/025  
15/201  
8,444,416 B2 \* 5/2013 Chenvainu ..... A46B 11/0079  
15/167.1  
D794,336 S \* 8/2017 Zavalloni ..... D4/101  
D794,963 S \* 8/2017 Matelo ..... D4/104  
9,723,912 B2 \* 8/2017 Chun ..... A46B 7/04  
D799,835 S \* 10/2017 Okai ..... D4/101  
D830,699 S \* 10/2018 Liu ..... D4/101  
D851,938 S \* 6/2019 Bloch ..... D4/101  
2005/0271531 A1 \* 12/2005 Brown, Jr. .... A61C 1/0061  
417/474  
2009/0007357 A1 \* 1/2009 Meadows ..... A46B 9/005  
15/167.1  
2009/0211043 A1 \* 8/2009 Kressner ..... A46B 9/04  
15/22.1  
2016/0346069 A1 \* 12/2016 Dai ..... A61C 17/3436

FOREIGN PATENT DOCUMENTS

CN 304324643 \* 10/2017  
CN 304324660 \* 10/2017  
CN 304475348 \* 1/2018  
CN 305039791 \* 2/2019  
EM 006583357-0003 \* 6/2019

\* cited by examiner

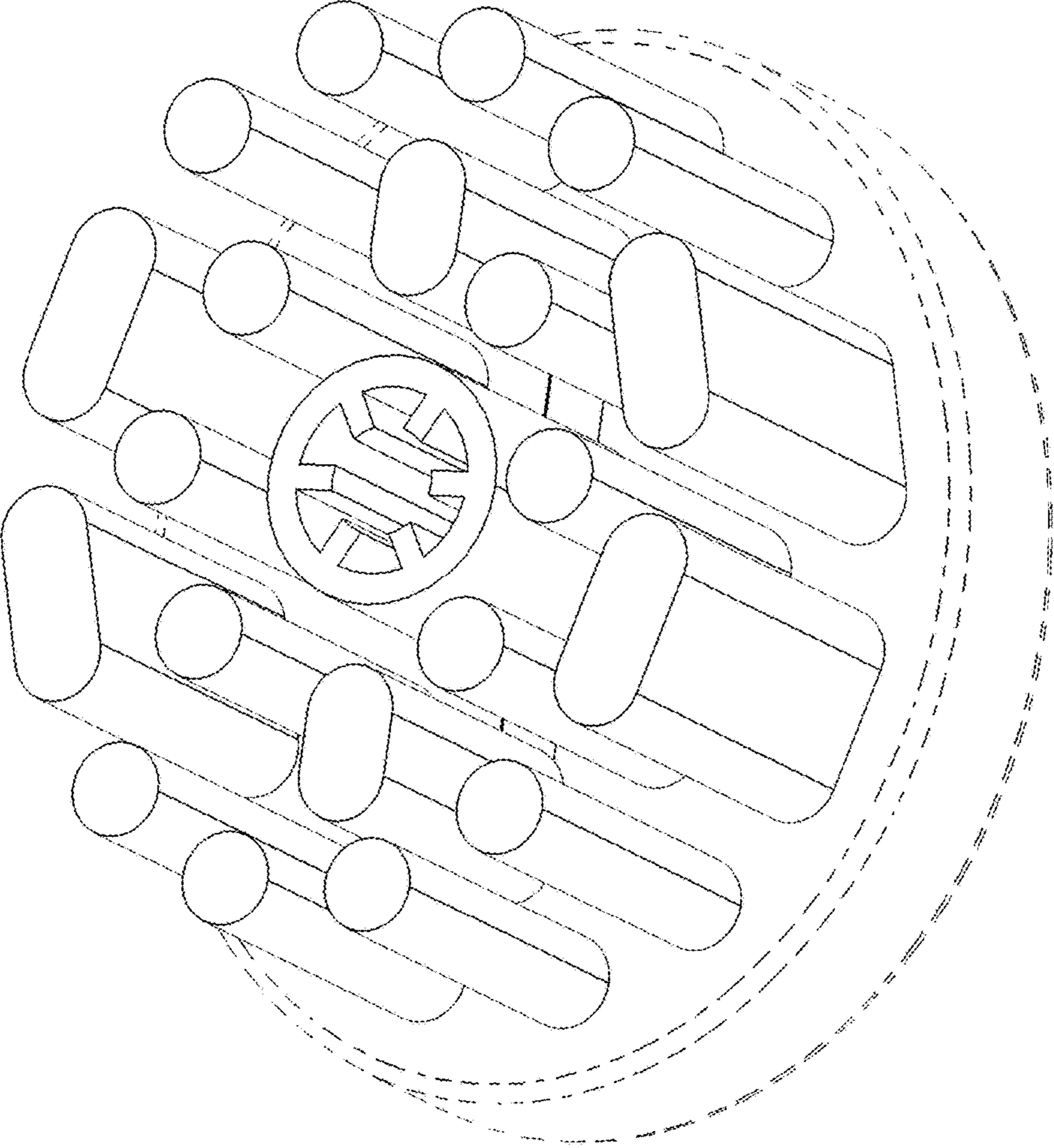


FIG. 1

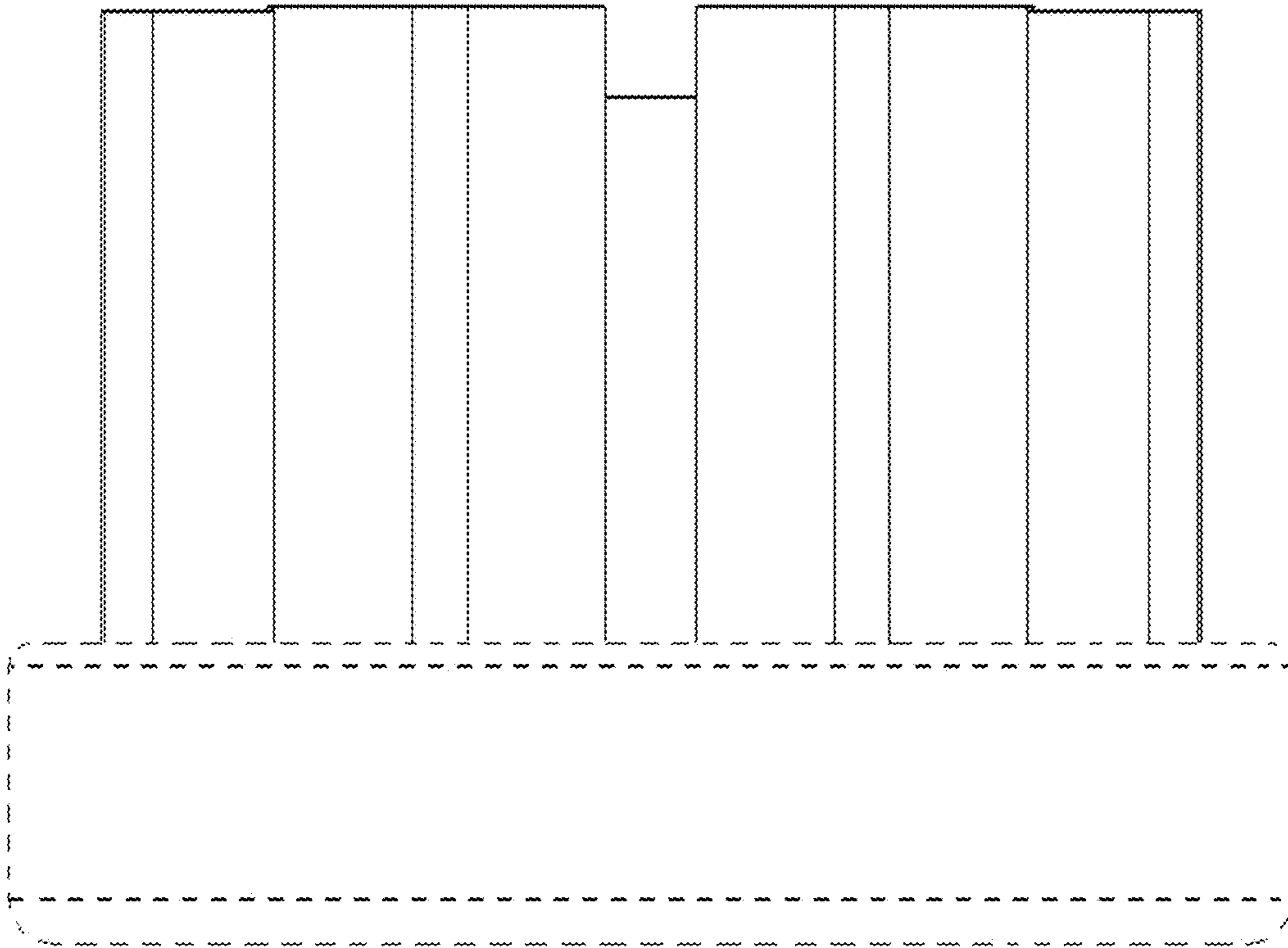


FIG. 2

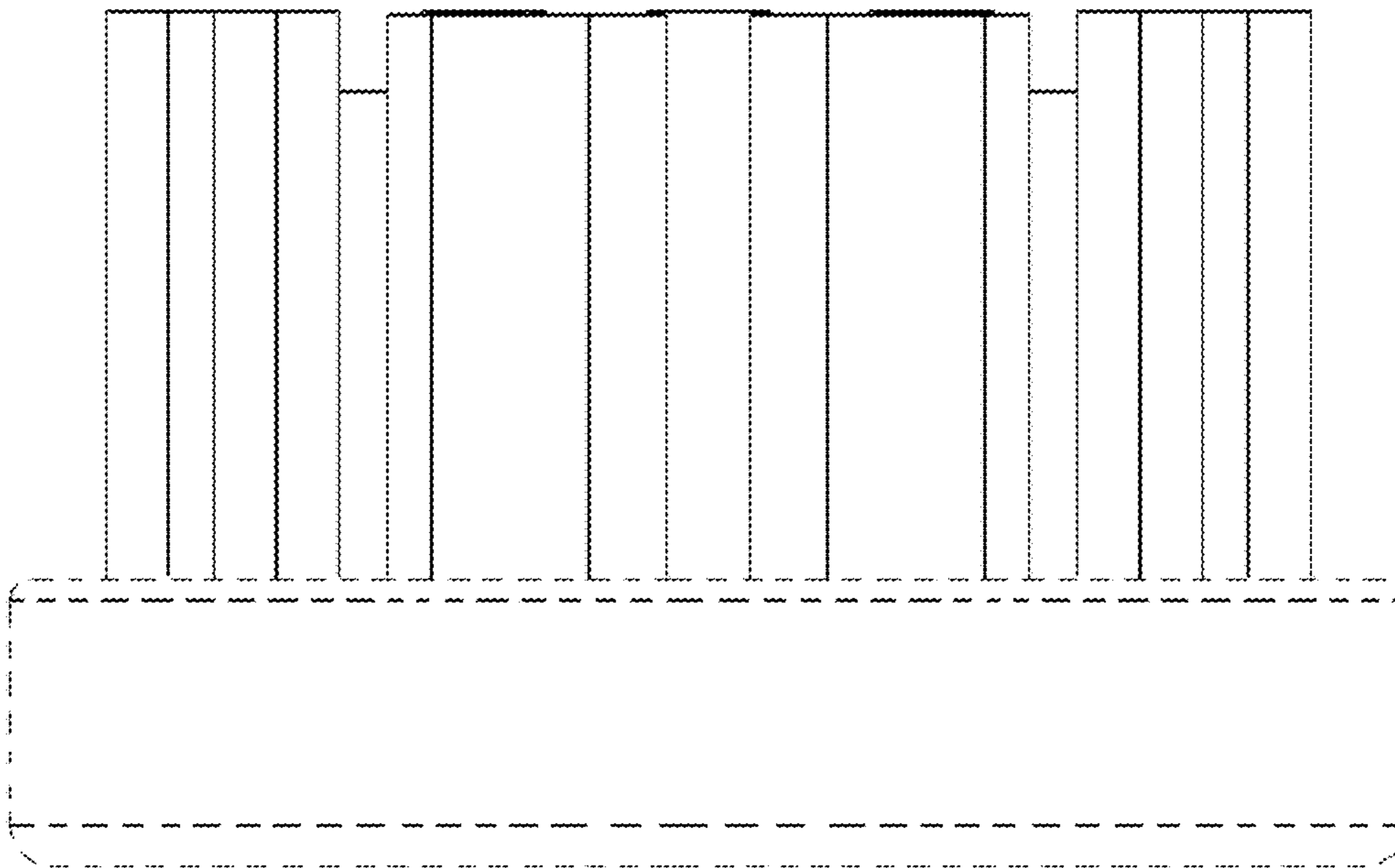


FIG. 3

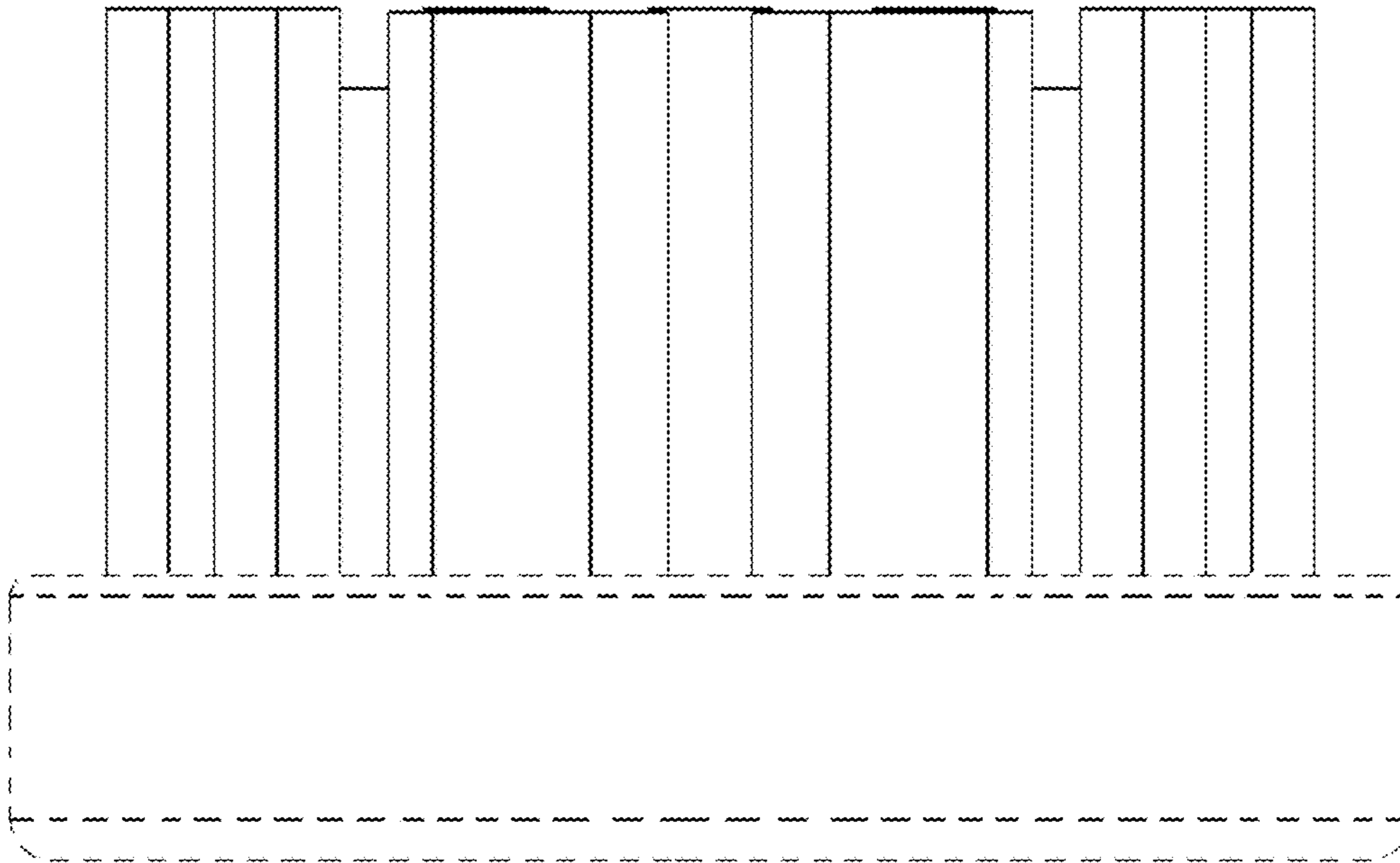


FIG. 4

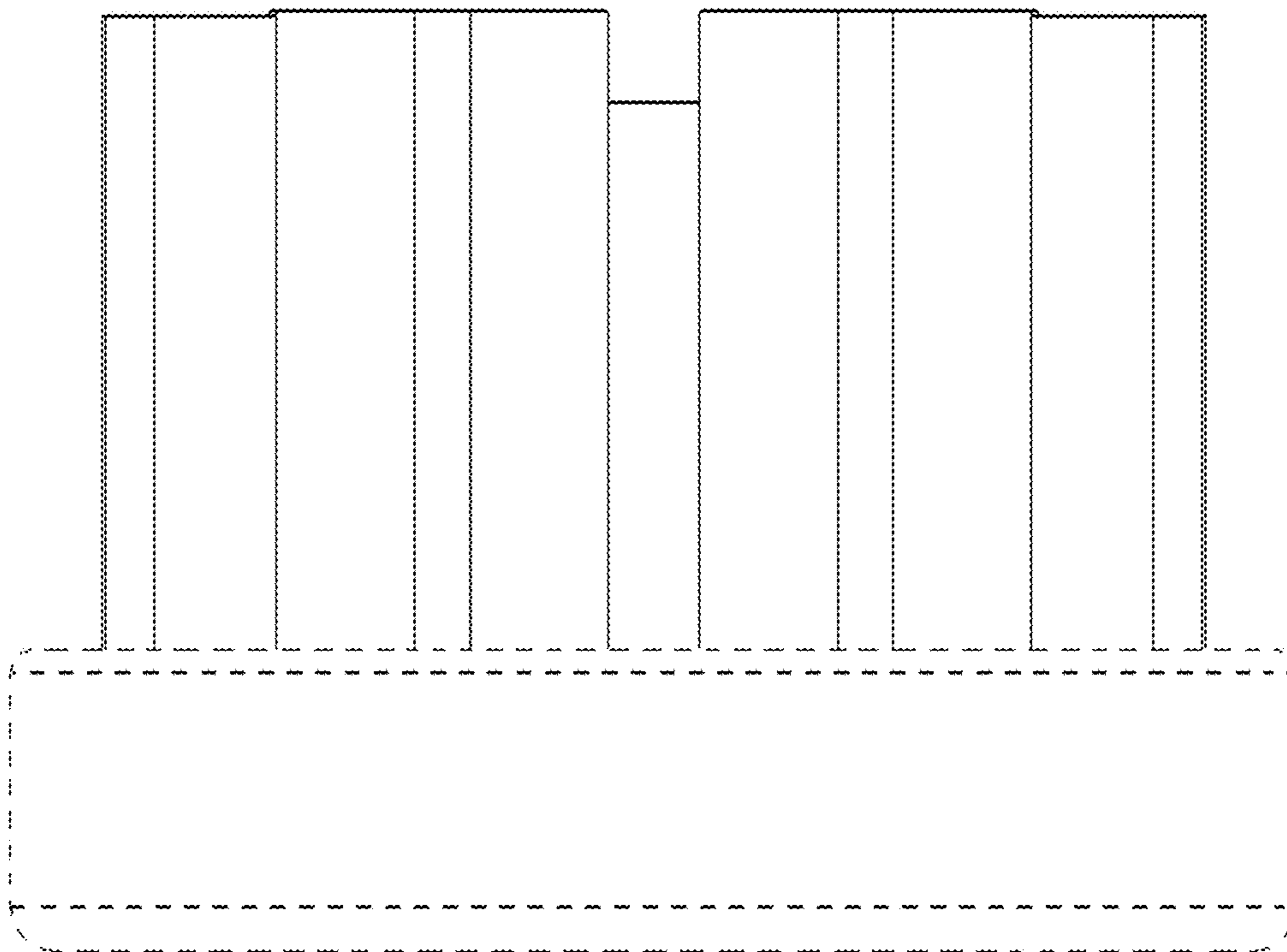


FIG. 5




FIG. 6



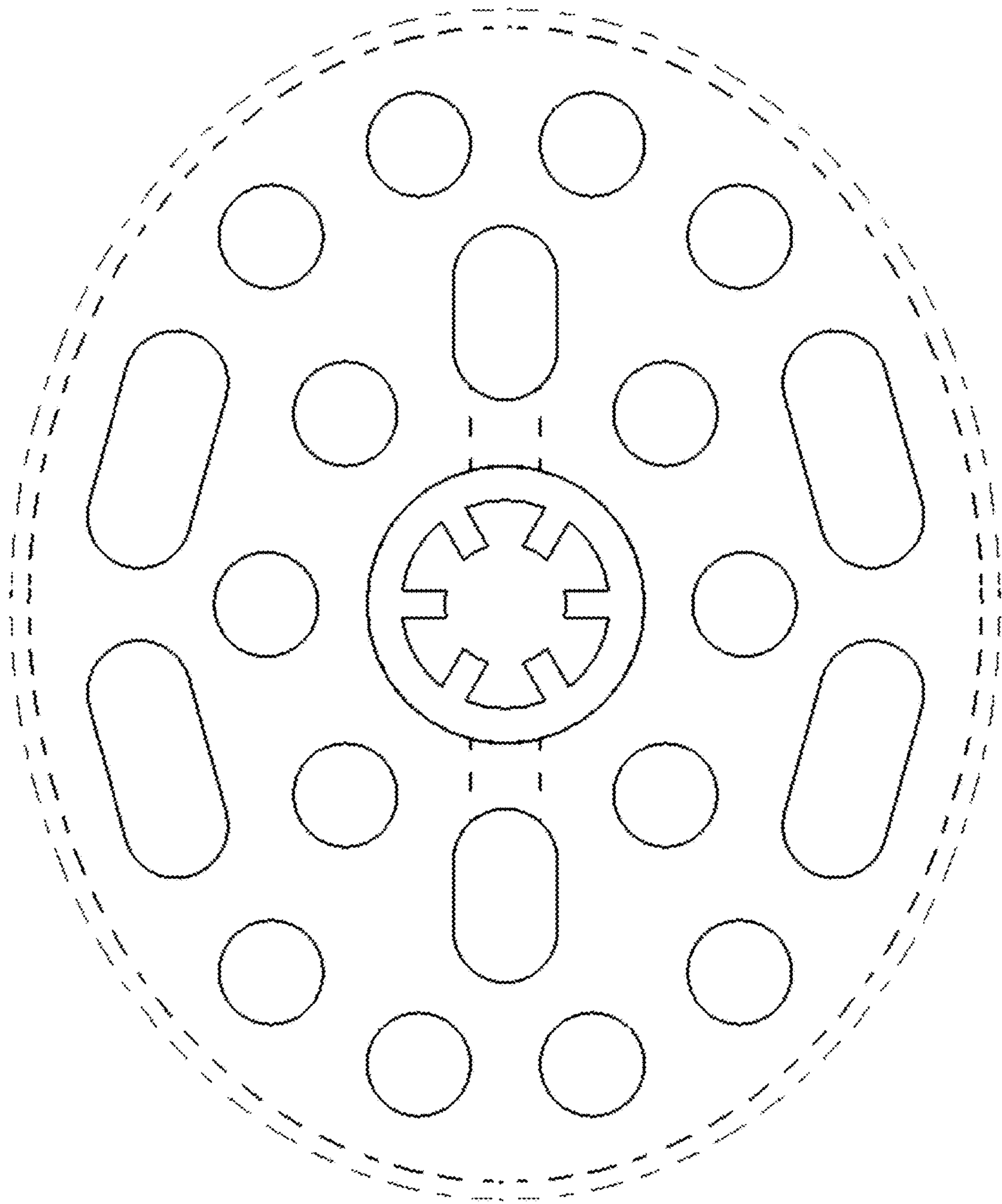


FIG. 7