



US00D869840S

(12) **United States Design Patent**
Chaney

(10) **Patent No.:** **US D869,840 S**

(45) **Date of Patent:** **** Dec. 17, 2019**

(54) **WADER SOCK**

(71) Applicant: **Brian Chaney**, Portland, OR (US)

(72) Inventor: **Brian Chaney**, Portland, OR (US)

(**) Term: **15 Years**

(21) Appl. No.: **29/654,037**

(22) Filed: **Jun. 20, 2018**

(51) **LOC (12) Cl.** **02-04**

(52) **U.S. Cl.**

USPC **D2/980**; D2/901; D2/903

(58) **Field of Classification Search**

USPC D2/896, 901, 902, 903, 905, 909, 910,
D2/911, 919, 946, 947, 951, 960, 970,
D2/980, 983, 985, 986, 987, 991, 994
CPC A43B 3/00; A43B 3/02; A43B 3/04; A43B
3/10; A43B 3/101; A43B 5/00; A43B
5/002; A43B 5/003; A43B 5/04; A43B
5/06; A43B 5/08; A43B 5/14; A43B
5/145; A43B 7/12; A43B 7/125; A43B
23/00; A43B 23/02; A43B 23/0205; A43B
23/021; A43B 23/0215; A43B 23/022;
A43B 23/06

See application file for complete search history.

(56) **References Cited**

U.S. PATENT DOCUMENTS

D133,870 S * 9/1942 Hill 36/2 R
3,084,355 A * 4/1963 Ciccotelli A63B 31/14
441/61
5,022,096 A * 6/1991 Pacanowsky A41D 13/012
2/227
D319,917 S * 9/1991 Mishima D2/903
D320,497 S * 10/1991 Steele D2/903
D369,455 S * 5/1996 Halvorson D2/901
D370,115 S * 5/1996 Ballou D2/909
5,586,341 A * 12/1996 Hill, Jr. A41B 11/001
2/239

D380,592 S * 7/1997 Whittington D2/910
5,729,915 A * 3/1998 Khoo A43B 3/02
36/7.1 R
6,317,893 B1 * 11/2001 Walton A41D 13/012
2/227
D458,439 S * 6/2002 Hudson D2/901
D478,718 S * 8/2003 Northcraft D2/980
6,964,688 B1 * 11/2005 Kania A61F 2/7812
623/33
D521,212 S * 5/2006 Williams D2/901
D560,347 S * 1/2008 Veley D2/980
D600,438 S * 9/2009 Edy D2/980
D618,889 S * 7/2010 Jones D2/909
D721,472 S * 1/2015 Solsona D2/910
D722,422 S * 2/2015 Solsona D2/910
D723,259 S * 3/2015 Norwood D2/910
D778,549 S * 2/2017 Conklin D2/903
D790,167 S * 6/2017 McKee D2/910

* cited by examiner

Primary Examiner — Elizabeth J Oswecki

(57) **CLAIM**

The ornamental design for a wader sock, as shown and described.

DESCRIPTION

FIG. 1 is a perspective view of a wader sock showing my new design;

FIG. 2 is a front view thereof;

FIG. 3 is a rear view thereof;

FIG. 4 is a right side view thereof;

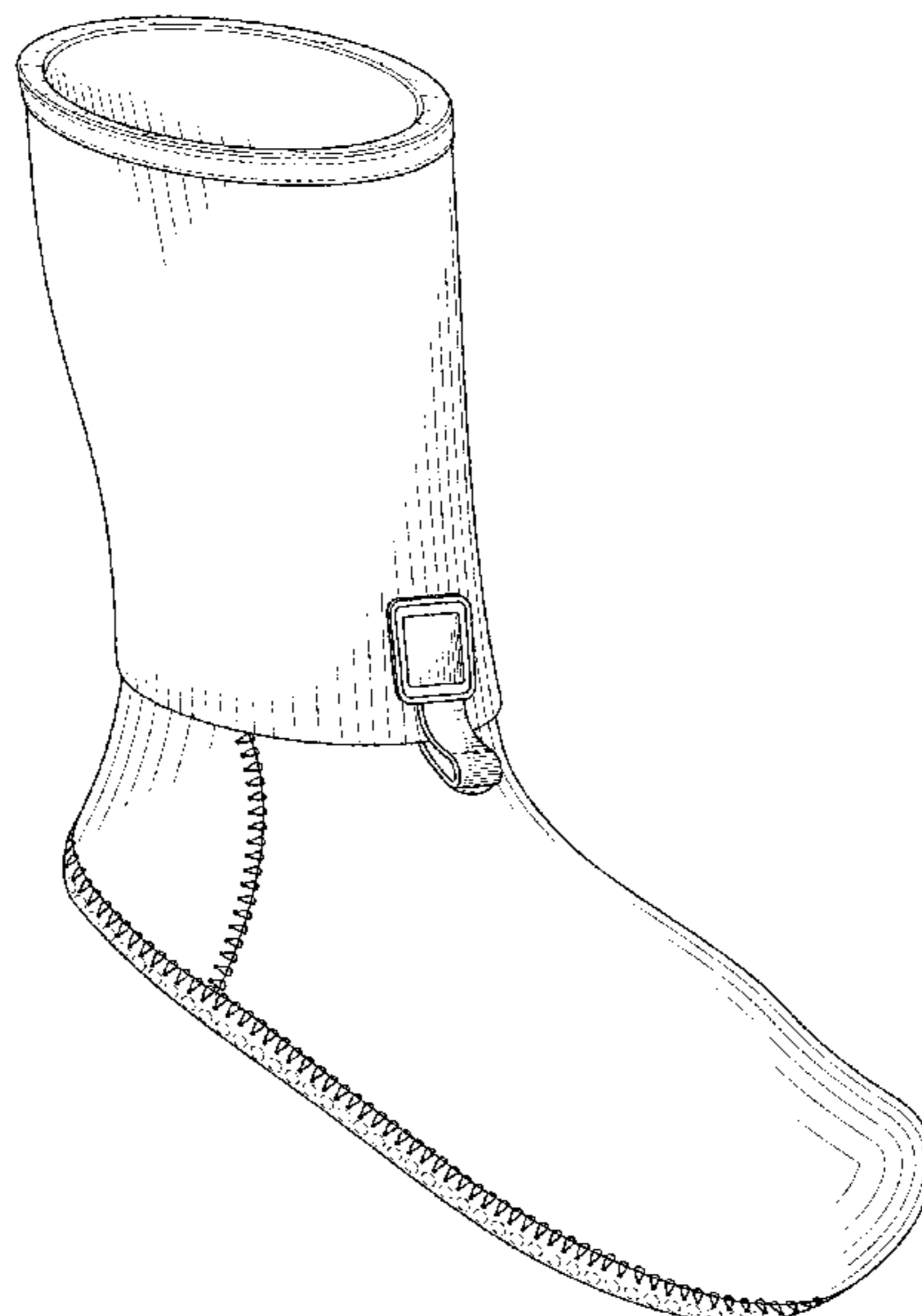
FIG. 5 is a left side view thereof;

FIG. 6 is a top view thereof; and,

FIG. 7 is a bottom view thereof.

The broken lines shown on the cuff of the sock represent thread stitching. The broken lines illustrating the circles on the sole and heel of the sock form no part of the claimed design.

1 Claim, 7 Drawing Sheets



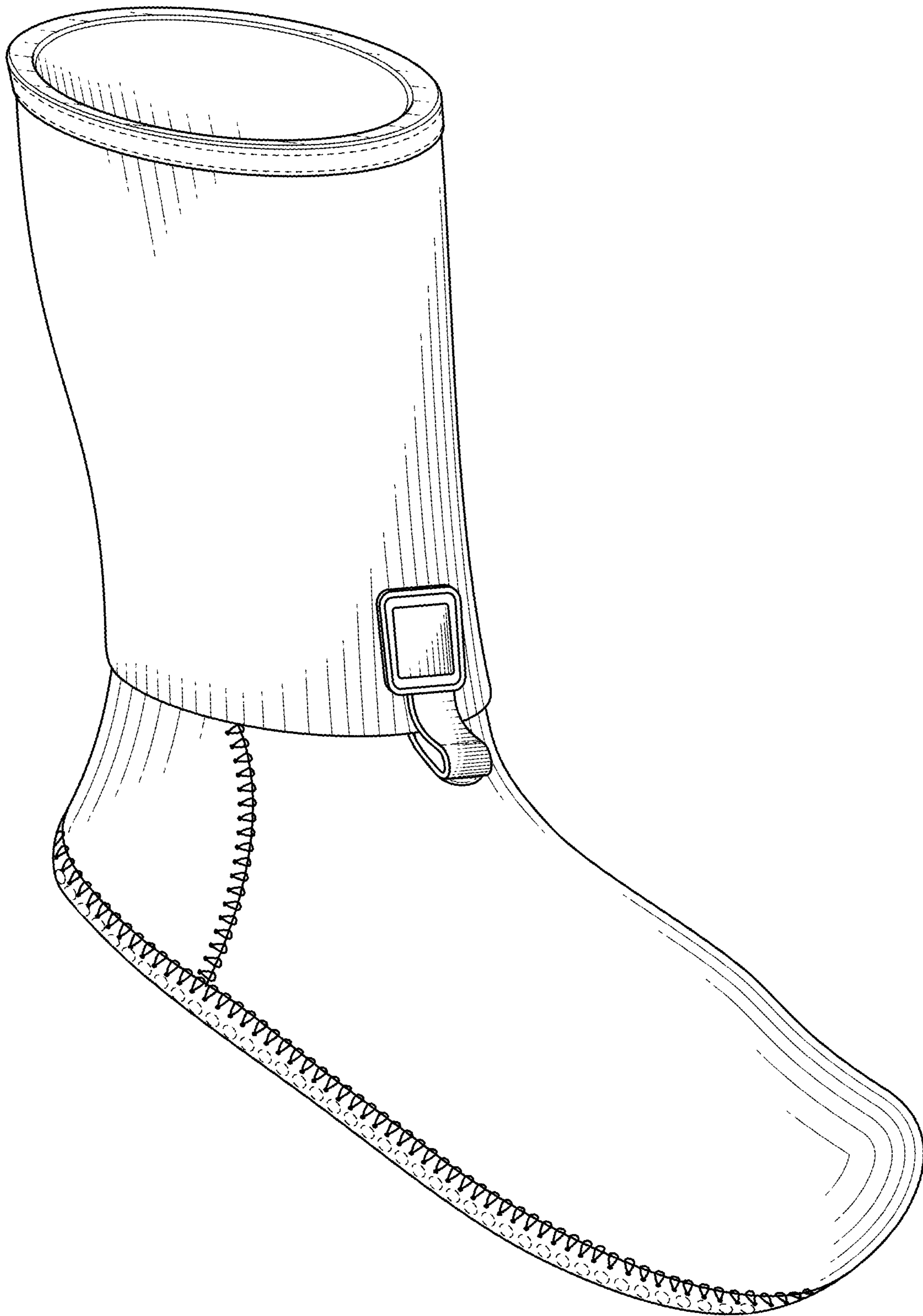


FIG. 1

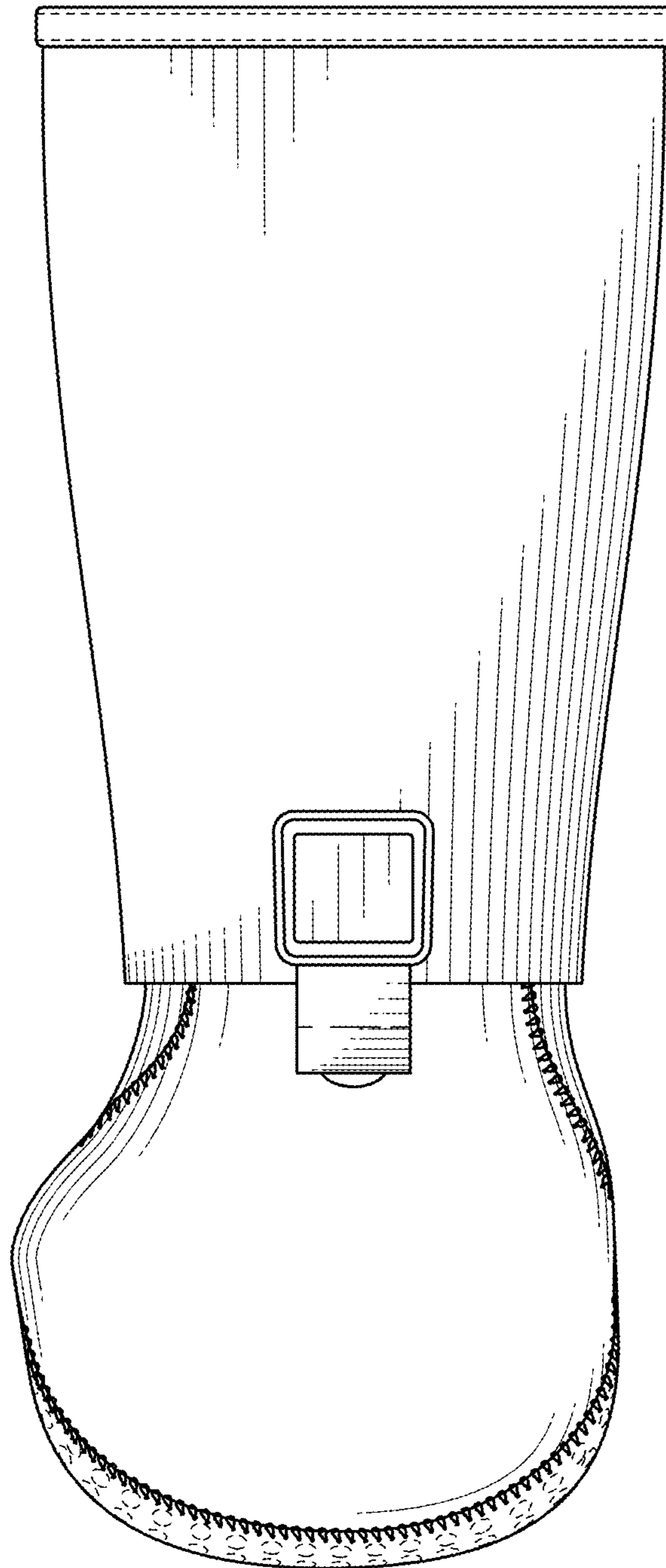


FIG. 2

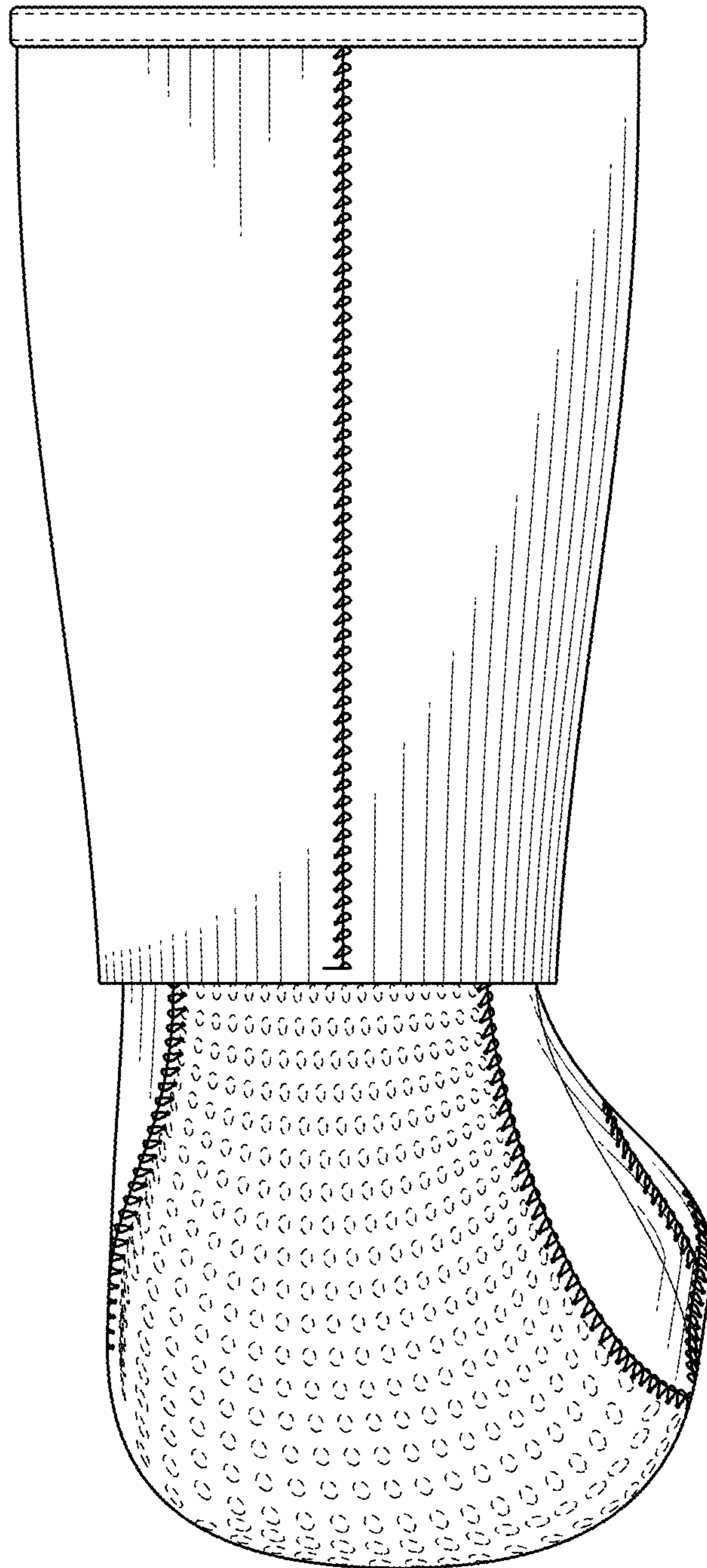


FIG. 3

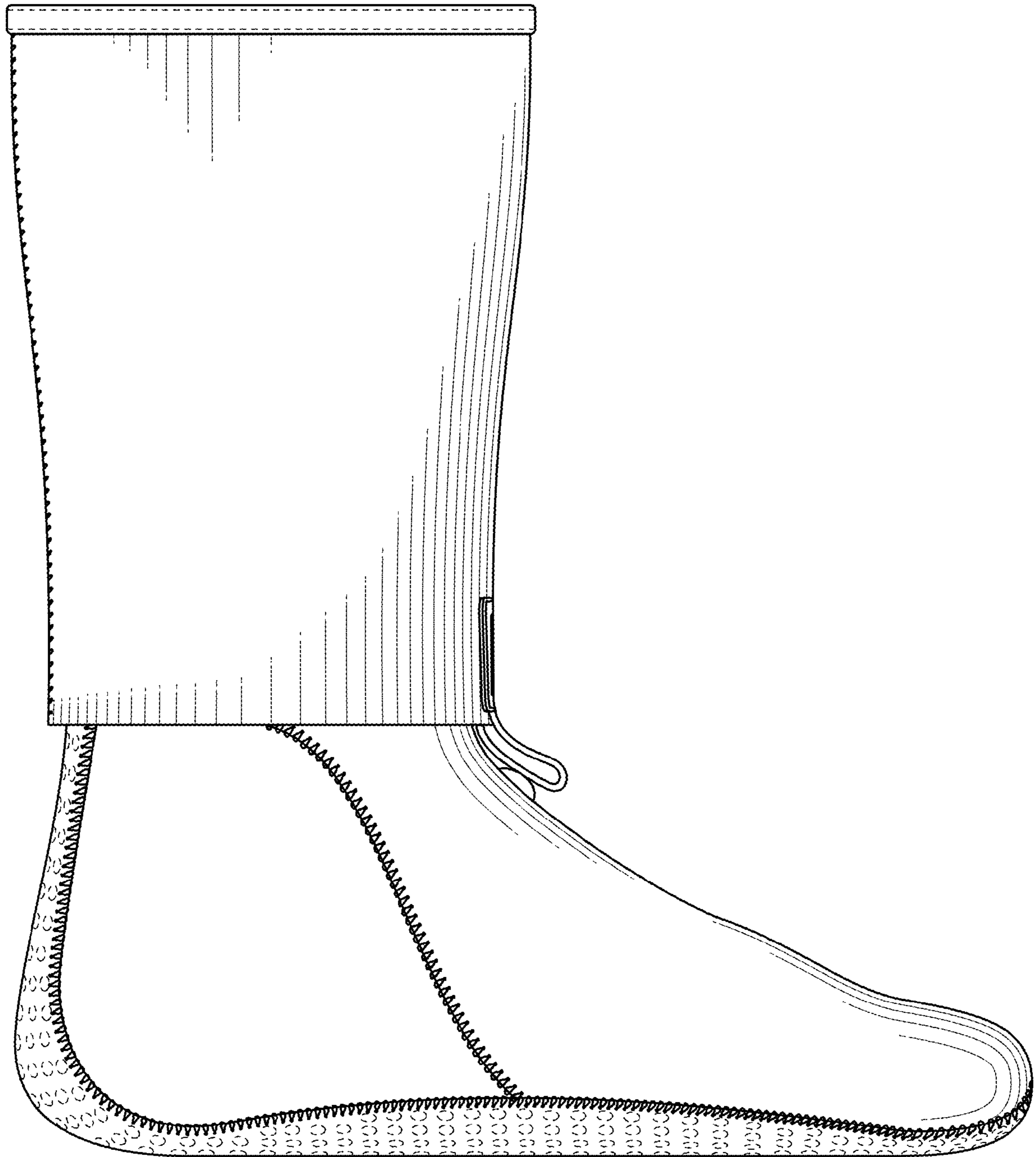


FIG. 4

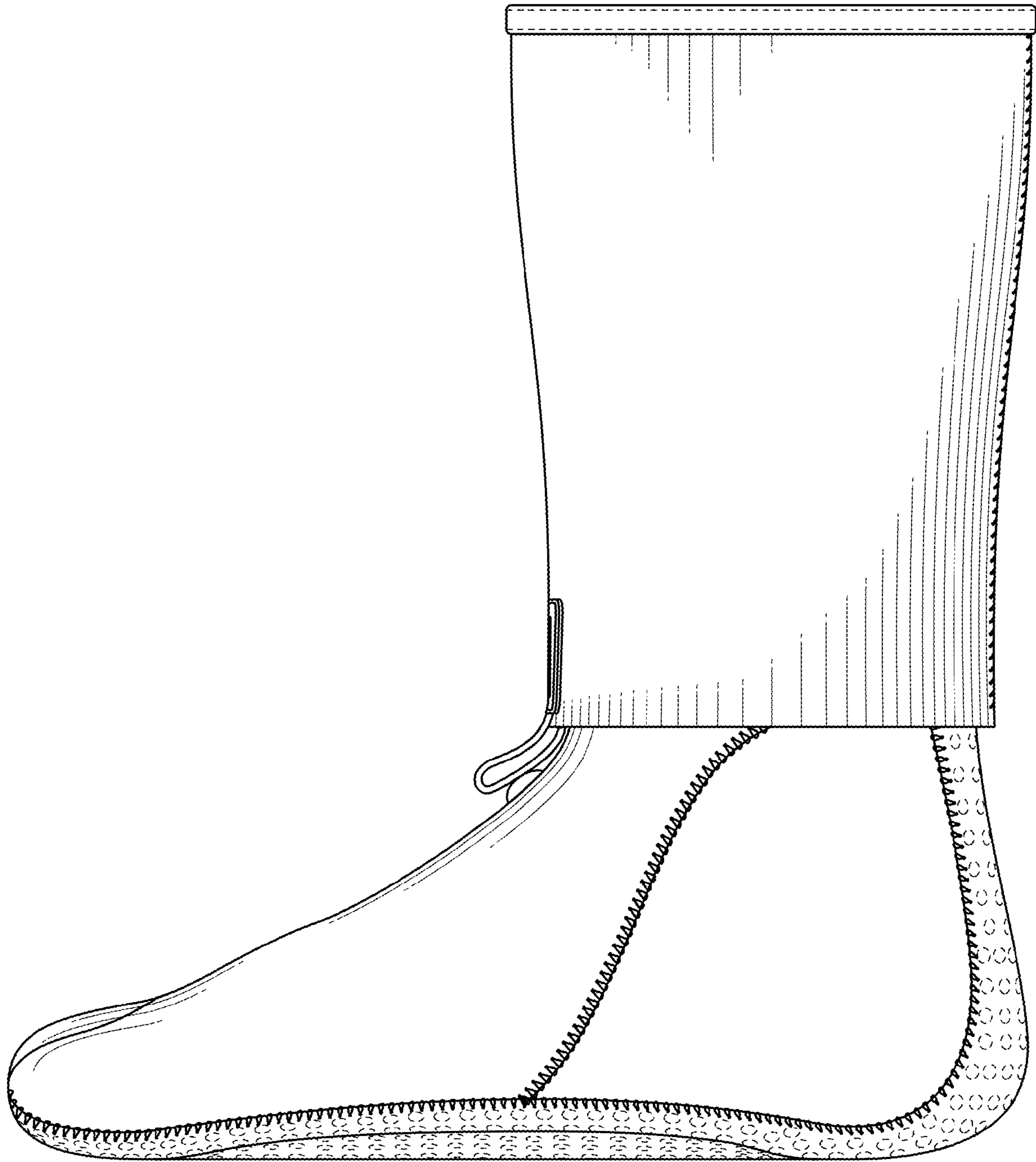


FIG. 5

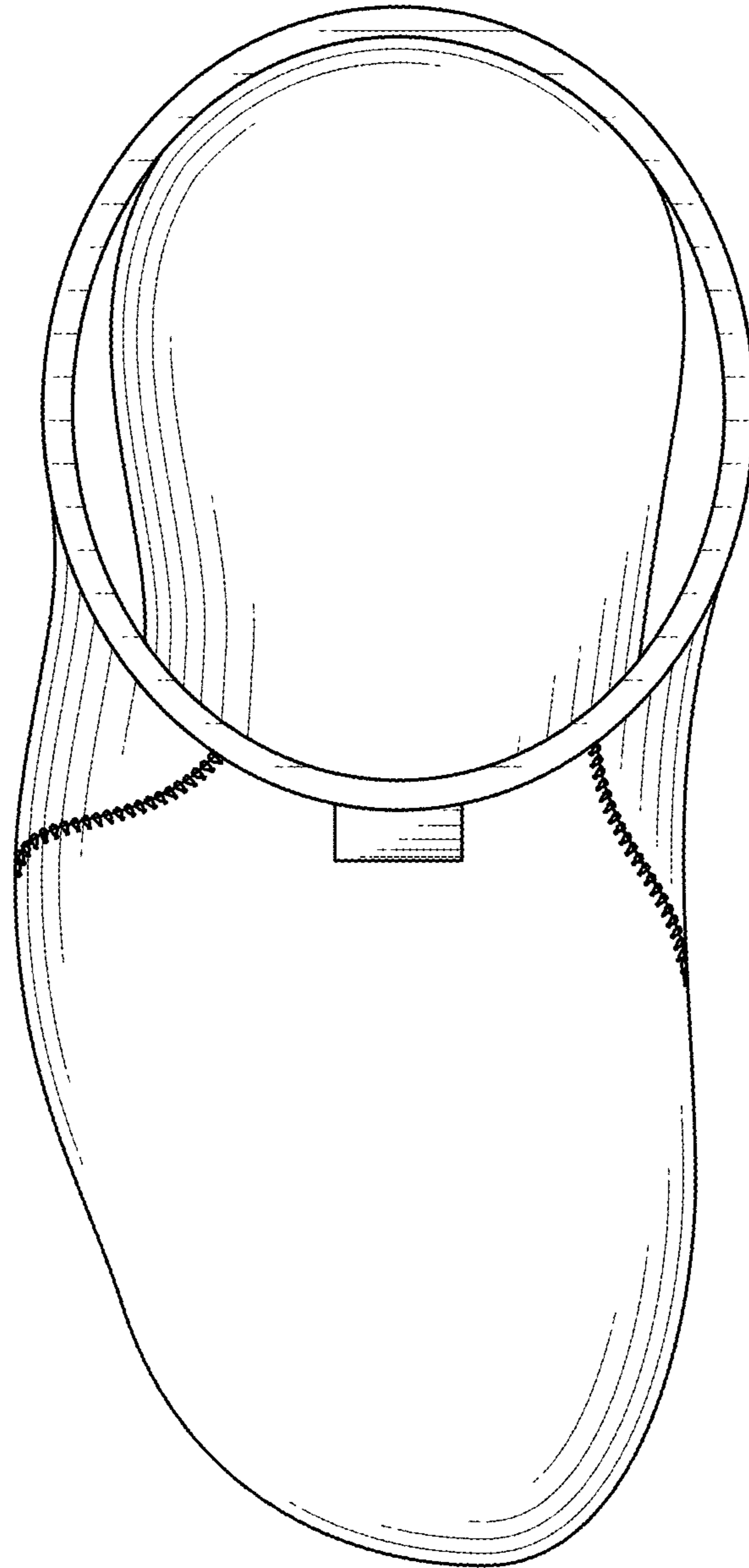


FIG. 6

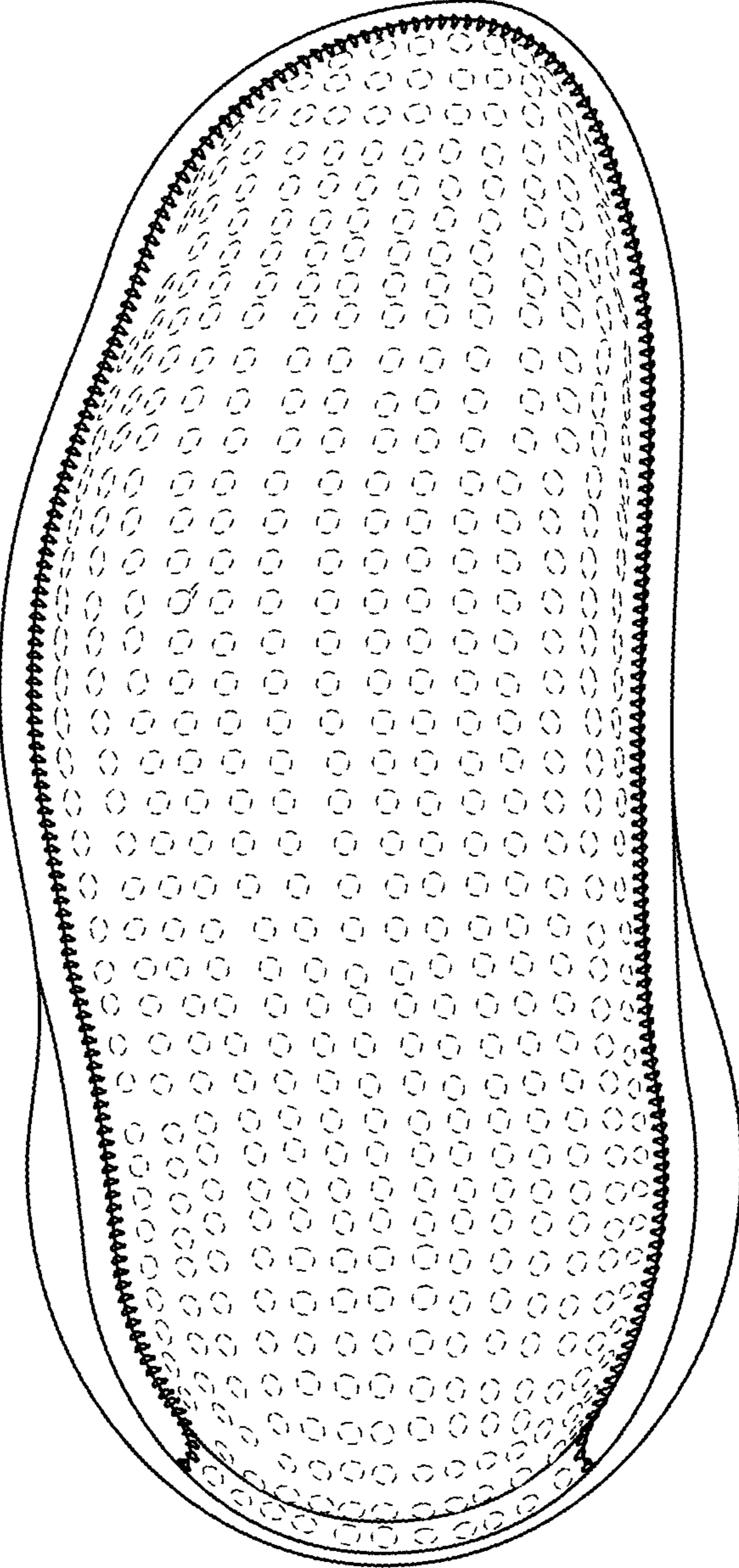


FIG. 7