



US00D869828S

(12) **United States Design Patent**
El Rufaie

(10) **Patent No.:** **US D869,828 S**

(45) **Date of Patent:** **** Dec. 17, 2019**

(54) **SHOE**

(71) Applicant: **Habab El Rufaie**, Santa Clara, CA
(US)

(72) Inventor: **Habab El Rufaie**, Santa Clara, CA
(US)

(**) Term: **15 Years**

(21) Appl. No.: **29/620,741**

(22) Filed: **May 19, 2017**

(51) **LOC (12) Cl.** **02-04**

(52) **U.S. Cl.**
USPC **D2/923**

(58) **Field of Classification Search**
USPC D2/896, 902, 906-908, 923, 924, 943,
D2/944, 946, 951, 953, 959, 969
CPC A43B 3/00; A43B 3/10; A43B 3/14; A43B
23/00; A43B 23/24
See application file for complete search history.

(56) **References Cited**

U.S. PATENT DOCUMENTS

D174,501 S * 4/1955 Jackson D2/923
D176,339 S * 12/1955 Joyce D2/923

D186,155 S * 9/1959 Blanchini D2/923
D190,165 S * 4/1961 Lacek D2/922
D205,755 S * 9/1966 Slade D2/909
D474,003 S * 5/2003 Della Valle D2/923
D650,974 S * 12/2011 Huenergardt D2/923
D744,730 S * 12/2015 Kirkwood D2/923
D764,773 S * 8/2016 Khartten D2/899
D801,648 S * 11/2017 Shi D2/923

* cited by examiner

Primary Examiner — Rashida C. Walshon


(57) **CLAIM**

The ornamental design for a shoe, as shown and described.

DESCRIPTION

FIG. 1 is a top plan view of the shoe;
FIG. 2 is a front elevational view thereof;
FIG. 3 is a bottom plan view thereof;
FIG. 4 is a rear side elevational view thereof;
FIG. 5 is a right side elevational view thereof; the left side
being a mirror image; and,
FIG. 6 is a perspective view thereof.

1 Claim, 3 Drawing Sheets



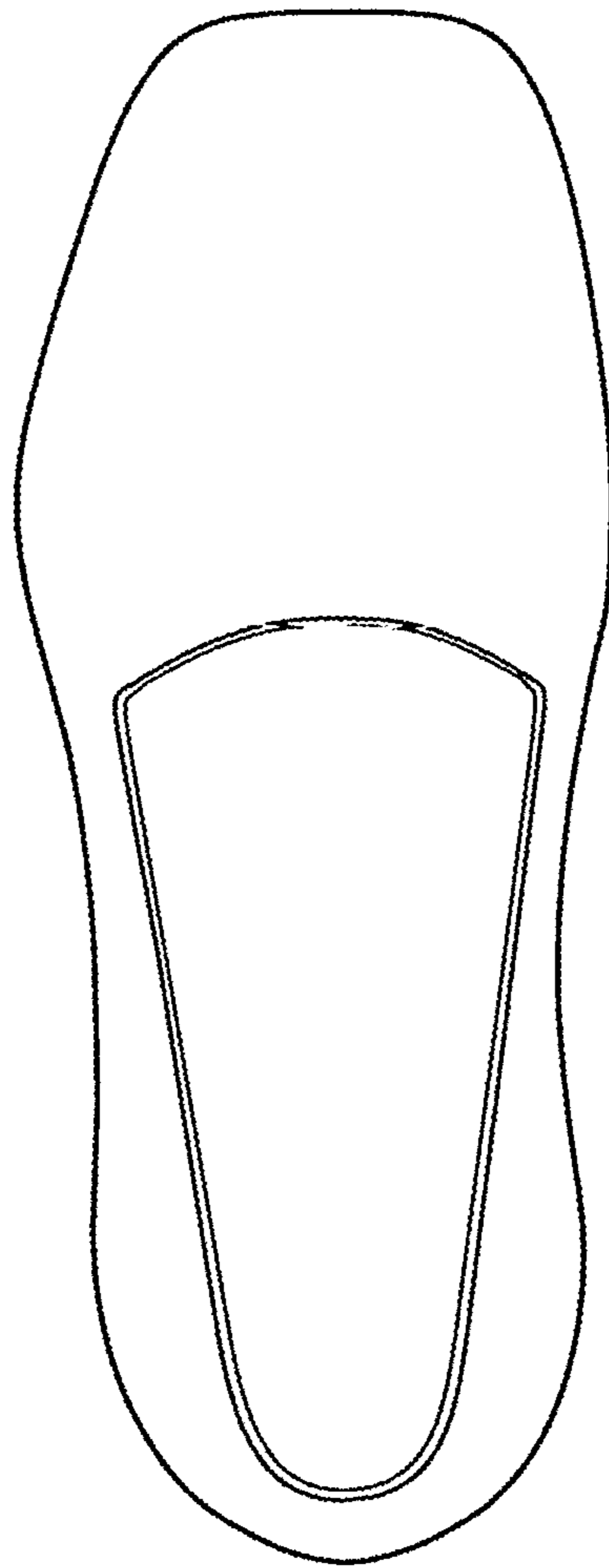


Fig. 1

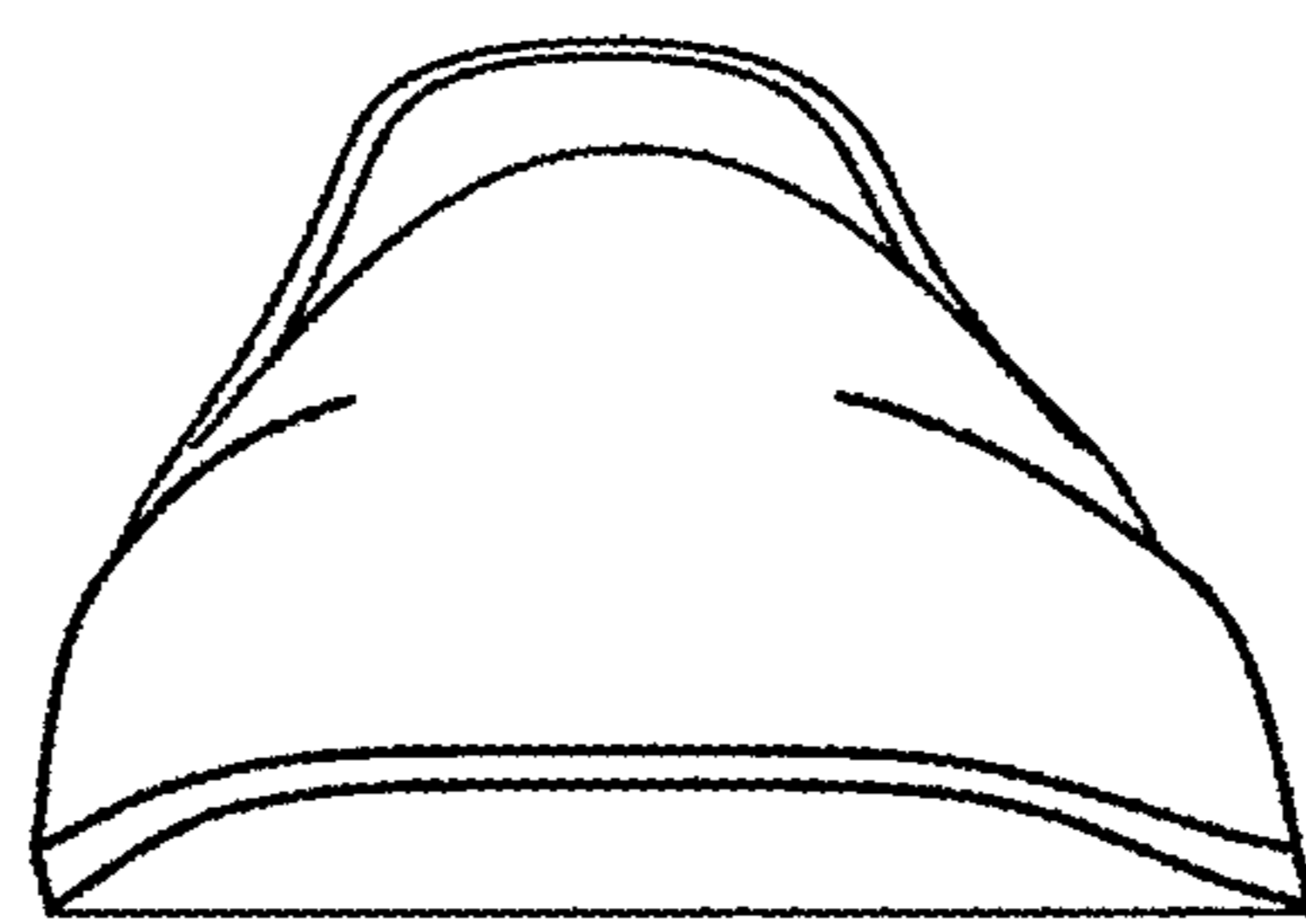


Fig. 2

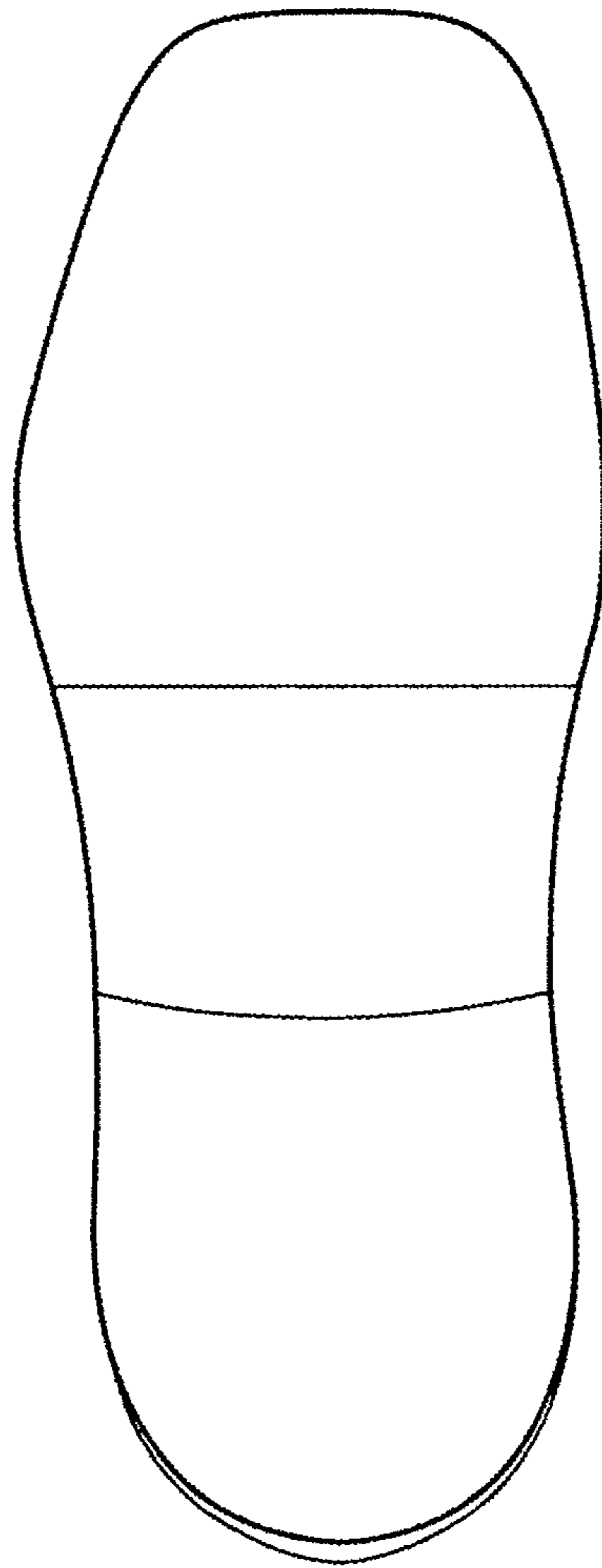


Fig. 3

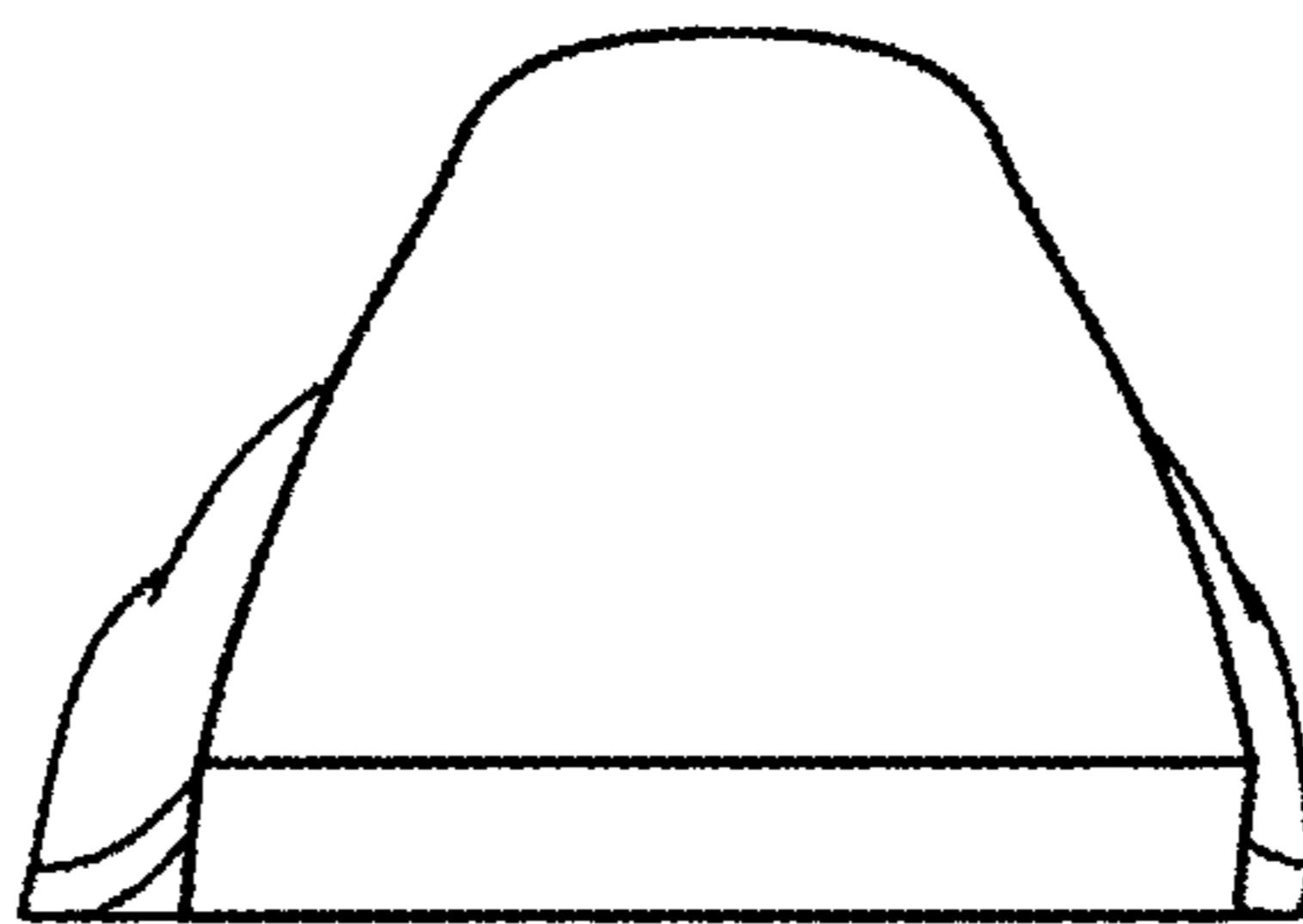


Fig. 4




Fig. 5




Fig. 6