



US00D869816S

(12) **United States Design Patent**  
**Kim**

(10) **Patent No.:** **US D869,816 S**

(45) **Date of Patent:** **\*\* Dec. 17, 2019**

(54) **BAKED FOOD PRODUCT**

(71) Applicant: **Ji Hyun Kim**, Seongnam-si (KR)

(72) Inventor: **Ji Hyun Kim**, Seongnam-si (KR)

(\*\*) Term: **15 Years**

(21) Appl. No.: **29/668,235**

(22) Filed: **Oct. 29, 2018**

(51) **LOC (12) Cl.** ..... **01-01**

(52) **U.S. Cl.**  
USPC ..... **D1/109**

(58) **Field of Classification Search**  
USPC ..... D1/100–130, 199; 426/94, 138, 143,  
426/275, 277, 279, 281–284, 292, 295,  
426/391, 496, 514, 566, 572, 660, 104,  
426/134; D21/707–709, 713, 714, 782,  
D21/662; D30/160; D7/301, 354, 392,  
D7/682; D24/141; D8/83; D11/125,  
D11/202; D26/4, 125  
CPC ..... A23G 3/50; A23G 3/563; A23G 9/503;  
A23G 9/26; A23G 9/48; A23G 3/54;  
A23P 1/005  
See application file for complete search history.

(56) **References Cited**

**U.S. PATENT DOCUMENTS**

D252,418 S \* 7/1979 Wills, Jr. .... D1/109  
D333,997 S \* 3/1993 Huang ..... D10/118  
D356,167 S \* 3/1995 Bohannon ..... D26/125  
5,526,243 A \* 6/1996 Masters ..... F21V 17/02  
362/122

6,086,221 A \* 7/2000 Wu ..... F21S 8/088  
362/237  
6,224,234 B1 \* 5/2001 Demmery ..... A45C 15/06  
362/154  
6,554,443 B2 \* 4/2003 Fan ..... F21S 9/02  
362/253  
6,629,770 B2 \* 10/2003 Blatherwick ..... A63H 33/22  
362/154  
D558,387 S \* 12/2007 VanderSchuit ..... D26/125  
D623,555 S \* 9/2010 Reithlingshoefer ..... D11/125  
D731,351 S \* 6/2015 Itskovitz ..... D11/125  
D762,516 S \* 8/2016 Cobos ..... D11/125  
2007/0036920 A1 \* 2/2007 Birkmann ..... B44C 1/18  
428/7

\* cited by examiner

*Primary Examiner* — Katie Jane Stofko

(74) *Attorney, Agent, or Firm* — Novick, Kim & Lee,  
PLLC; Jae Youn Kim

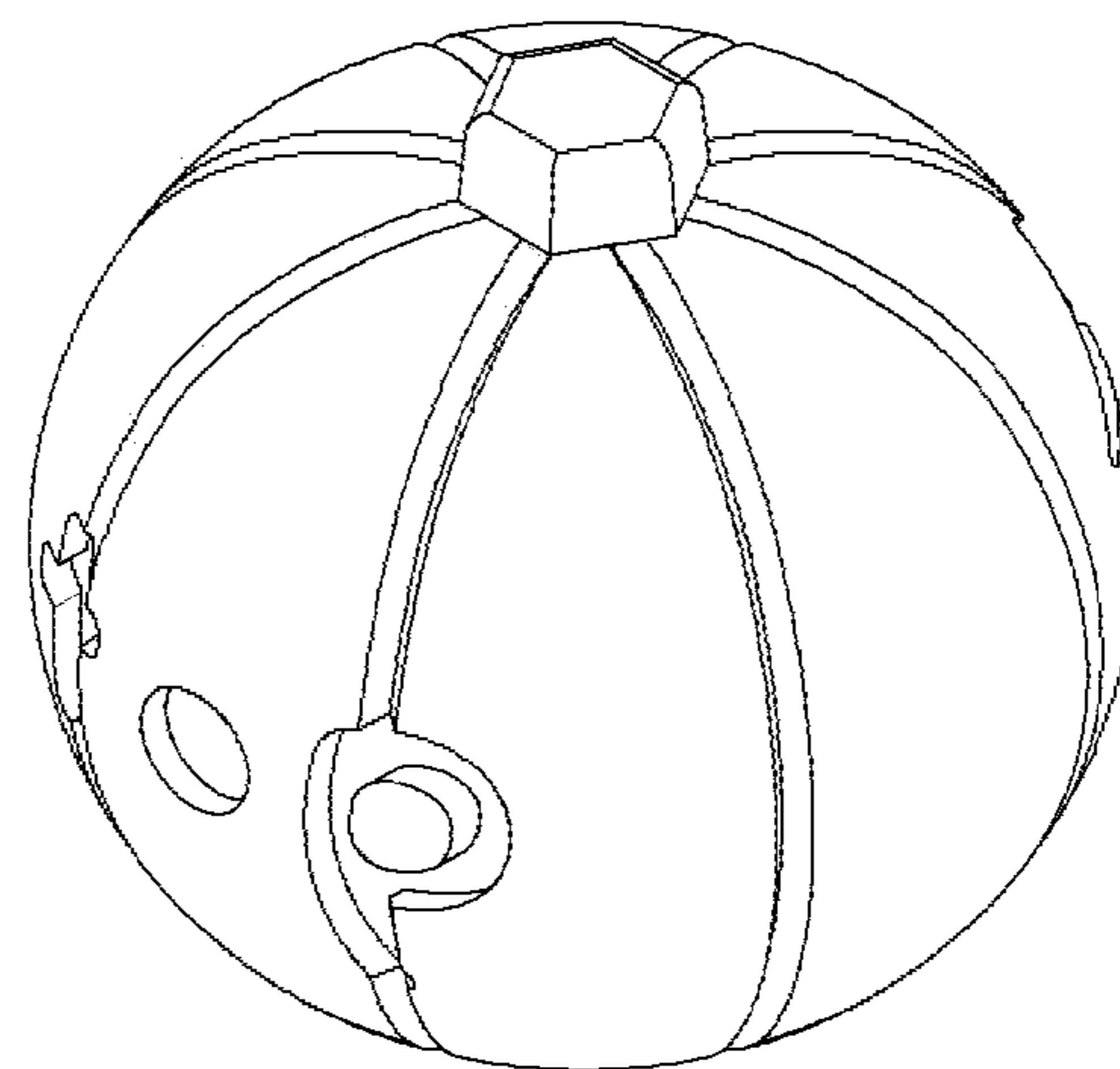

(57) **CLAIM**

I claim, the ornamental design for a baked food product, as shown and described.

**DESCRIPTION**

FIG. 1 is a front, right side perspective view of a baked food product, showing my new design;  
FIG. 2 is a front elevational view thereof;  
FIG. 3 is a rear elevational view thereof;  
FIG. 4 is a left side elevational view thereof;  
FIG. 5 is a right side elevational view thereof;  
FIG. 6 is a top plan view thereof;  
FIG. 7 is a bottom plan view thereof; and,  
FIG. 8 is a rear, left side perspective view thereof.

**1 Claim, 8 Drawing Sheets**






FIG. 1



FIG. 2

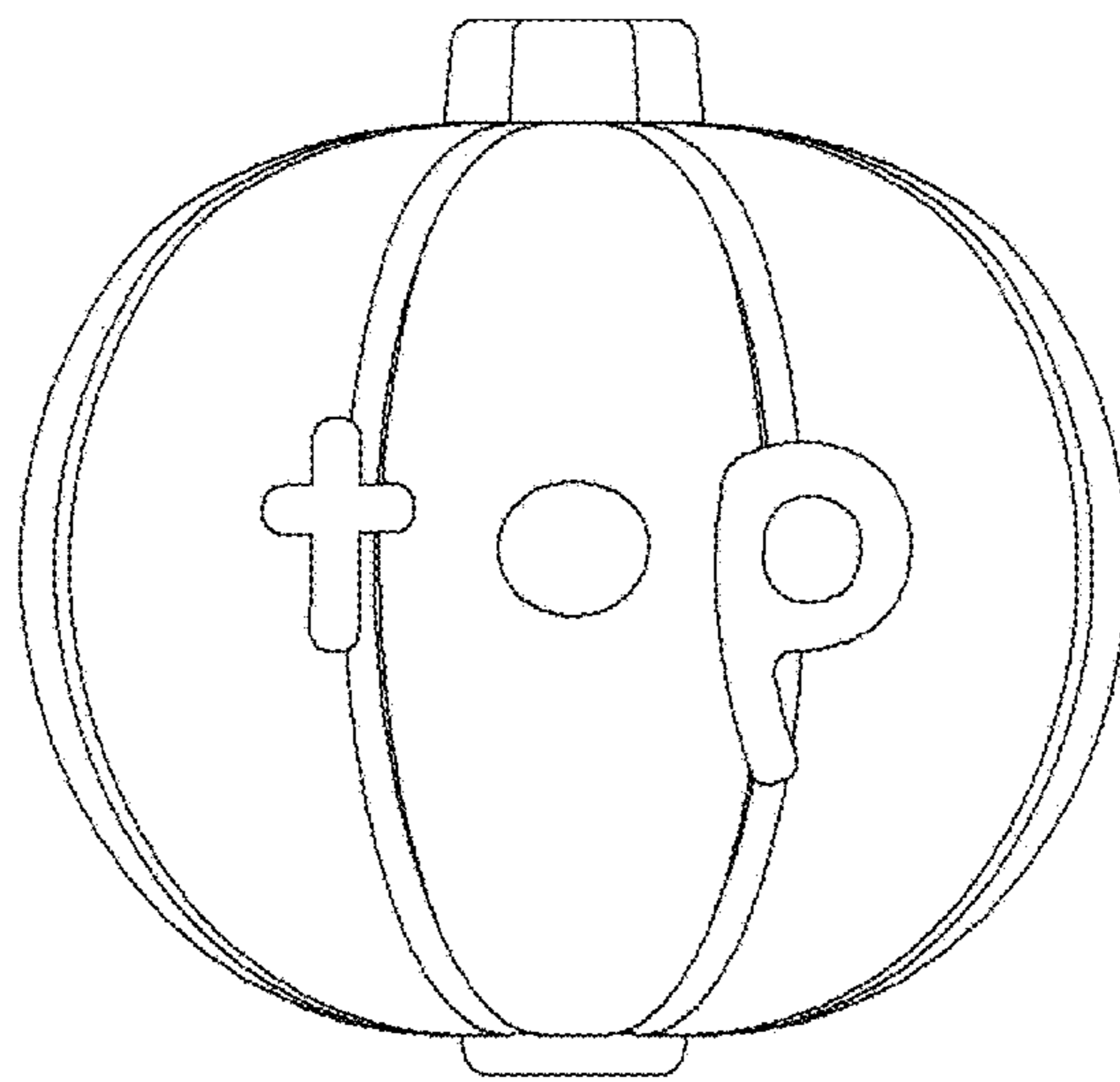


FIG. 3

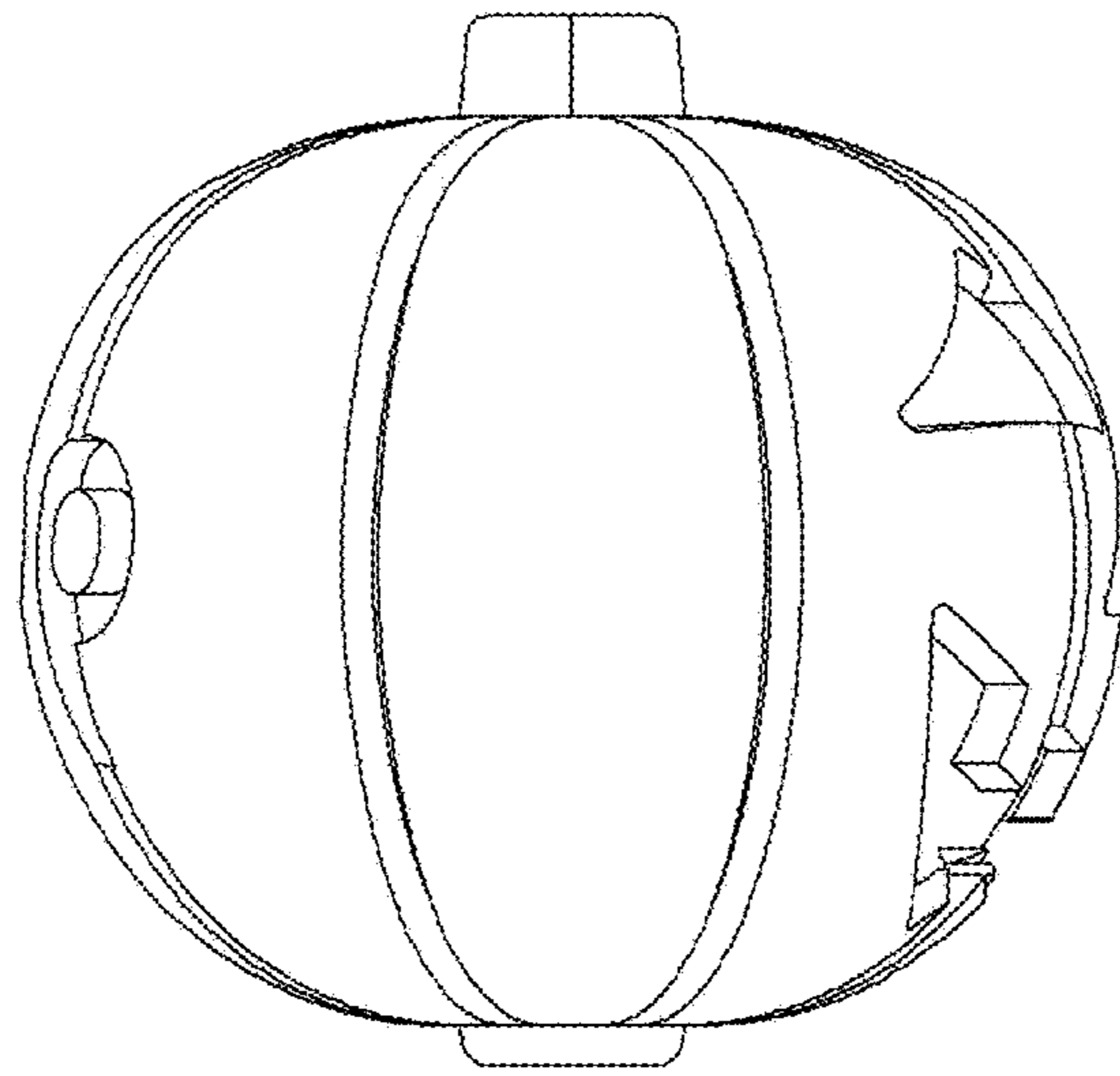


FIG. 4

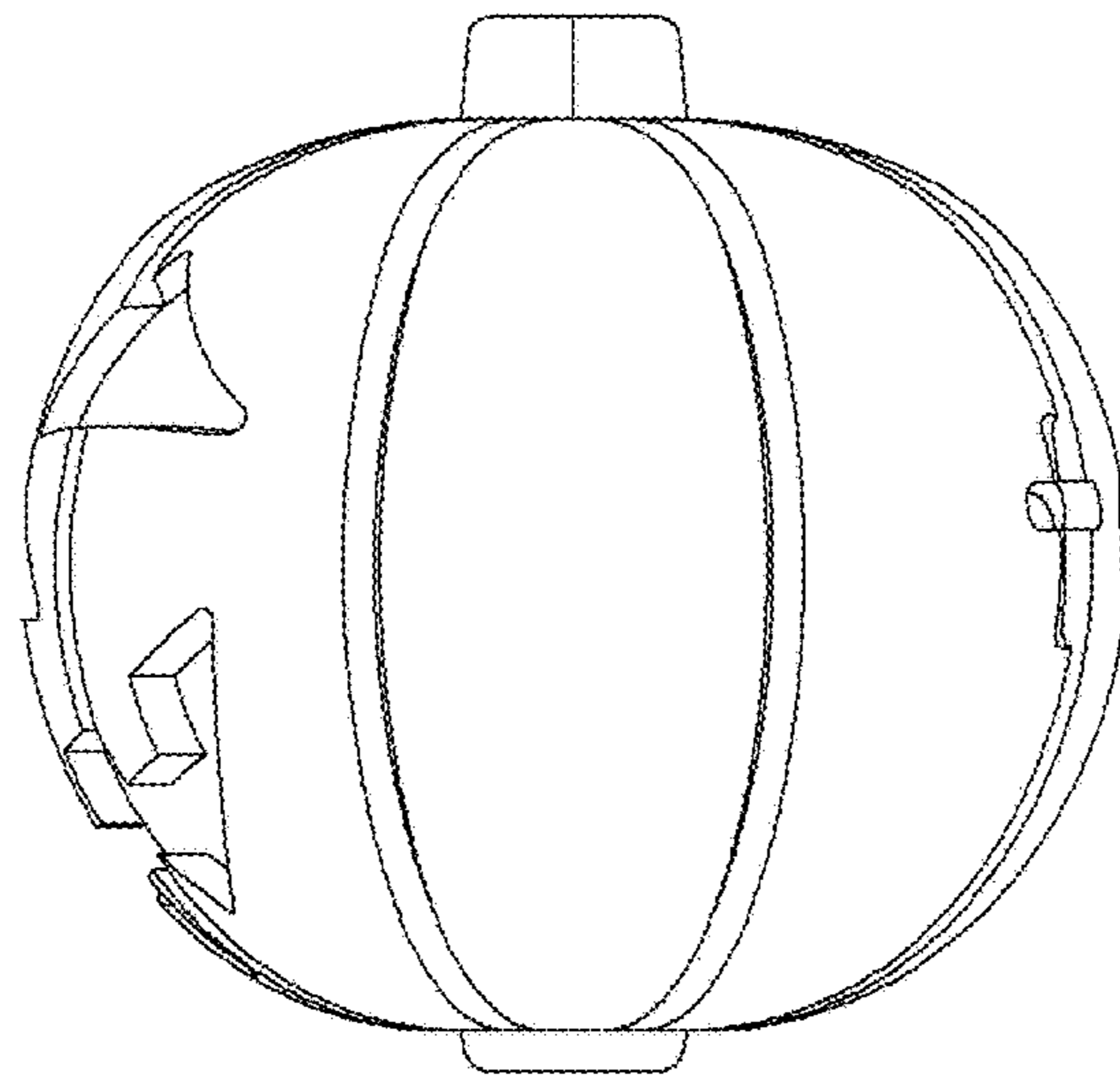


FIG. 5

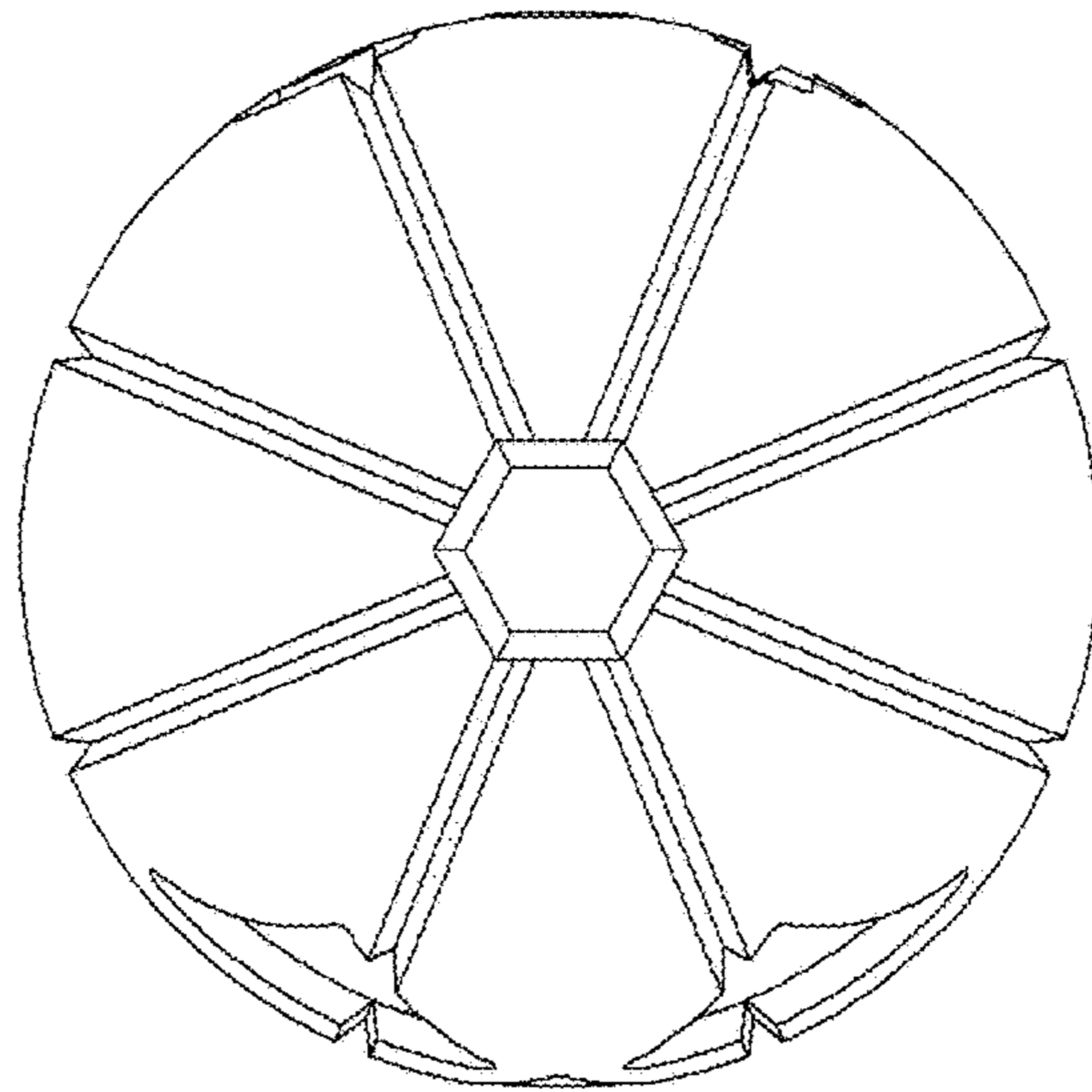


FIG. 6



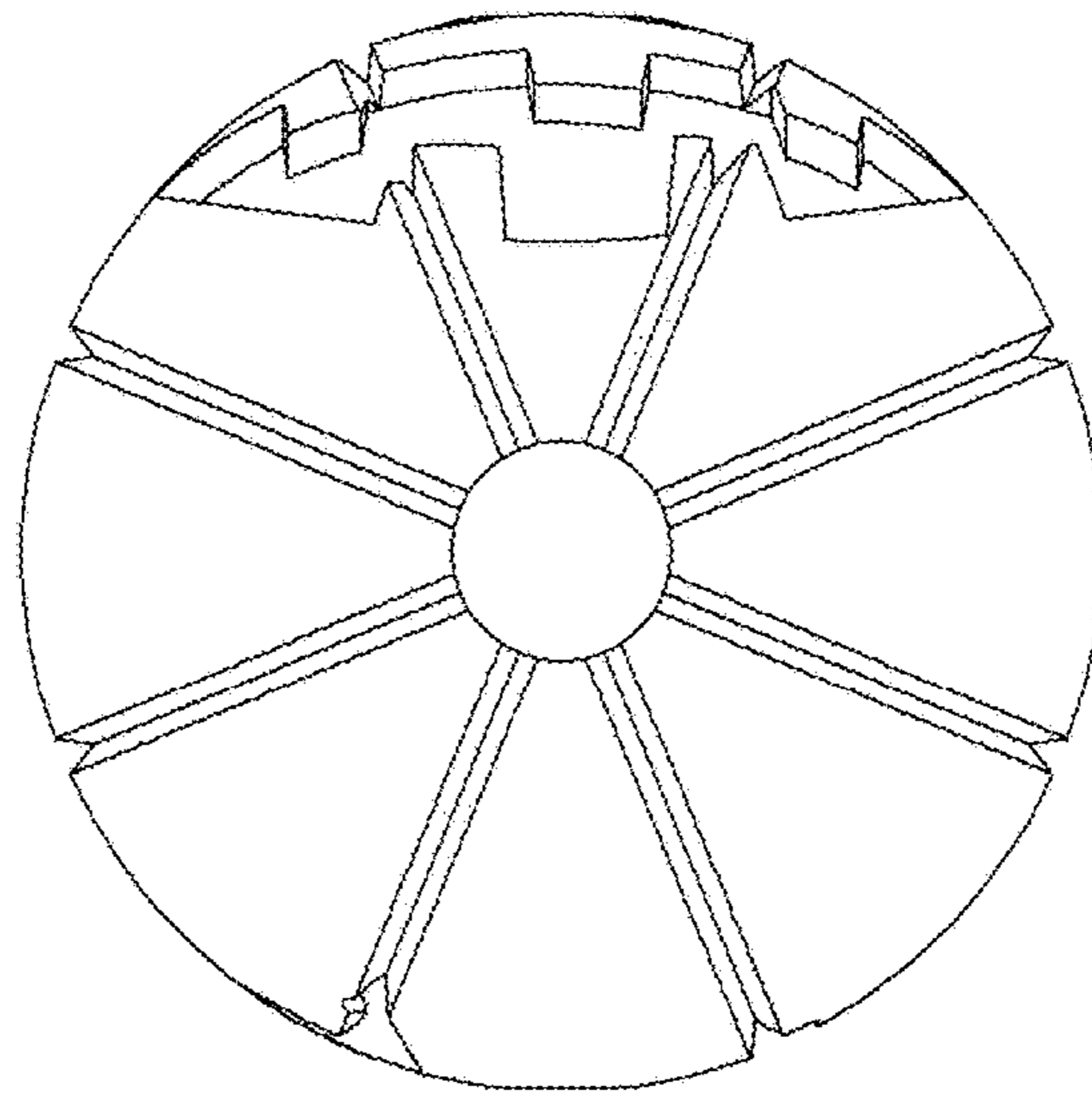


FIG. 7



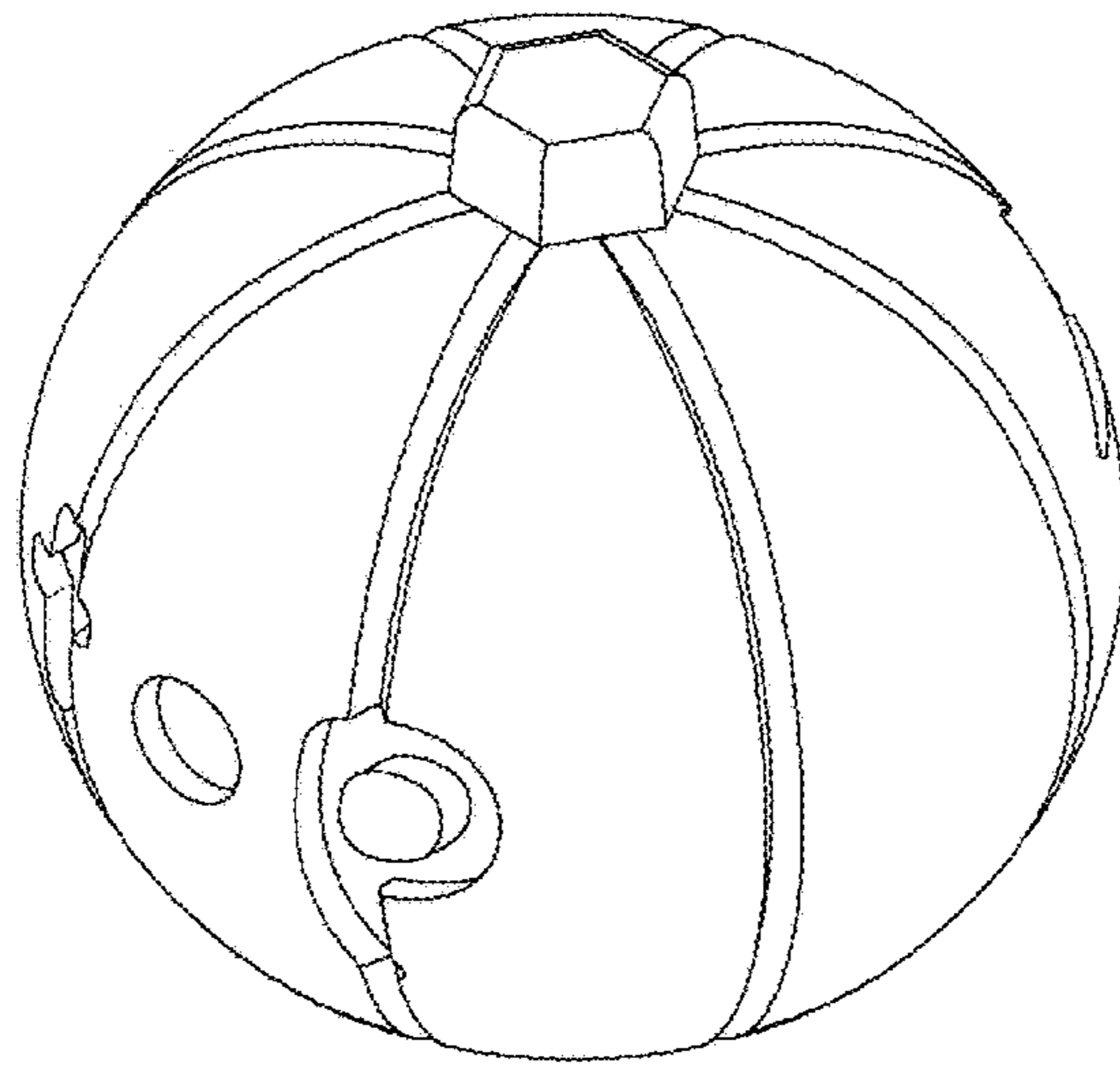


FIG. 8