

US00D869812S

(12) **United States Design Patent**  
**Lin et al.**

(10) **Patent No.:** **US D869,812 S**  
(45) **Date of Patent:** **\*\* Dec. 10, 2019**

(54) **PALLET**

6,250,234 B1 6/2001 Apps  
D464,186 S \* 10/2002 Medoff ..... D34/38  
D485,659 S \* 1/2004 Medoff ..... D34/38

(71) Applicant: **Inteplast Group Corporation**,  
Livingston, NJ (US)

(Continued)

(72) Inventors: **Yaw-kuen Lin**, Parsippany, NJ (US);  
**Douglas R. Lude**, Auburn, IN (US)

OTHER PUBLICATIONS

U.S. Pat. No. D. 799,781, as originally filed on Mar. 31, 2016, pp. 1-20.

(73) Assignee: **Inteplast Group Corporation**,  
Livingston, NJ (US)

*Primary Examiner* — Cynthia Ramirez

(\*\*) Term: **15 Years**

(74) *Attorney, Agent, or Firm* — Lerner, David,  
Littenberg, Krumholz & Mentlik, LLP

(21) Appl. No.: **29/624,806**

(57) **CLAIM**

The ornamental design for a pallet, as shown and described.

(22) Filed: **Nov. 3, 2017**

(51) **LOC (12) Cl.** ..... **09-08**

**DESCRIPTION**

(52) **U.S. Cl.**

USPC ..... **D34/38**

(58) **Field of Classification Search**

USPC ..... D34/38

CPC ..... B65D 2519/00044; B65D 2519/00194;  
B65D 2519/00502; B65D 2519/00771;  
B65D 2519/00791; B65D 2519/00457;  
B65D 2519/00925; B65D 2519/00985;  
B65D 2519/0075

See application file for complete search history.

FIG. 1 is a front perspective view of a pallet according to our design;

FIG. 2 is a cross-sectional perspective view thereof taken along line 2-2 of FIG. 4;

FIG. 3 is a right side elevational view thereof, the left side elevational view being identical thereto;

FIG. 4 is a front elevational view thereof, the rear elevational view being identical thereto;

FIG. 5 is a top plan view thereof;

FIG. 6 is a bottom plan view thereof;

FIG. 7 is a cross-sectional view taken along line 7-7 of FIG. 1;

FIG. 8 is a cross-sectional view taken along line 8-8 of FIG. 3;

FIG. 9 is a cross-sectional view taken along line 9-9 of FIG. 3; and,

FIG. 10 is a bottom perspective view thereof.

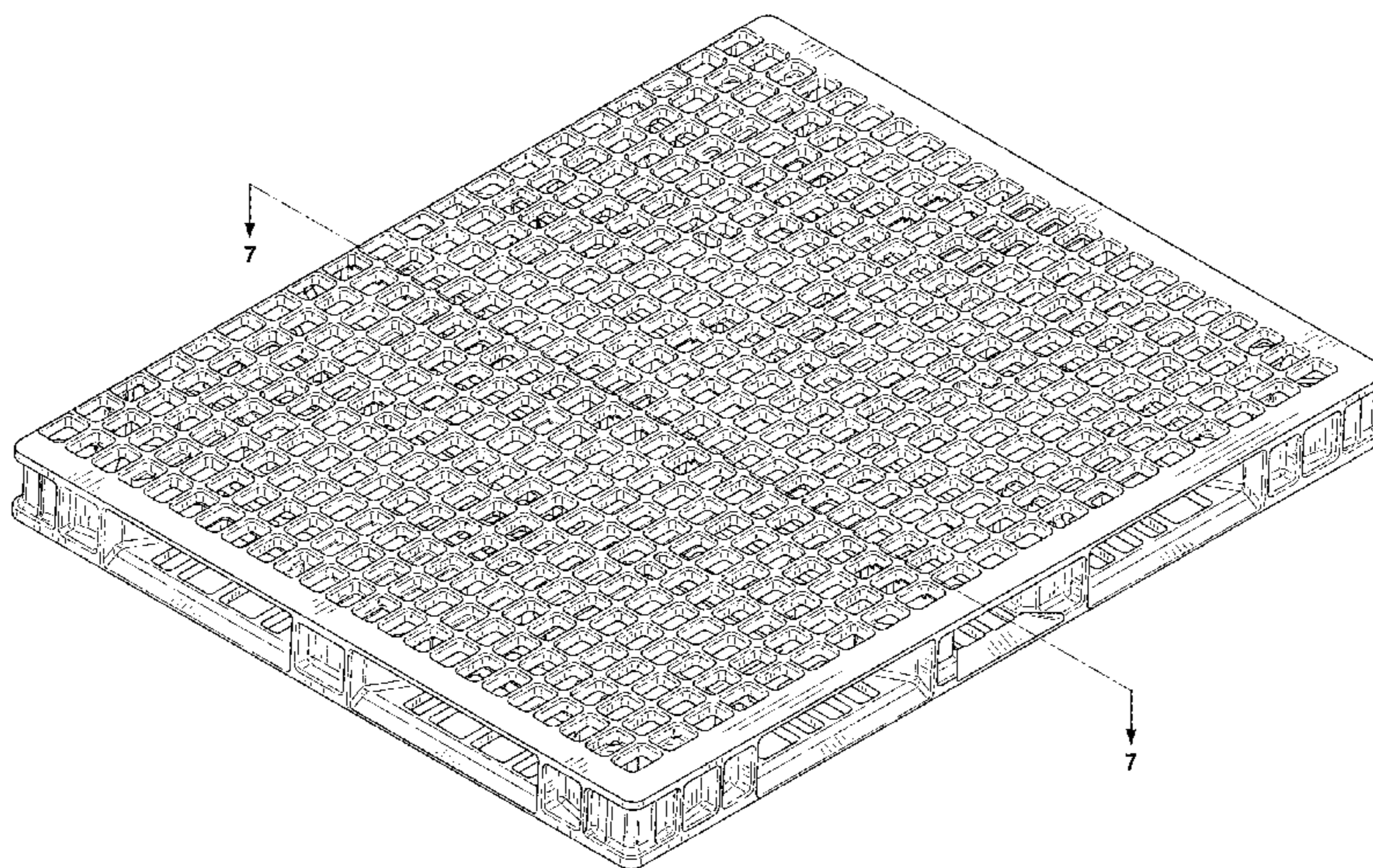
The evenly-spaced broken lines shown in the drawings are for the purpose of illustrating environmental structure and form no part of the claimed design. The dash-dot lines are included to show boundaries that form no part of the claimed design.

(56) **References Cited**

U.S. PATENT DOCUMENTS

D279,418 S *	6/1985	Helmer	.....	D34/38
D279,617 S *	7/1985	Helmer	.....	D34/38
D288,977 S *	3/1987	Wind	.....	D34/38
D296,599 S *	7/1988	Bean	.....	D34/38
D357,108 S	4/1995	Hutchison		
5,433,156 A	7/1995	Hutchison		
5,794,544 A	8/1998	Shuert		
D403,830 S	1/1999	Apps et al.		
D404,180 S *	1/1999	Apps	.....	D34/38
5,887,529 A	3/1999	John et al.		
D410,786 S *	6/1999	Favaron	.....	D34/38
D443,969 S *	6/2001	Apps	.....	D34/38

**1 Claim, 9 Drawing Sheets**



(56)

References Cited

U.S. PATENT DOCUMENTS

6,807,910	B2	10/2004	Apps	
D650,546	S	12/2011	MacDonald et al.	
D674,984	S *	1/2013	Reyhan .....	D34/38
D708,811	S	7/2014	Kelly et al.	
D724,809	S	3/2015	Howland et al.	
D762,939	S *	8/2016	Johnson .....	D34/38
D781,023	S *	3/2017	Johnson .....	D34/38
D799,781	S *	10/2017	Blosser .....	D34/38
D816,287	S *	4/2018	Hunt, III .....	D34/38
D816,288	S *	4/2018	Hunt, III .....	D34/38
D816,939	S	5/2018	Blosser et al.	
D822,308	S *	7/2018	Hunt, III .....	D34/38
D822,309	S *	7/2018	Hunt, III .....	D34/38
D838,429	S *	1/2019	Herbeck .....	D34/38
2007/0163473	A1	7/2007	Shuert	
2008/0143514	A1	6/2008	Valentinsson	
2008/0236455	A1	10/2008	Naidu	
2009/0050029	A1	2/2009	Ogburn	
2010/0288169	A1	11/2010	Du Toit	
2014/0158025	A1 *	6/2014	Apps .....	B29C 45/0003 108/57.25
2016/0368659	A1 *	12/2016	Bastian, II .....	B65D 19/0014
2018/0370681	A1 *	12/2018	Lin .....	B65D 19/0018

\* cited by examiner

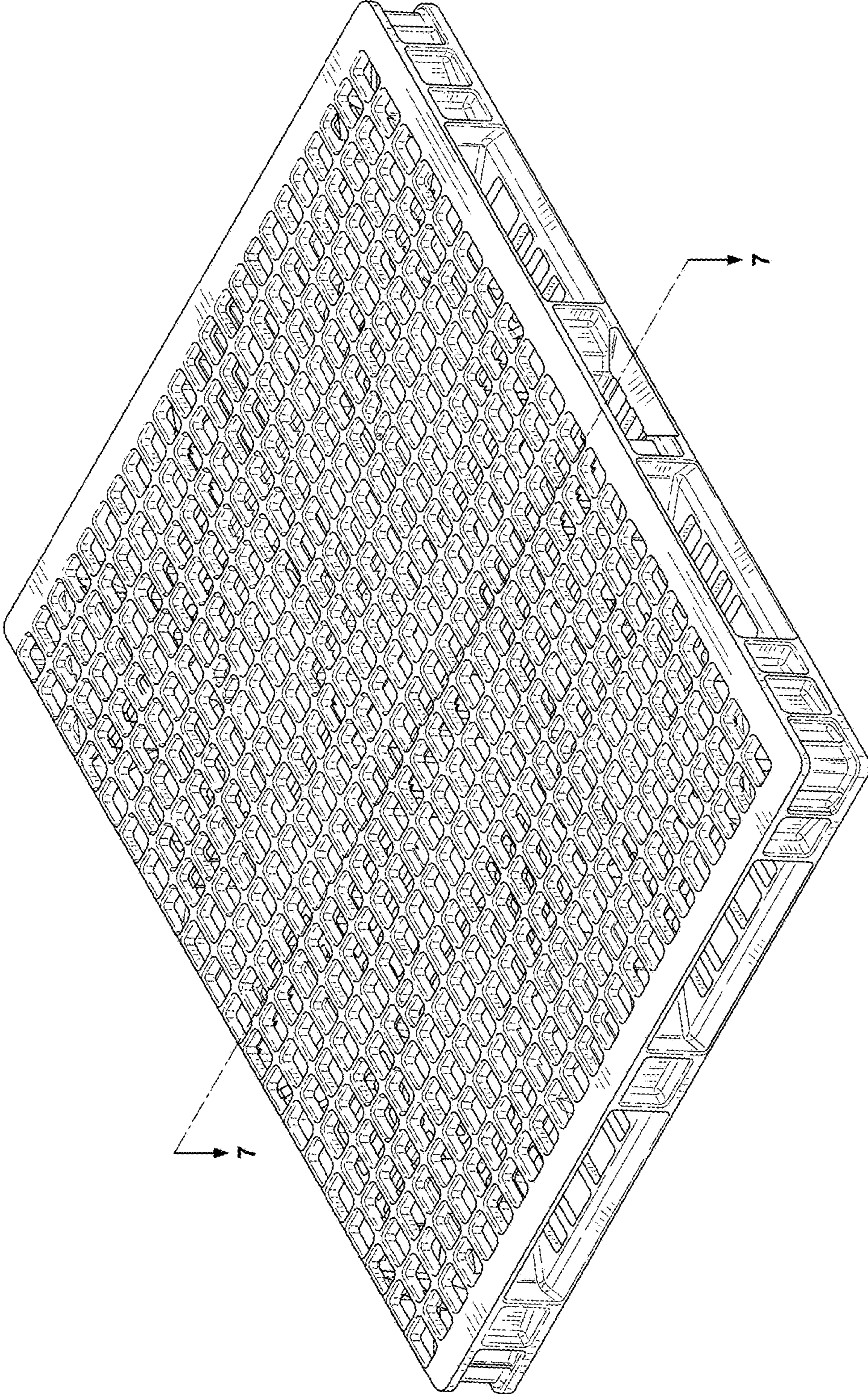


FIG. 1




FIG. 2

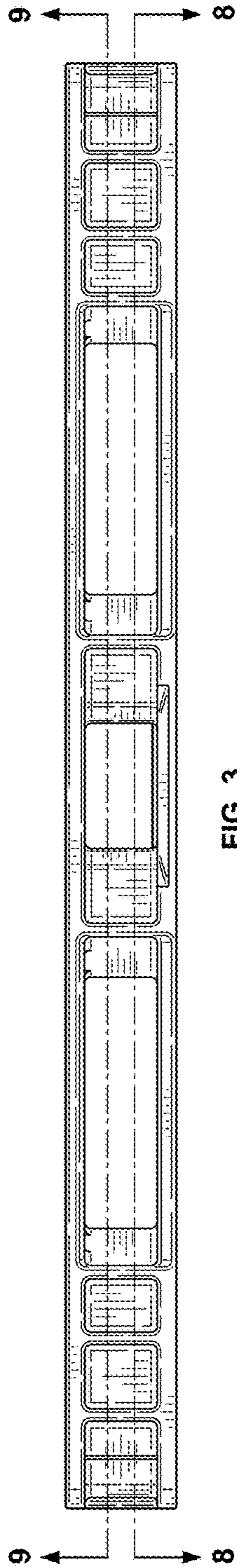


FIG. 3

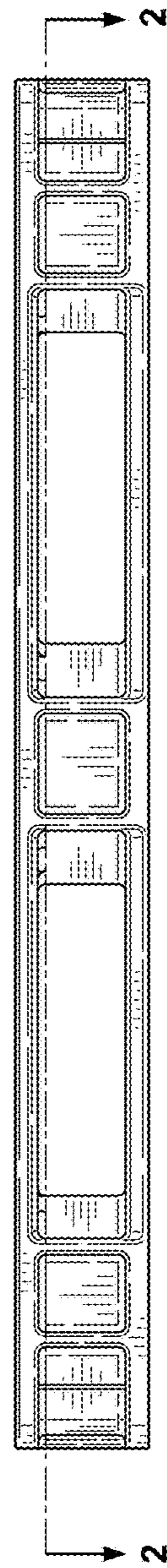


FIG. 4




FIG. 5

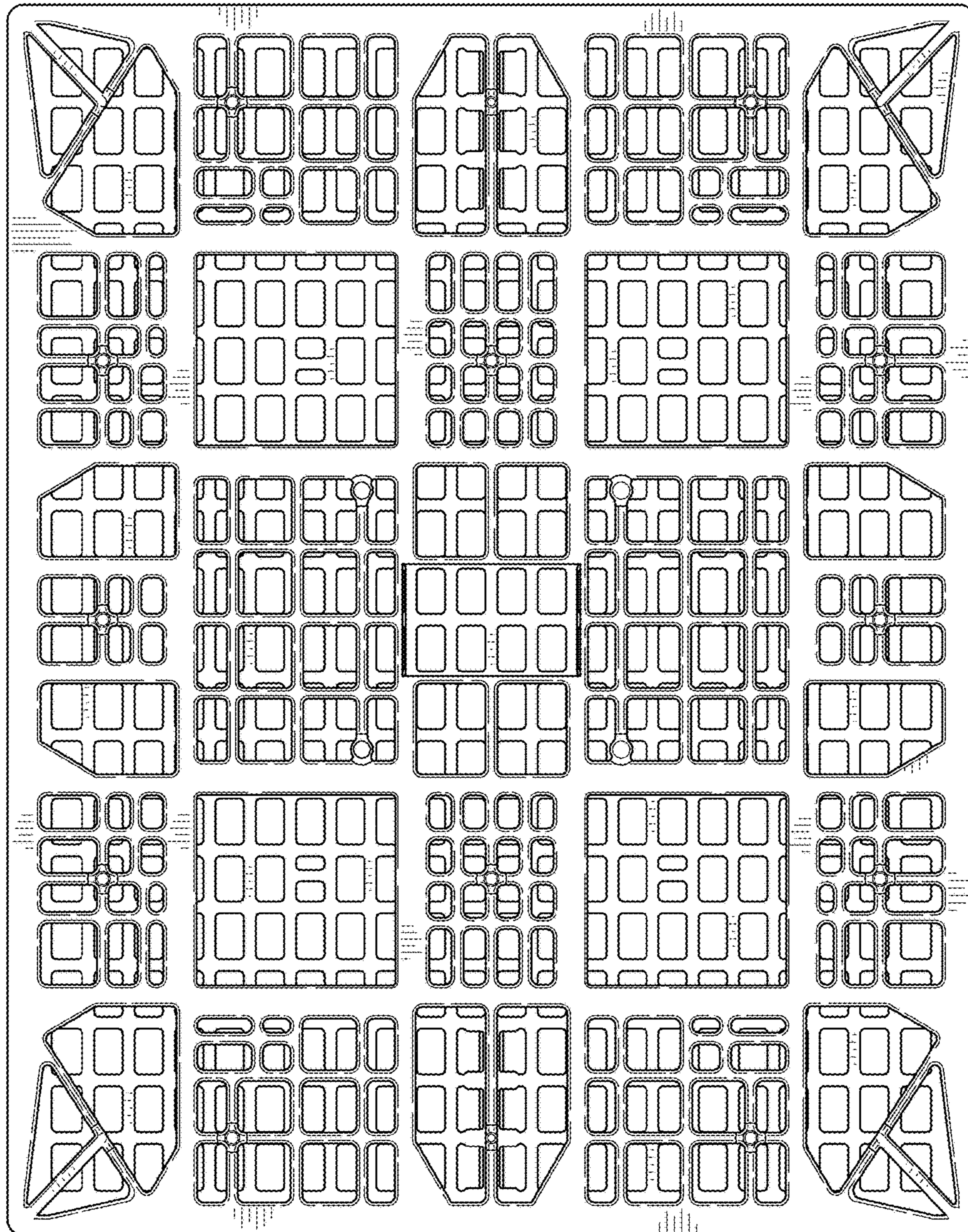


FIG. 6

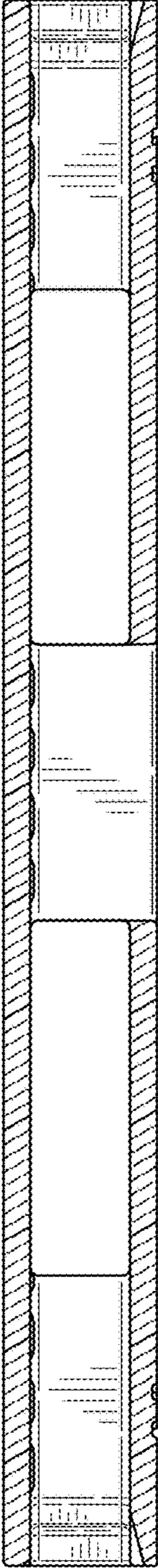


FIG. 7



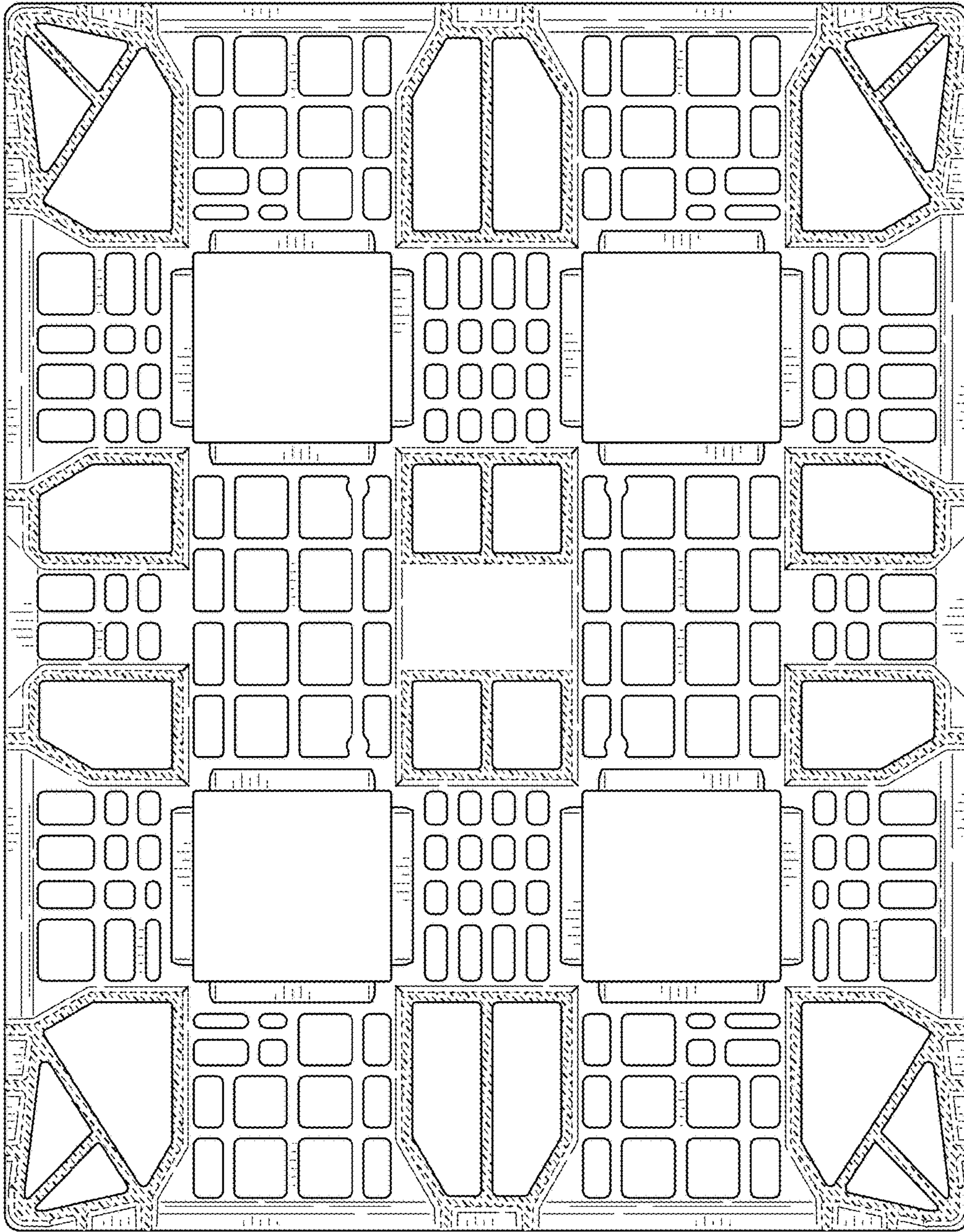


FIG. 8

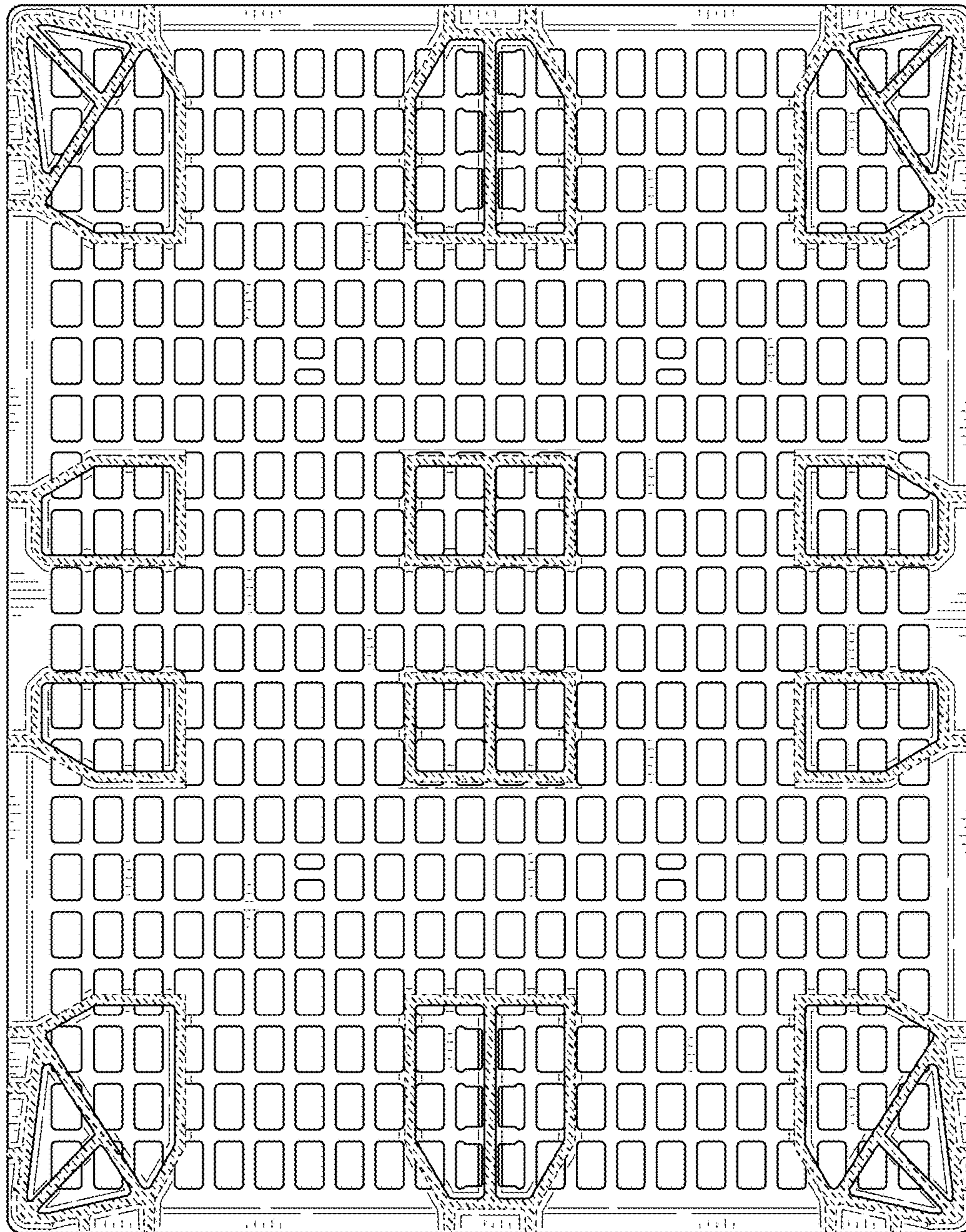


FIG. 9




FIG. 10