

US00D869809S

(12) **United States Design Patent** (10) **Patent No.:** **US D869,809 S**
Dardashti (45) **Date of Patent:** **** Dec. 10, 2019**

(54) **COMBINED SHELVING UNIT AND STORAGE RACK**

(71) Applicant: **ATLANTIC REPRESENTATIONS, INC.**, Santa Fe Springs, CA (US)

(72) Inventor: **Shahriar L. Dardashti**, Santa Fe Springs, CA (US)

(73) Assignee: **ATLANTIC REPRESENTATIONS, INC.**, Santa Fe Springs, CA (US)

(**) Term: **15 Years**

(21) Appl. No.: **29/703,825**

(22) Filed: **Aug. 29, 2019**

Related U.S. Application Data

(62) Division of application No. 29/648,574, filed on May 22, 2018.

(51) **LOC (12) Cl.** **12-02**

(52) **U.S. Cl.**
USPC **D34/14**

(58) **Field of Classification Search**

USPC 180/20; 280/33.991, 33.992, 33.995, 280/33.996, 33.997, 47.35, 79.2, 79.3, 280/647, 651; D12/129; D34/12, 14, 16, D34/17, 19, 20, 21, 23, 24, 25, 27
CPC .. B62B 3/005; B62B 5/06; B62B 3/00; B62B 3/16

See application file for complete search history.

(56) **References Cited**

U.S. PATENT DOCUMENTS

D90,621 S * 9/1933 Kallstrom D34/21
D241,324 S * 9/1976 Wright D34/21
D323,913 S * 2/1992 Ernsberger D34/19
D323,915 S * 2/1992 Welch D34/20
D345,839 S * 4/1994 Senese D34/14
5,375,860 A * 12/1994 Ernsberger B62B 3/00
220/909

D354,186 S * 1/1995 Grosfillex D34/17
D360,725 S * 7/1995 Snell D34/17
D361,187 S * 8/1995 Snell D34/19
D361,188 S * 8/1995 Perelli D34/17
D361,419 S * 8/1995 Snell D34/17
D371,661 S * 7/1996 Linder D34/21
D371,879 S * 7/1996 Linder D34/21
D405,580 S * 2/1999 Vanderminden D34/21
D427,404 S * 6/2000 Glass D34/19
D452,357 S * 12/2001 Stravitz D34/17
D471,688 S * 3/2003 Van Landingham, Jr. D34/20
D486,618 S * 2/2004 Crosco, Sr. D34/17
D487,604 S * 3/2004 Van Landingham, Jr. D34/12

(Continued)

OTHER PUBLICATIONS

Amazon, "2-Tier Cart System", Oct. 9, 2019. https://www.amazon.com/Atlantic-23350326-2-Tier-Cart-System/dp/B075ZGR6MV/ref=sr_1_8?keywords=atlantic+cart+system+2+tier&qid=1570653714&sr=8-8. Shown in p. 1. (Year: 2019).*

Primary Examiner — Cynthia Ramirez

Assistant Examiner — Michael A Maharajh

(74) *Attorney, Agent, or Firm* — R. Lynette Wylie; Apex Juris, pllc.

(57) **CLAIM**

The ornamental design for a combined shelving unit and storage rack, as shown and described.

DESCRIPTION

FIG. 1 is a perspective view of a combined shelving unit and storage rack;

FIG. 2 is a front view thereof;

FIG. 3 is a back view thereof;

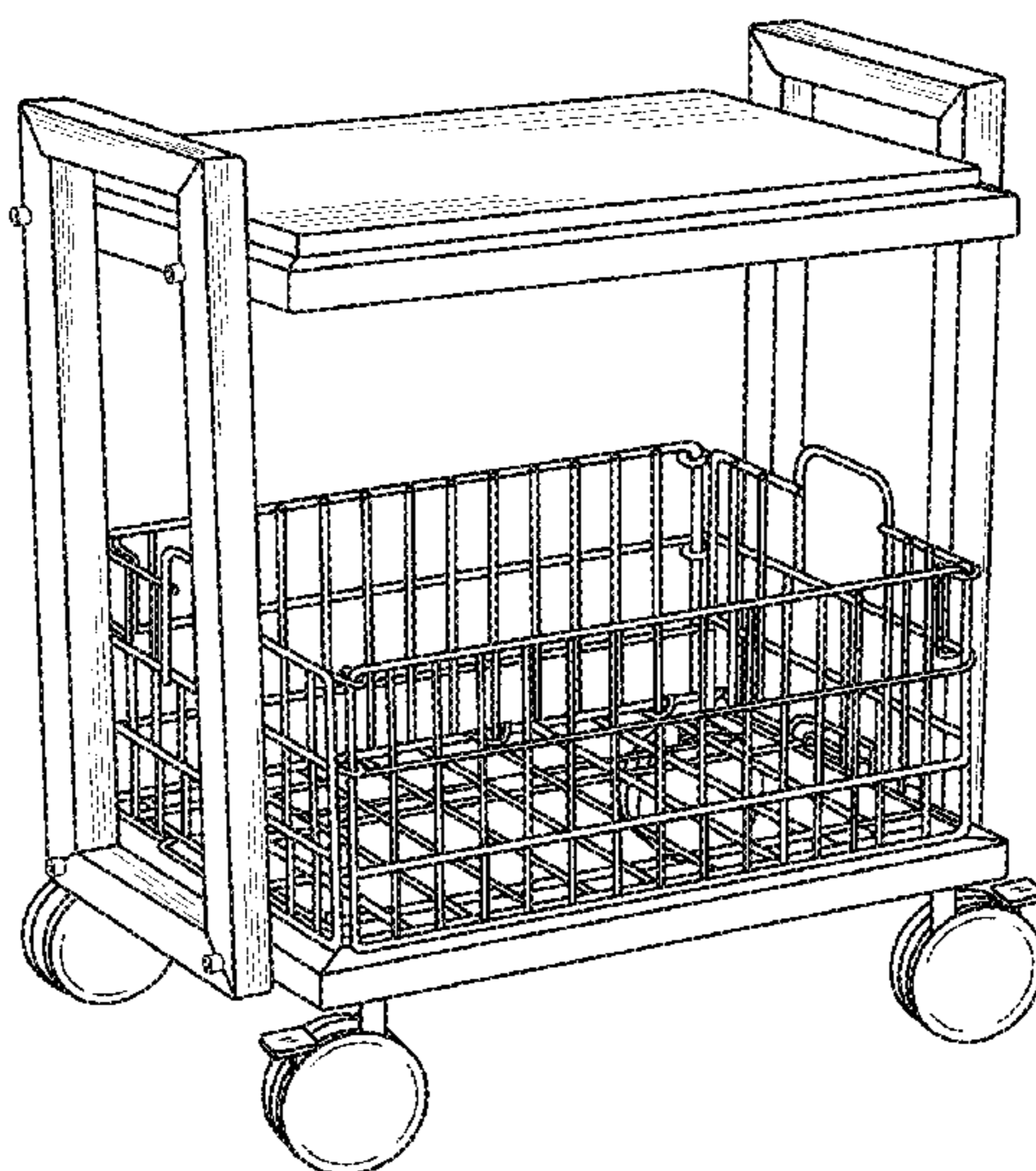
FIG. 4 is a right side view thereof;

FIG. 5 is a left side view thereof;

FIG. 6 is top plan view thereof; and,

FIG. 7 is bottom plan view thereof.

1 Claim, 5 Drawing Sheets



(56)

References Cited

U.S. PATENT DOCUMENTS

D493,019	S *	7/2004	Lovegrove	D34/17
8,690,183	B2 *	4/2014	Kainen	B62B 3/005
				280/47.18
D762,038	S *	7/2016	Miller	D34/27
D789,641	S *	6/2017	Schumaker	D34/21
D809,730	S *	2/2018	Churchvara	D34/21
D862,027	S *	10/2019	Lizotte	D34/21
2001/0005070	A1 *	6/2001	Kemnitzer	B62B 3/108
				280/33.991
2002/0030337	A1 *	3/2002	Calmeise	B62B 3/006
				280/47.35
2003/0160409	A1 *	8/2003	Hanson	B62B 3/006
				280/79.3
2004/0119257	A1 *	6/2004	Nelson	A47B 63/00
				280/47.35
2004/0227315	A1 *	11/2004	Van Ledingham, Jr.	A47B 31/00
				280/47.35
2010/0276910	A1 *	11/2010	Wise	B25H 1/04
				280/651
2013/0033014	A1 *	2/2013	Yang	B62B 3/02
				280/47.35
2017/0232988	A1 *	8/2017	Bernier	B62B 3/005
				280/47.35

* cited by examiner



FIG. 1

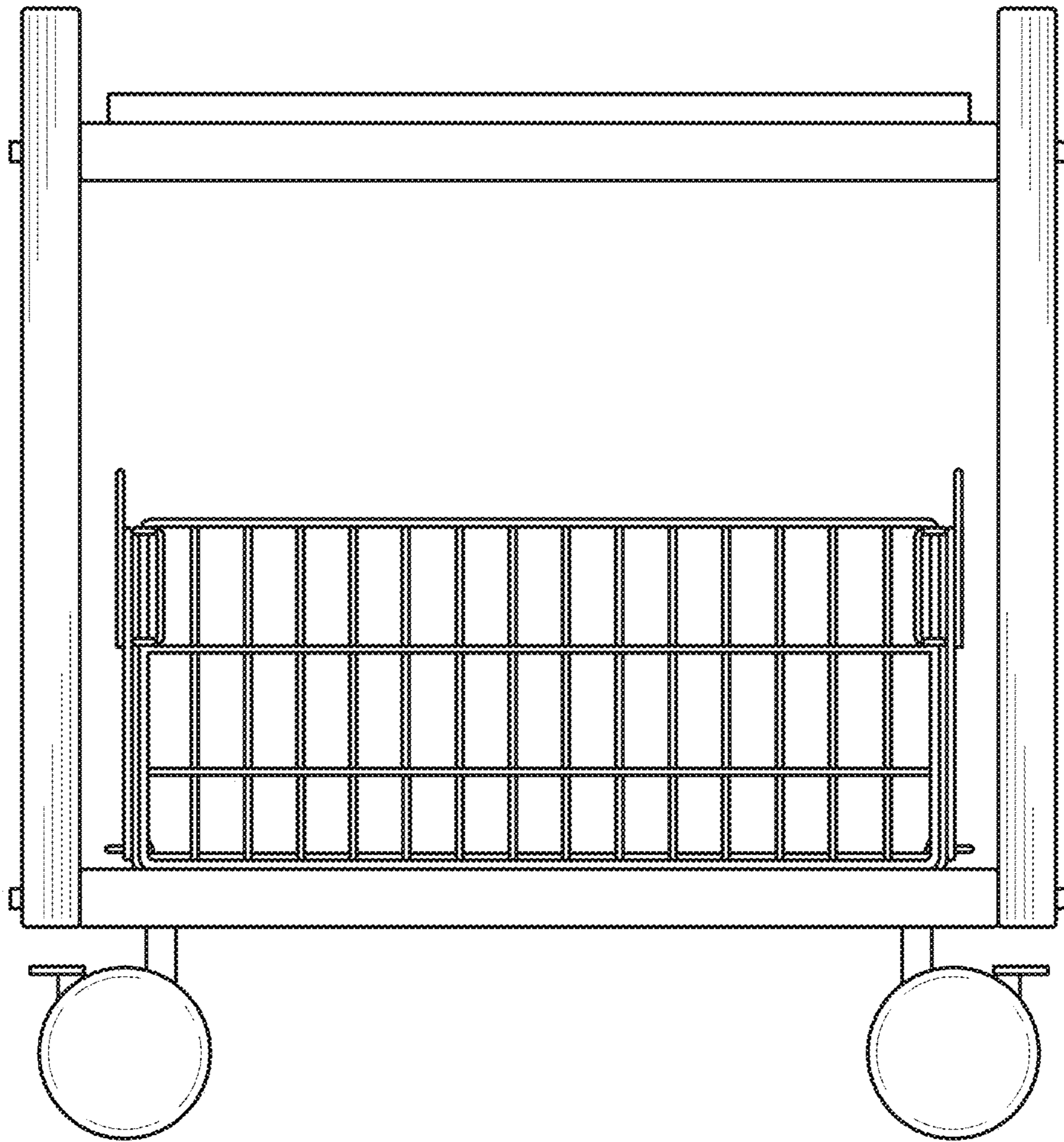


FIG. 2

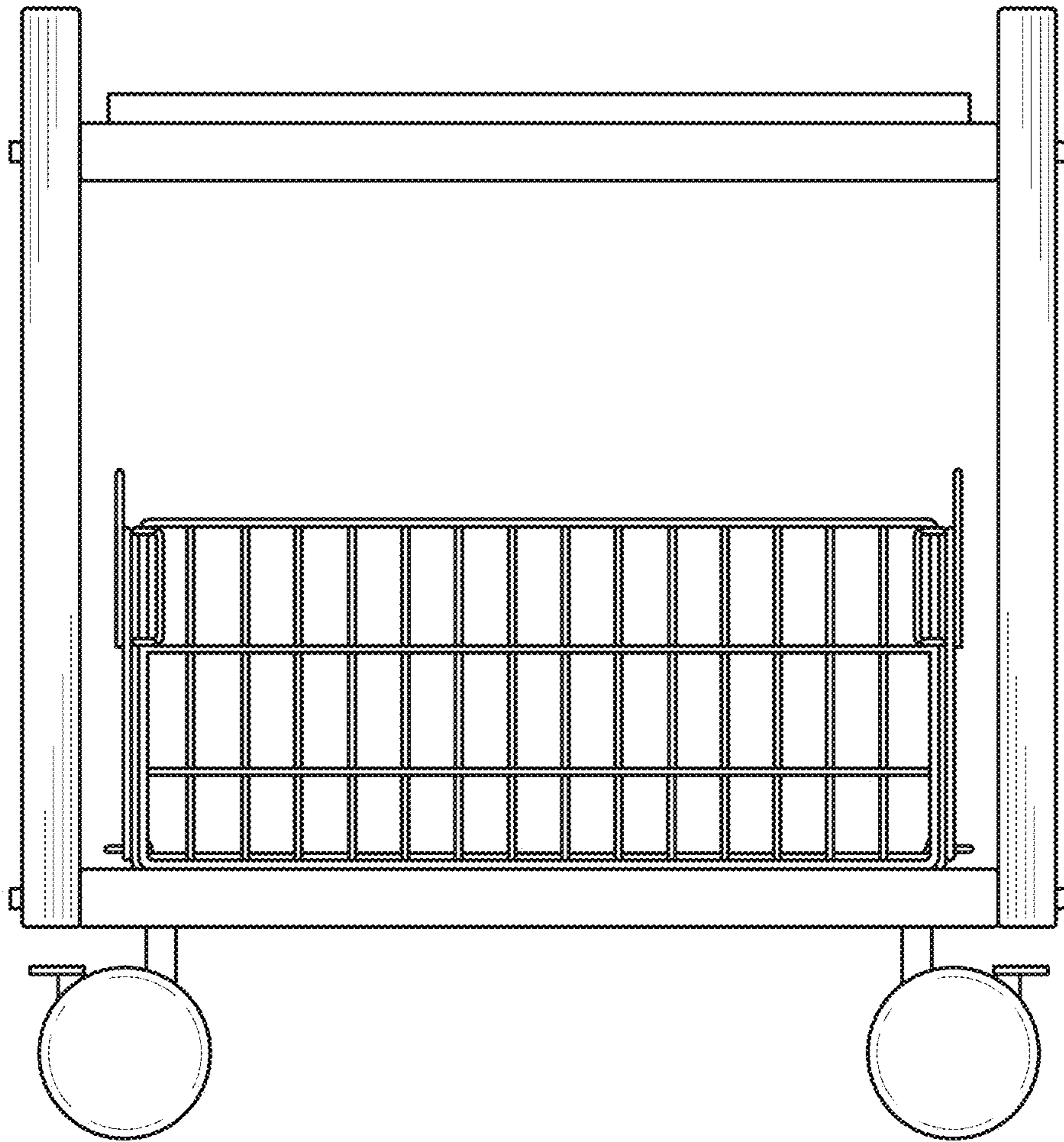


FIG. 3

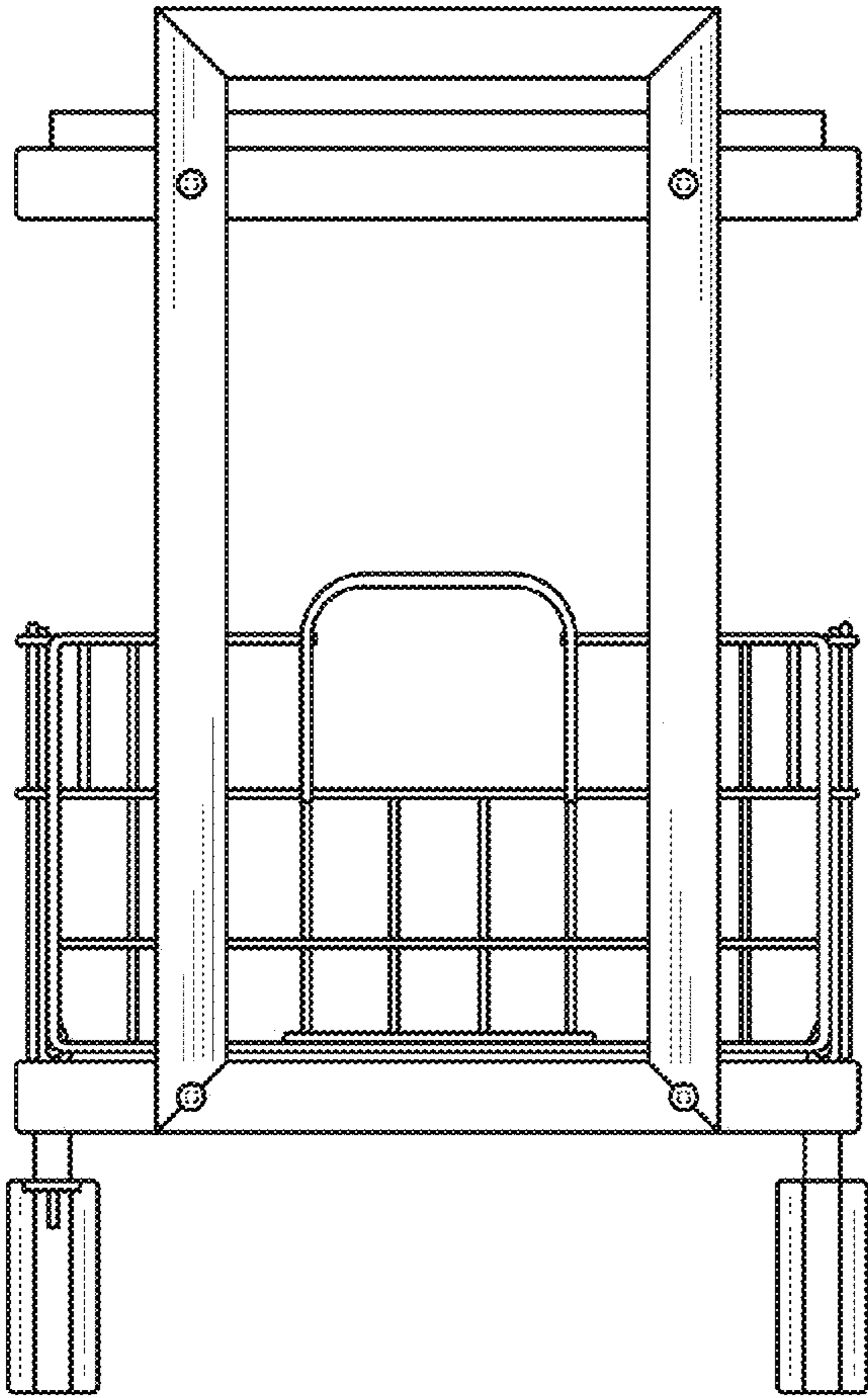


FIG. 4

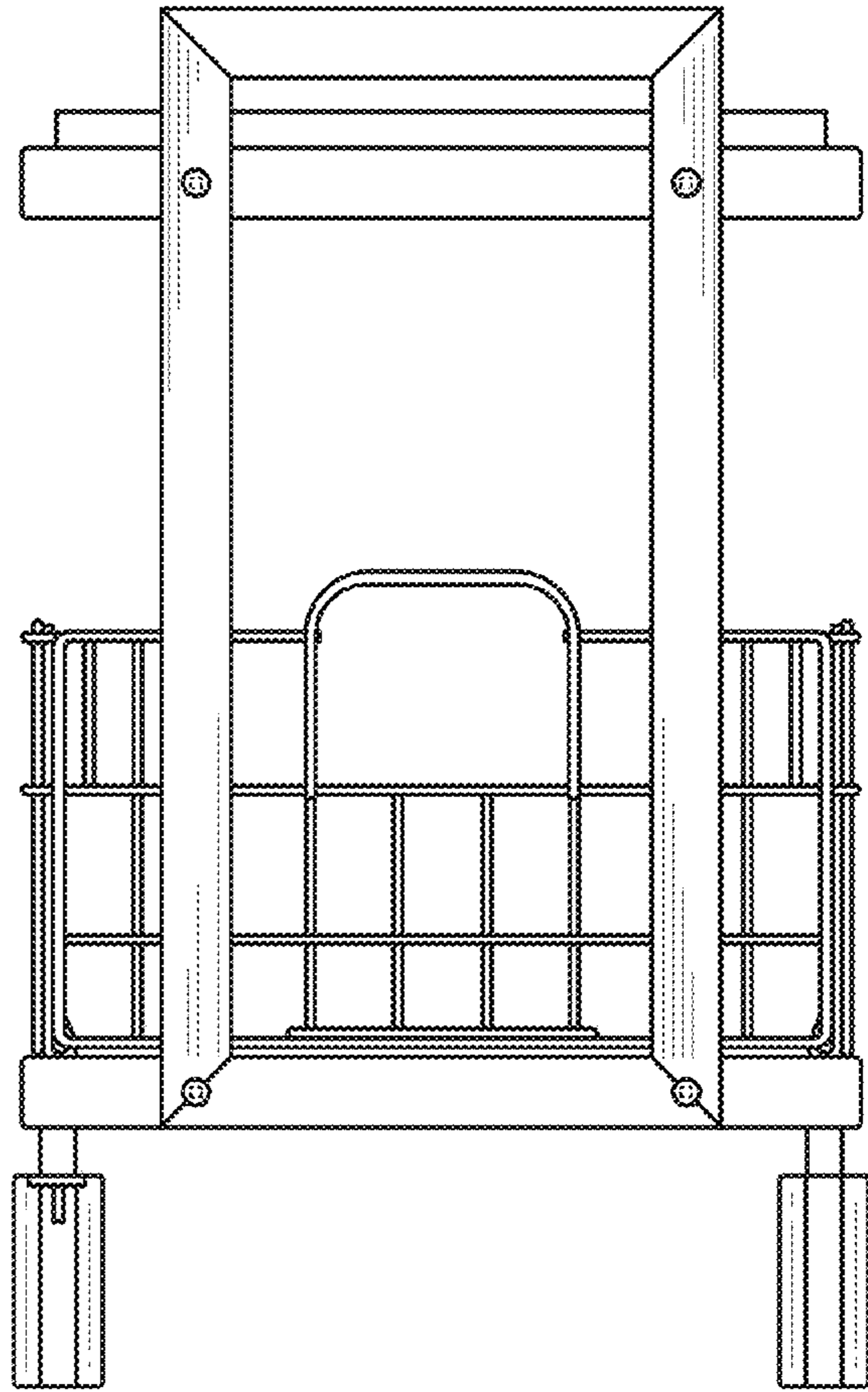


FIG. 5




FIG. 6

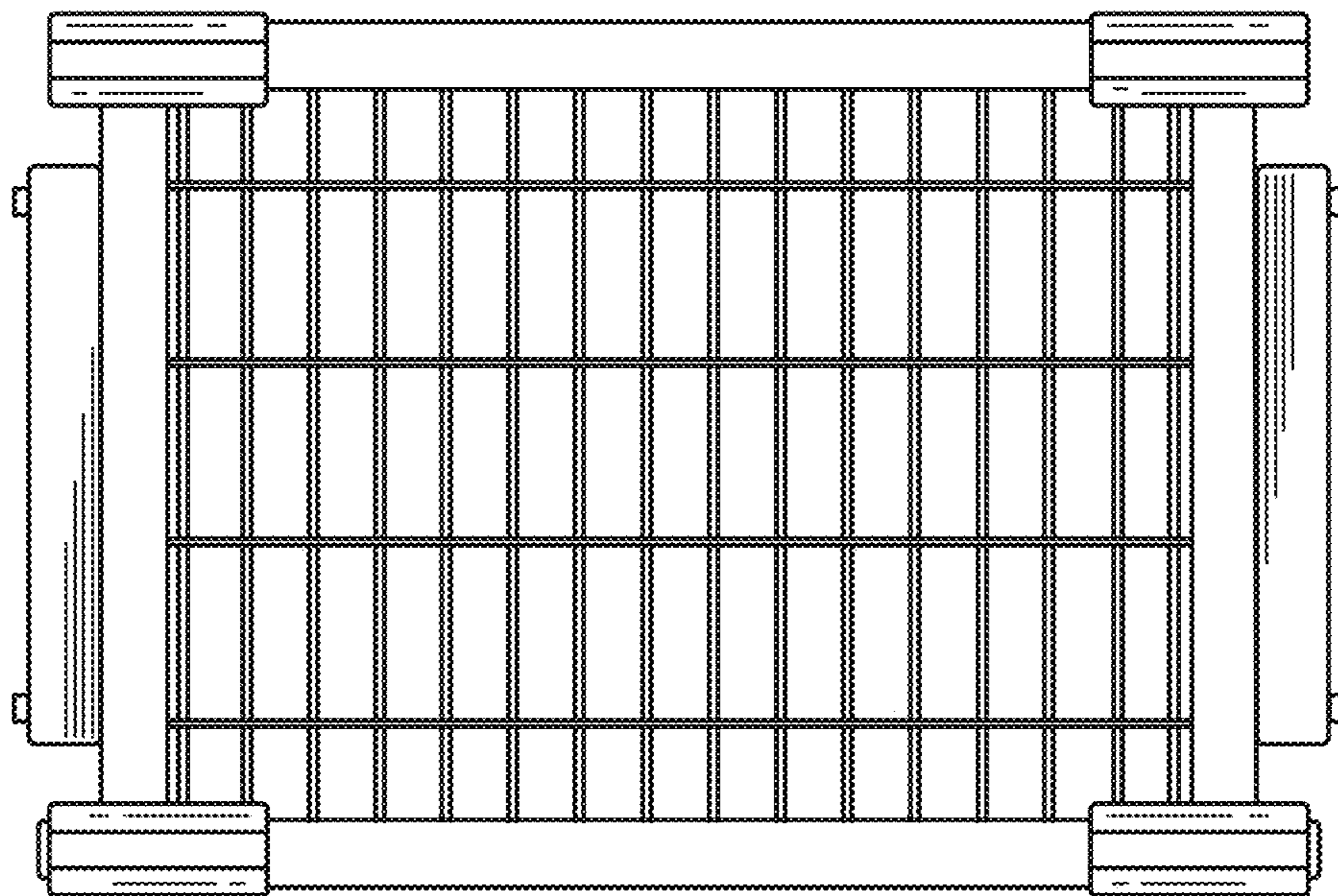


FIG. 7