

US00D869805S

(12) **United States Design Patent**
Catania

(10) **Patent No.:** **US D869,805 S**

(45) **Date of Patent:** **** Dec. 10, 2019**

- (54) **SPONGE**
- (71) Applicant: **Michael Ross Catania**, Laurel Springs, NJ (US)
- (72) Inventor: **Michael Ross Catania**, Laurel Springs, NJ (US)
- (73) Assignee: **Michael Ross Catania**, Laurel Springs, NJ (US)

(**) Term: **15 Years**

(21) Appl. No.: **29/656,657**

- (22) Filed: **Jul. 15, 2018**
- (51) **LOC (12) Cl.** **07-05**
- (52) **U.S. Cl.**
USPC **D32/40**
- (58) **Field of Classification Search**
USPC D32/40-43, 46, 50-52; D21/414, 427
CPC A47L 13/12; A47L 13/16; A47L 13/20;
A47L 1/06; A47L 13/17
See application file for complete search history.

(56) **References Cited**

U.S. PATENT DOCUMENTS

- 450,378 A * 4/1891 Robinson B24D 15/00
451/461
- 3,066,347 A * 12/1962 Vosbikian A47L 13/17
15/223
- 3,112,219 A * 11/1963 Politzer A47L 13/17
15/104.94
- 3,148,404 A * 9/1964 Jensen A47L 13/17
15/104.93
- 3,293,684 A * 12/1966 Tundermann A47K 7/03
15/104.94
- 3,611,468 A * 10/1971 Michael A47L 13/16
15/104.93
- 4,203,857 A * 5/1980 Dugan A47K 7/03
15/104.93
- 4,240,760 A * 12/1980 Levine A47K 7/03
401/201

- 4,510,641 A * 4/1985 Morris A47L 13/17
15/118
- 4,665,580 A * 5/1987 Morris A47L 13/17
15/118
- 4,674,237 A * 6/1987 Sullivan A47L 13/17
451/523
- D406,681 S * 3/1999 Kelly D32/40
- D473,027 S 4/2003 Pecaut et al.

(Continued)

FOREIGN PATENT DOCUMENTS

- CN 3456523 * 6/2005
- EM 001764242-0001 * 10/2010
- KR 300984489.0000 * 12/2018

OTHER PUBLICATIONS

Easy Grip Handle Scour Pad with Steel Wool, wantitall we site 2019, https://www.wantitall.co.za/...t-red-scouring-sponge-easy-grip-handle-scour-pad-with-steel-wool-color-coded-kitchen-tools-by-the_b07cm9z4s8, site visited Jun. 7, 2019.*

(Continued)

Primary Examiner — Eric L Goodman
Assistant Examiner — John R Yeh


(57) **CLAIM**

The ornamental design for a sponge, as shown and described.

DESCRIPTION

FIG. 1 is a perspective view of a sponge showing my new design;
FIG. 2 is front elevation view thereof;
FIG. 3 is a back elevation view thereof;
FIG. 4 is a left elevation view thereof;
FIG. 5 is a right elevation view thereof;
FIG. 6 is a top plan view thereof; and,
FIG. 7 is a bottom plan view thereof.

1 Claim, 7 Drawing Sheets



(56)

References Cited

U.S. PATENT DOCUMENTS

D495,842	S	9/2004	Minkley et al.	
D505,528	S	5/2005	Burt et al.	
7,232,364	B2 *	6/2007	Hibbard	A47L 13/17 15/104.93
D636,955	S *	4/2011	Armaly, Jr.	D32/40
D652,594	S	1/2012	Zemel	
D657,514	S	4/2012	Pedrizza Hernández et al.	
8,505,150	B2 *	8/2013	Armaly, Jr.	A47L 13/16 15/244.3
8,752,715	B1 *	6/2014	Dimock	A47L 17/00 206/562
D719,710	S	12/2014	Olson	
D732,781	S	6/2015	Gimbel	
D740,407	S *	10/2015	Kassouni	D24/101
D795,517	S	8/2017	Meier et al.	
9,930,884	B2 *	4/2018	Basu	A47L 13/17
2003/0097725	A1 *	5/2003	Smith	A47L 13/17 15/104.93
2004/0154118	A1 *	8/2004	Bohn	A47L 13/12 15/114
2016/0045094	A1 *	2/2016	Basu	A47L 13/17 424/409
2017/0112348	A1 *	4/2017	Chalifoux	A46B 5/02

OTHER PUBLICATIONS

Cleaning Sponge with steel wool, AHB Shop website 2019, <https://www.ahb-shop.com/en/Organisation/Car-Preparation-and-Cleaning/Care-Products/Cleaning-Sponge-with-steel-wool.html>, site visited Jun. 7, 2019.*

* cited by examiner

FIG.1




FIG.2




FIG.3



FIG.4




FIG.5




FIG.6




FIG.7

