



US00D869793S

(12) **United States Design Patent**  
**Casini**

(10) **Patent No.:** **US D869,793 S**

(45) **Date of Patent:** **\*\* \*Dec. 10, 2019**

- (54) **FLOOR CLEANING DEVICE**
- (71) Applicant: **Carl Freudenberg KG**, Weinheim (DE)
- (72) Inventor: **Luca Casini**, Milan (IT)
- (73) Assignee: **CARL FREUDENBERG KG**, Weinheim (DE)
- (\*) Notice: This patent is subject to a terminal disclaimer.
- (\*\*) Term: **15 Years**
- (21) Appl. No.: **29/595,181**
- (22) Filed: **Feb. 27, 2017**
- (30) **Foreign Application Priority Data**  
  - Aug. 30, 2016 (EM) ..... 003357292
- (51) **LOC (12) Cl.** ..... **15-05**
- (52) **U.S. Cl.**  
USPC ..... **D32/15; D32/51**
- (58) **Field of Classification Search**  
USPC ..... D32/15, 20, 22, 34, 31, 50, 25, 51, 38; D4/137  
CPC ..... A47L 9/2857; A47L 9/02; A47L 13/146; A47L 13/12; A47L 13/20  
See application file for complete search history.

- 7,540,056 B2 \* 6/2009 Dotterman ..... A47L 13/24 15/147.2
- D613,013 S \* 3/2010 Renner ..... D32/44
- D647,677 S \* 10/2011 Dammkoehler ..... D32/51
- D653,826 S \* 2/2012 Lee ..... D32/50
- D685,969 S \* 7/2013 Smith ..... D32/50
- D688,431 S \* 8/2013 Luedke ..... D32/32
- D691,342 S \* 10/2013 Schuller ..... D32/50
- D697,682 S \* 1/2014 Schuller ..... D32/50
- D716,010 S \* 10/2014 Howard ..... D32/51
- D761,505 S \* 7/2016 Tyler ..... D32/15
- D779,144 S \* 2/2017 Layevsky ..... D32/50
- D817,573 S \* 5/2018 Crawley ..... D32/50
- D818,233 S \* 5/2018 Palladino ..... D32/50
- D829,398 S \* 9/2018 Niedzwecki ..... D32/50
- D831,908 S \* 10/2018 Tyler ..... D32/15
- D833,097 S \* 11/2018 Niedzwecki ..... D32/50
- D833,098 S \* 11/2018 Niedzwecki ..... D32/50

(Continued)

*Primary Examiner* — Michelle E. Wilson  
(74) *Attorney, Agent, or Firm* — Leydig, Voit & Mayer, Ltd.

(57) **CLAIM**

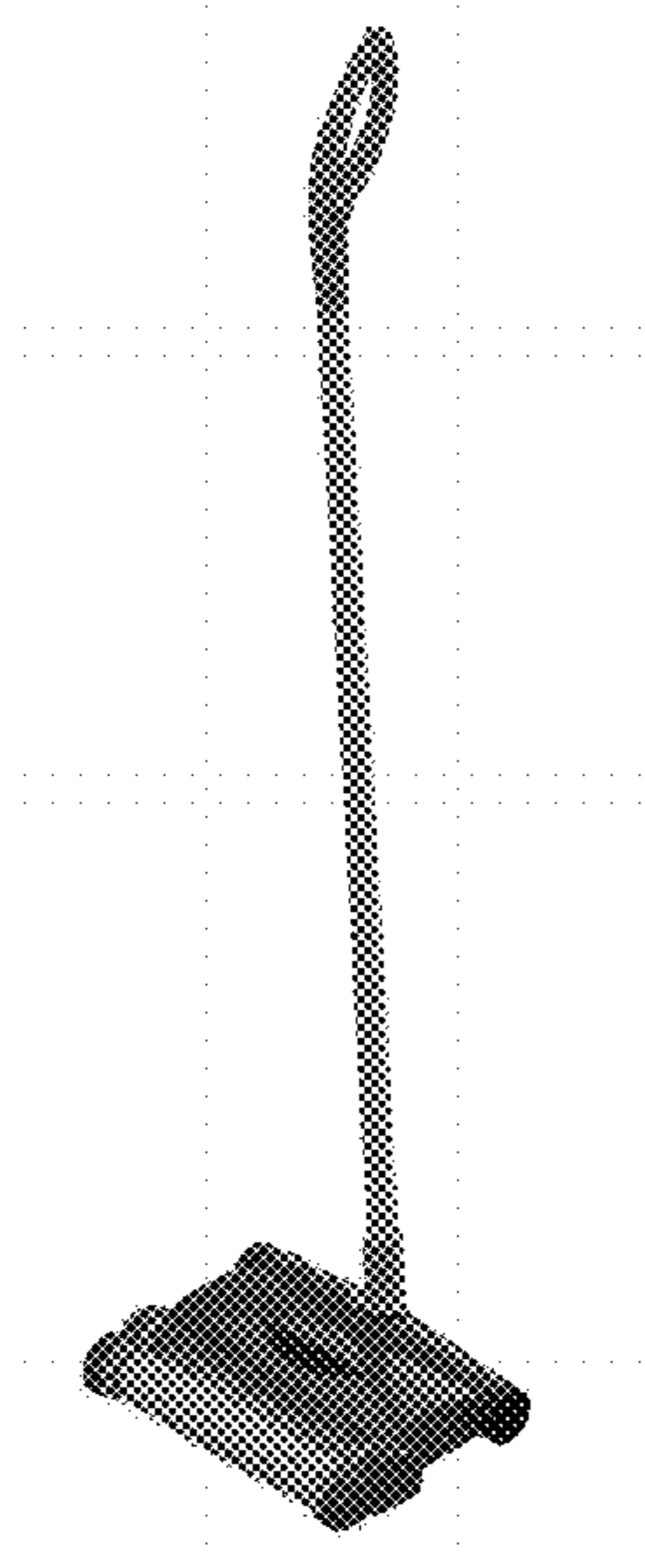
The ornamental design for a floor cleaning device, as shown.

**DESCRIPTION**

The patent or application file contains at least one drawing executed in color. Copies of this patent or patent application publication with color drawing(s) will be provided by the Office upon request and payment of the necessary fee.  
FIG. 1 is a top right front perspective view of the floor cleaning device showing my new design;  
FIG. 2 is a bottom plan view thereof;  
FIG. 3 is a rear elevational view thereof;  
FIG. 4 is a front elevational view thereof;  
FIG. 5 is a left side elevational view thereof;  
FIG. 6 is a right side elevational view thereof; and,  
FIG. 7 is a top plan view thereof.

**1 Claim, 7 Drawing Sheets**  
**(7 of 7 Drawing Sheet(s) Filed in Color)**

- (56) **References Cited**  
U.S. PATENT DOCUMENTS  
  - D412,401 S \* 8/1999 Stutzer ..... D32/51
  - D482,829 S \* 11/2003 Vosbikian ..... D32/45
  - D487,174 S \* 2/2004 Colman ..... D32/45
  - D490,952 S \* 6/2004 Ajluni ..... D32/50
  - D549,415 S \* 8/2007 Trotter ..... D32/50
  - D583,118 S \* 12/2008 Snyder ..... D32/51



(56)

**References Cited**

U.S. PATENT DOCUMENTS

D836,872 S \* 12/2018 Niedzwecki ..... D32/50  
D840,623 S \* 2/2019 Wang ..... D32/50

\* cited by examiner




Fig. 1





Fig. 2



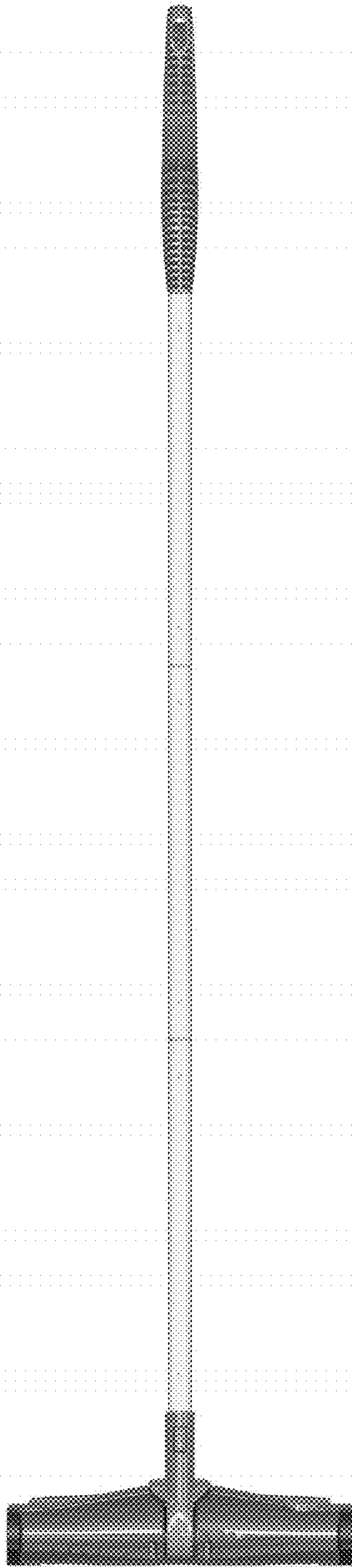


Fig. 3




Fig. 4




Fig. 5




Fig. 6






Fig. 7