



US00D869788S

(12) **United States Design Patent** (10) **Patent No.:** **US D869,788 S**
Seadler et al. (45) **Date of Patent:** **** Dec. 10, 2019**

(54) **SABERTOOTH-SHAPED ANIMAL TOY**
(71) Applicant: **PetSmart Home Office, Inc.**, Phoenix, AZ (US)
(72) Inventors: **Toby Hannah Seadler**, Phoenix, AZ (US); **Reyna Jew**, Phoenix, AZ (US); **Jeffrey Stocker Watson**, Phoenix, AZ (US)
(73) Assignee: **PetSmart Home Office, Inc.**, Phoenix, AZ (US)

D451,561 S * 12/2001 Bowerman D21/576
D568,948 S * 5/2008 Johnson D21/576
D647,670 S 10/2011 Byrne
D648,906 S 11/2011 Byrne
D650,538 S 12/2011 Anderson
D651,260 S * 12/2011 Stewart D21/652
D658,239 S * 4/2012 Stewart D21/596
D671,995 S * 12/2012 Stewart D21/618
D729,325 S * 5/2015 Allen D21/576
9,282,724 B2 4/2016 Nunn
D775,695 S * 1/2017 Zipf D21/576
D784,464 S * 4/2017 Ellis D21/576
D797,211 S * 9/2017 Jiencke D21/652

(**) Term: **15 Years**

(21) Appl. No.: **29/653,264**

(22) Filed: **Jun. 13, 2018**

(51) **LOC (12) Cl.** **30-99**

(52) **U.S. Cl.**
USPC **D30/160; D21/619**

(58) **Field of Classification Search**
USPC **D30/160; D21/576-595, 598-605, 606, D21/609, 610-620; D6/598; D11/158, D11/159, 162**

CPC ... **A63H 3/00; A63H 3/02; A63H 3/06; A63H 3/08; A63H 3/10; A63H 3/16; A63H 3/20; A63H 7/00; A63H 13/00; A63H 11/18; A63H 11/20**

See application file for complete search history.

(56) **References Cited**

U.S. PATENT DOCUMENTS

D374,520 S 10/1996 Plunk
D374,748 S 10/1996 Plunk
D378,151 S 2/1997 Plunk
D420,237 S * 2/2000 Rosenstadt 5/636
D424,255 S * 5/2000 Bionde D21/659
D433,862 S * 11/2000 Rosenstadt D21/604
D434,260 S * 11/2000 Rosenstadt D21/604

FOREIGN PATENT DOCUMENTS

CN 302064742 9/2012

* cited by examiner

Primary Examiner — Sheryl Lane

Assistant Examiner — Aula Soroush

(74) *Attorney, Agent, or Firm* — Duane Morris LLP

(57) **CLAIM**

We claim the ornamental design for a sabertooth-shaped animal toy, as shown and described.

DESCRIPTION

FIG. 1 is a perspective view of a sabertooth-shaped animal toy showing our new design.

FIG. 2 is a front elevational view thereof;

FIG. 3 is a rear elevational view thereof;

FIG. 4 is a left side elevational view thereof;

FIG. 5 is a right side elevational view thereof;

FIG. 6 is a top plan view thereof; and,

FIG. 7 is a bottom plan view thereof.

The broken lines in the figures represent portions of the sabertooth-shaped animal toy that form no part of the claimed design.

1 Claim, 7 Drawing Sheets





FIG. 1



FIG. 2




FIG. 3



FIG. 4



FIG. 5

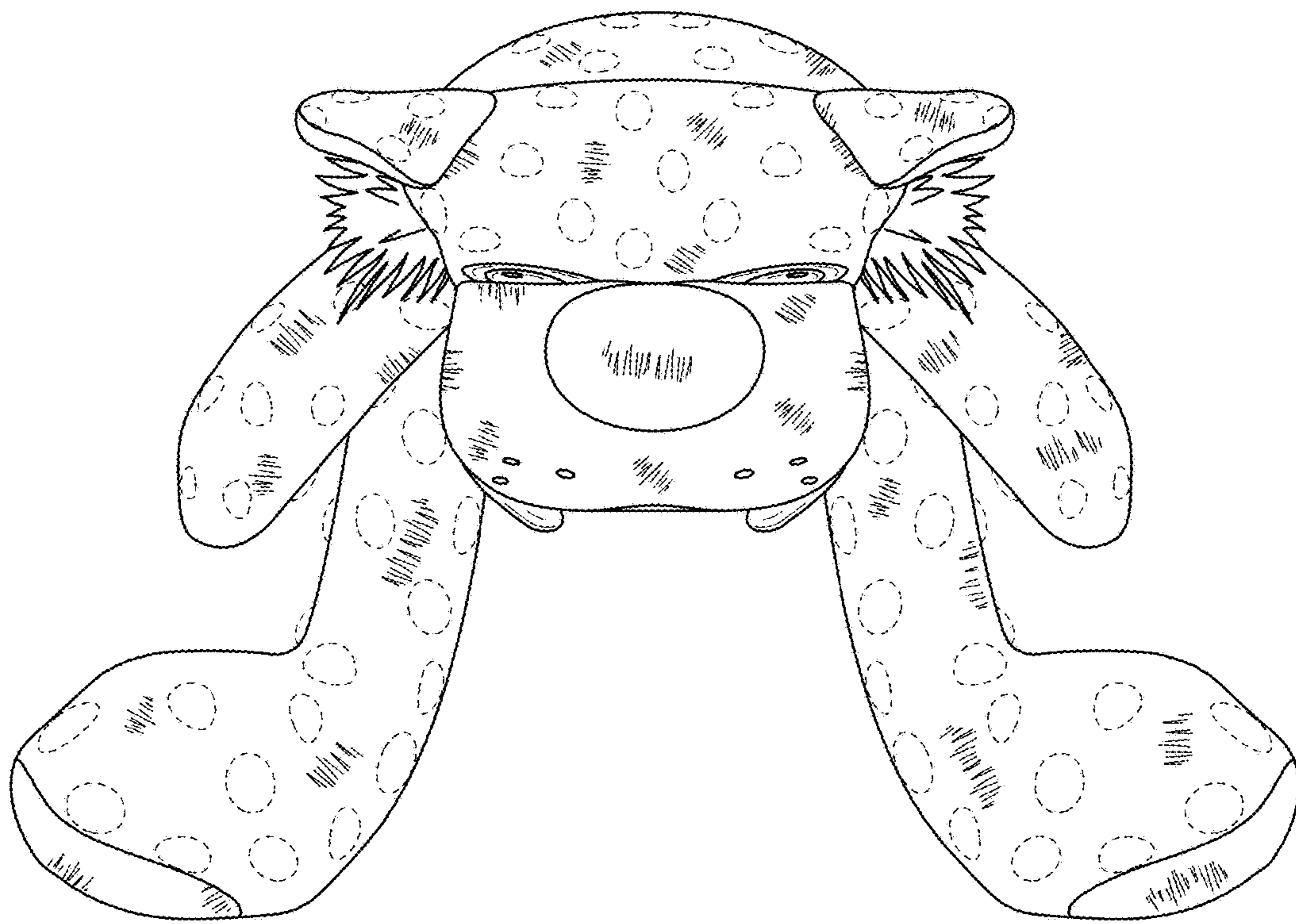


FIG. 6

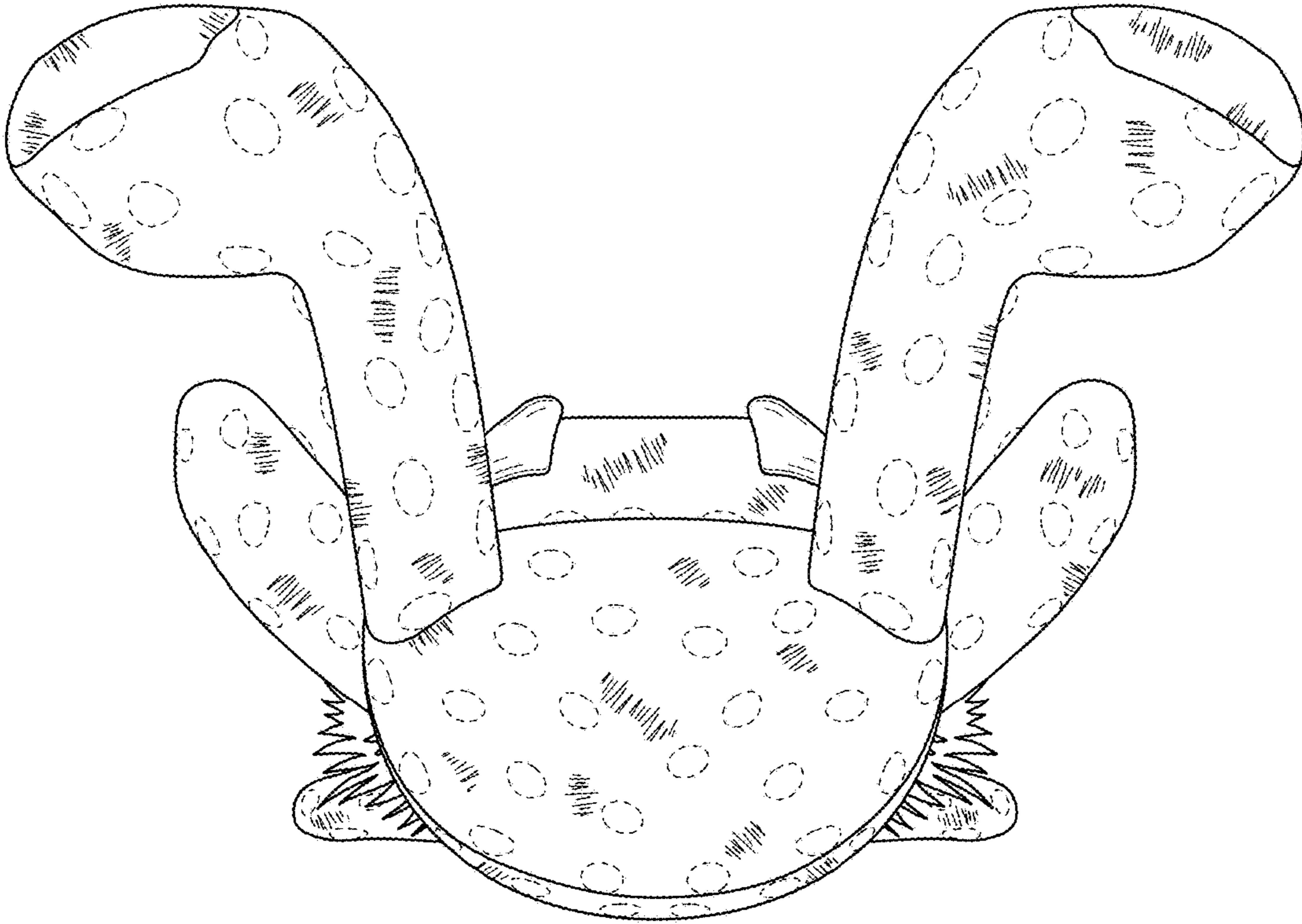


FIG. 7