

US00D869779S

(12) **United States Design Patent** (10) **Patent No.:** **US D869,779 S**
Vaccari (45) **Date of Patent:** **** Dec. 10, 2019**

(54) **PET CAGE**
(71) Applicant: **FERPLAST S.p.A.**, Castelgomberto (VI) (IT)

D828,645 S * 9/2018 Lamerton D30/114
D828,962 S * 9/2018 Lamerton D30/114
2002/0088409 A1* 7/2002 Huang A01K 31/06
119/459

(72) Inventor: **Nicola Vaccari**, Castelgomberto (IT)
(73) Assignee: **FERPLAST S.P.A.**, Castelgomberto (VI) (IT)

OTHER PUBLICATIONS

Barn 80, posted at ferplast.com, [online], acquired on Feb. 16, 2019. Available from Internet, <URL:https://www.ferplast.com/gb/rabbit-cages/barn-80.html>(Year 2019).*

(**) Term: **15 Years**

* cited by examiner

(21) Appl. No.: **29/622,330**

Primary Examiner — Sheryl Lane
Assistant Examiner — Aula Soroush

(22) Filed: **Oct. 16, 2017**

(74) *Attorney, Agent, or Firm* — Knobbe, Martens, Olson & Bear, LLP

(51) **LOC (12) Cl.** **30-02**

(52) **U.S. Cl.**
USPC **D30/114**

(57) **CLAIM**

(58) **Field of Classification Search**
USPC D30/118–119, 158, 160, 108, 109, 113,
D30/114, 115, 116, 117, 120; D21/520;
D6/601, 349, 595–597, 604, 382;
D8/333, 343, 354, 366, 373, 382, 383;
D25/48.1, 48.3, 152, 153, 154, 155, 156
CPC A01K 1/00; A01K 1/0272; A01K 1/0353;
A01K 1/035; A01K 1/0017; A01K
1/0245; A01K 1/0035; A01K 1/0151;
A47C 21/02

The ornamental design for a pet cage, as shown and described.

DESCRIPTION

See application file for complete search history.


FIG. 1 is front elevational view of a first embodiment of a pet cage in which a door of the pet cage is shown in a closed position showing, my new design;
FIG. 2 is a left side elevational view thereof; a right side elevational view is a mirror image of the left side elevational view;
FIG. 3 is a top plan view thereof;
FIG. 4 is an isometric view thereof, showing the door of the pet cage in a closed position;
FIG. 5 is an isometric view thereof, showing the door of the pet cage in an open position; and,
FIG. 6 is an isometric view of a second embodiment of the pet cage, in which a door of the pet cage is shown in a closed position, showing my new design. The left and right side elevational views are identical to FIG. 2.
The broken lines in the views depict portions of the pet cage that form no part of the claimed design.

(56) **References Cited**

U.S. PATENT DOCUMENTS

D827,940 S *	9/2018	Lamerton	D30/114
D827,941 S *	9/2018	Lamerton	D30/114
D827,942 S *	9/2018	Lamerton	D30/114
D827,943 S *	9/2018	Lamerton	D30/114
D827,944 S *	9/2018	Lamerton	D30/114
D827,945 S *	9/2018	Lamerton	D30/114
D828,642 S *	9/2018	Lamerton	D30/114
D828,643 S *	9/2018	Lamerton	D30/114
D828,644 S *	9/2018	Lamerton	D30/114

1 Claim, 6 Drawing Sheets



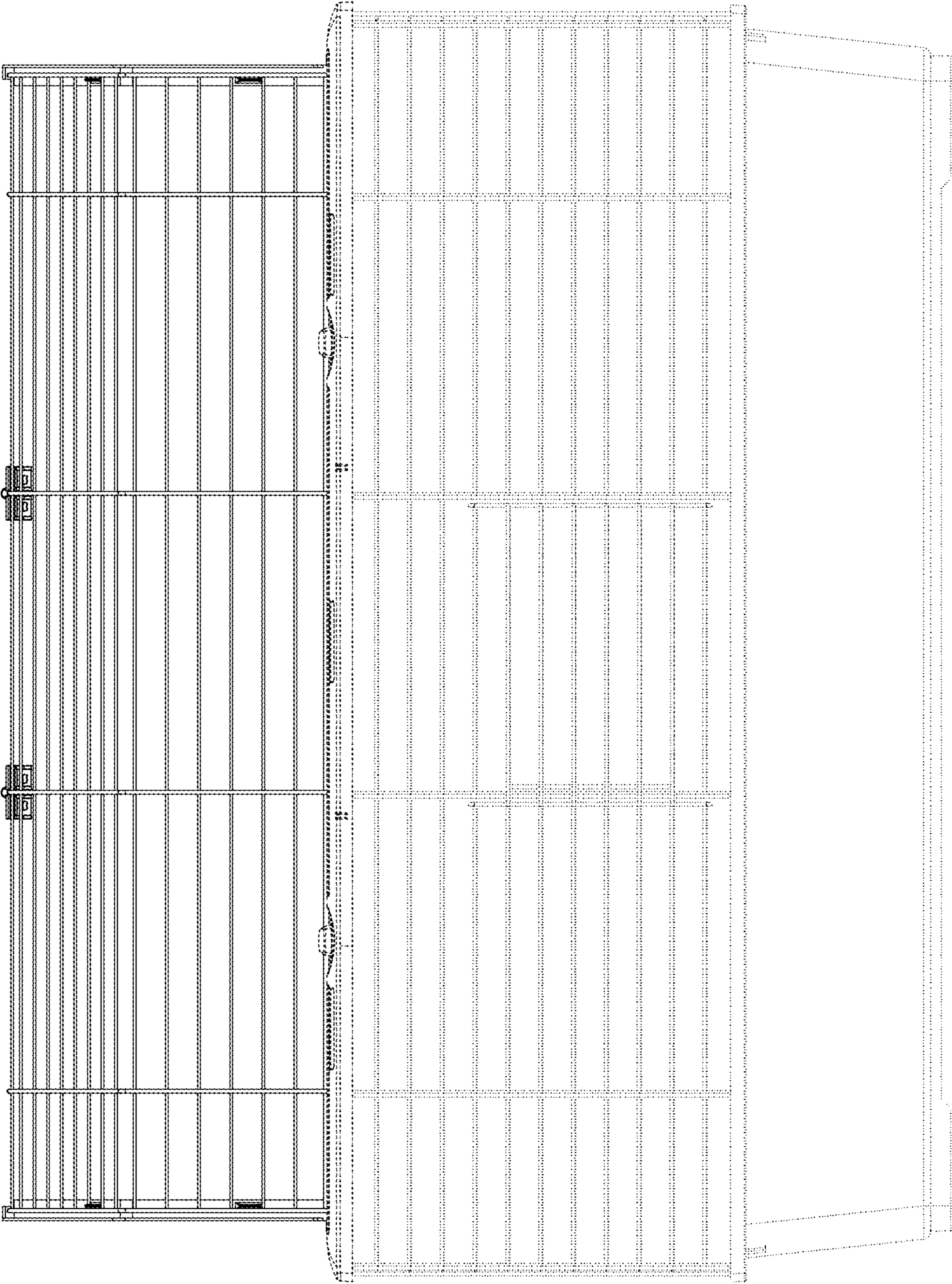


FIG. 1

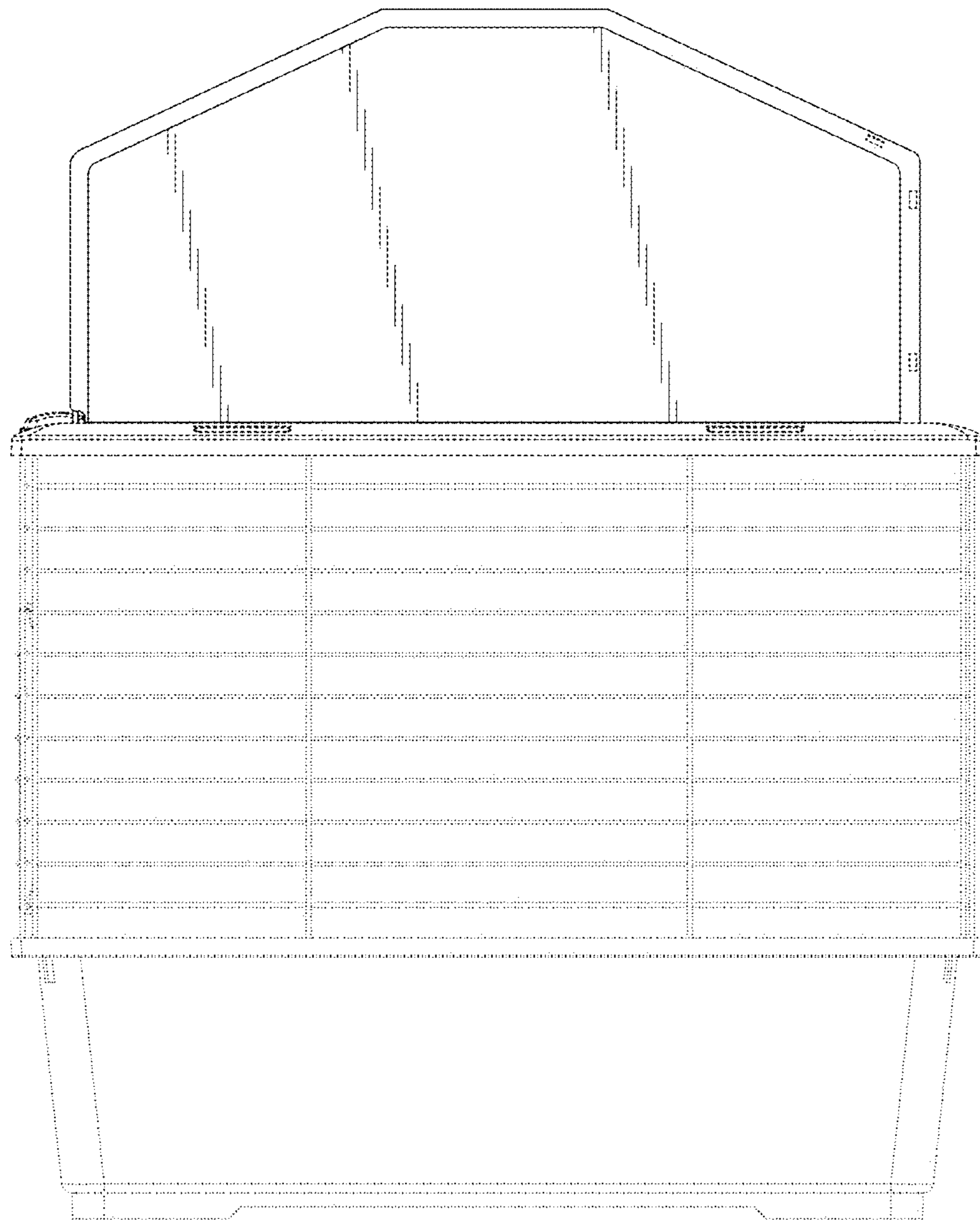


FIG. 2

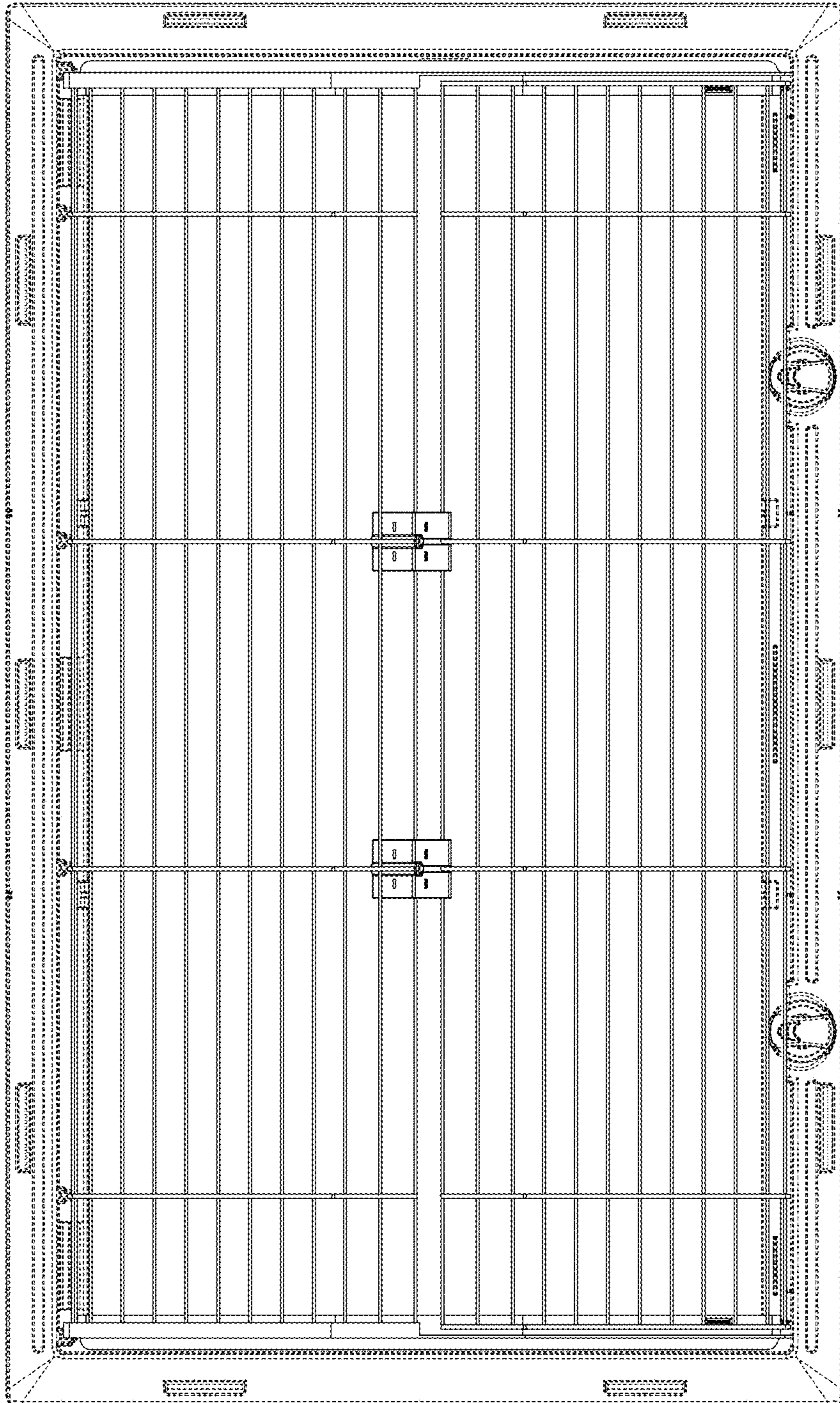
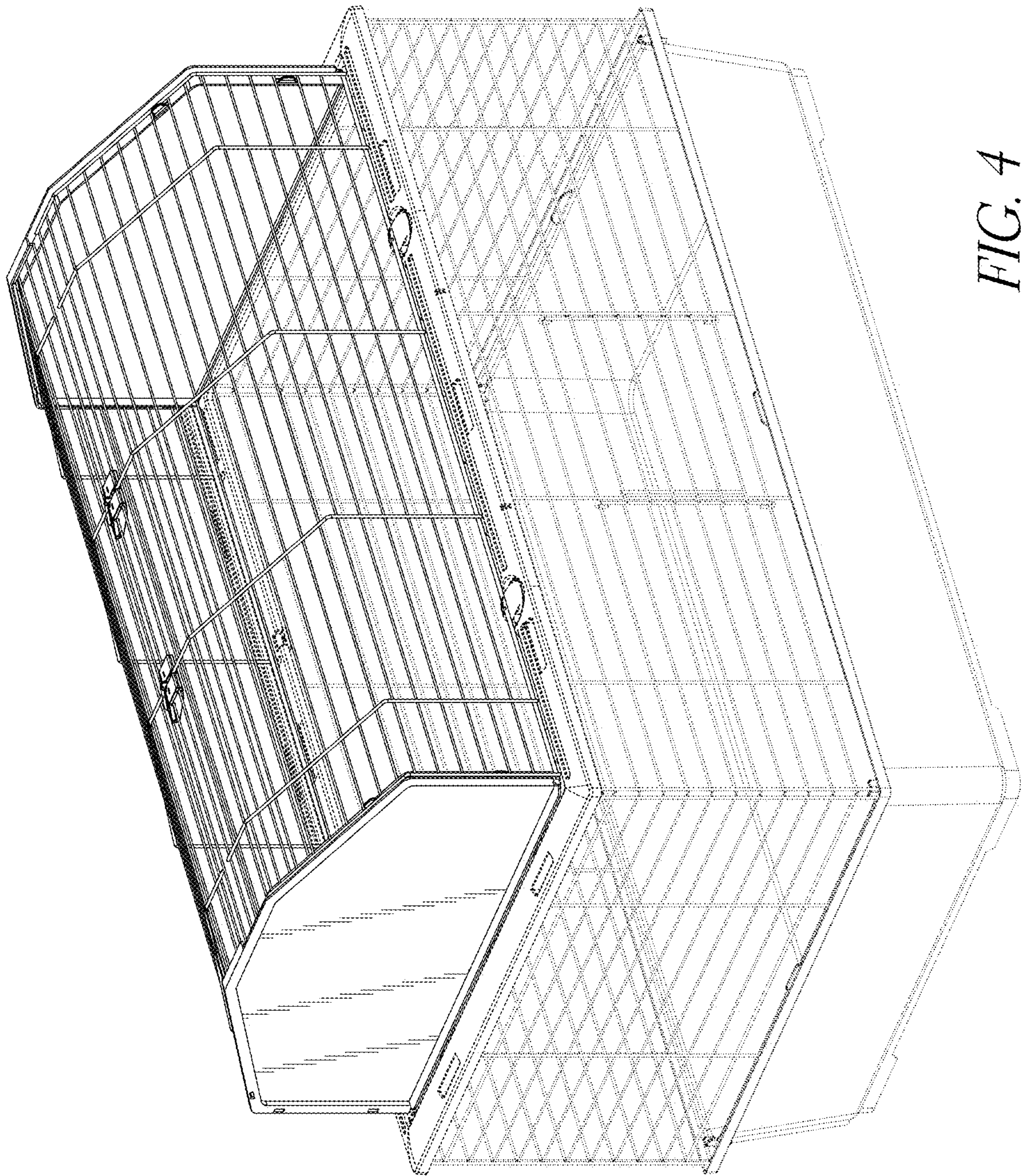


FIG. 3



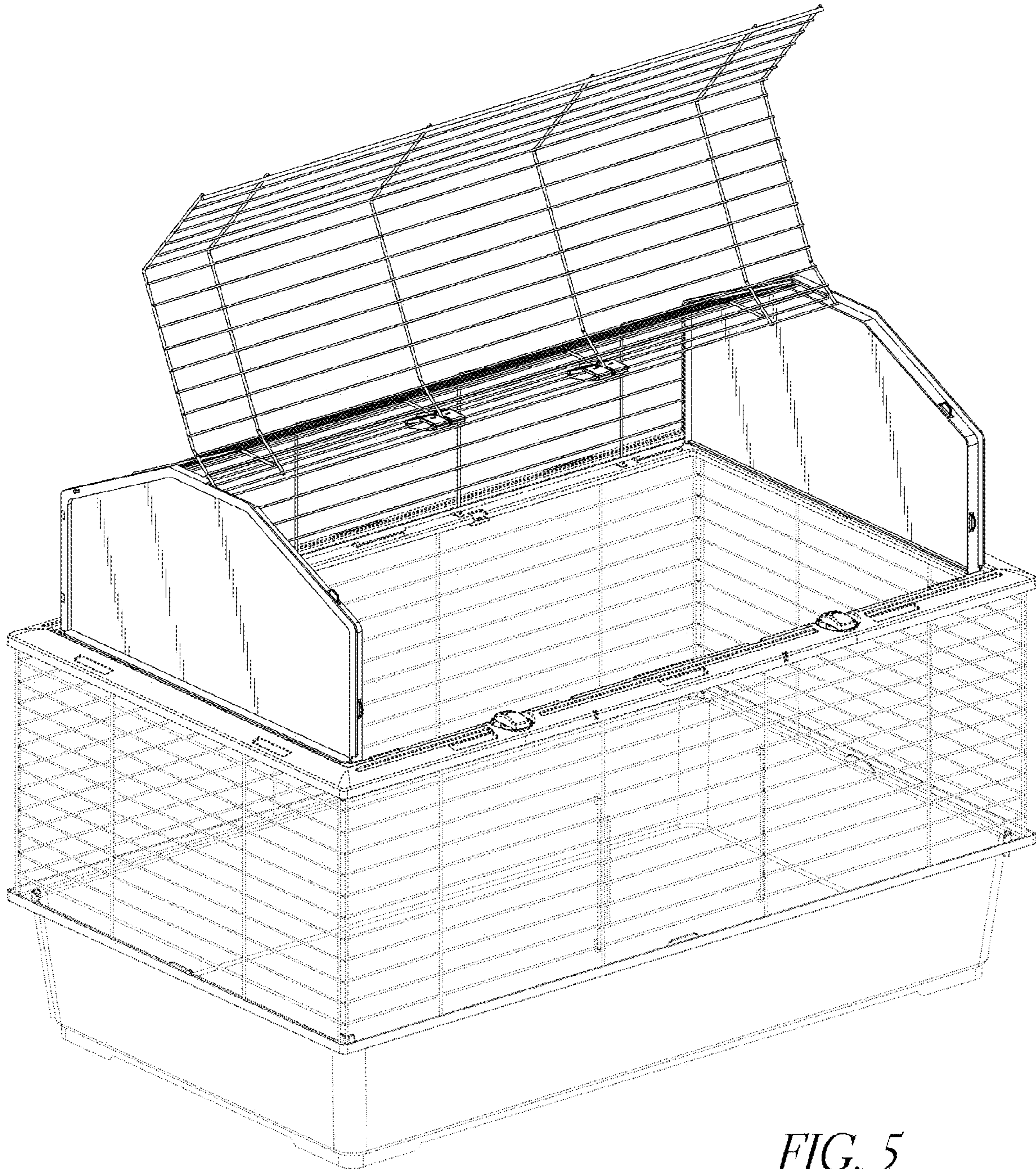


FIG. 5

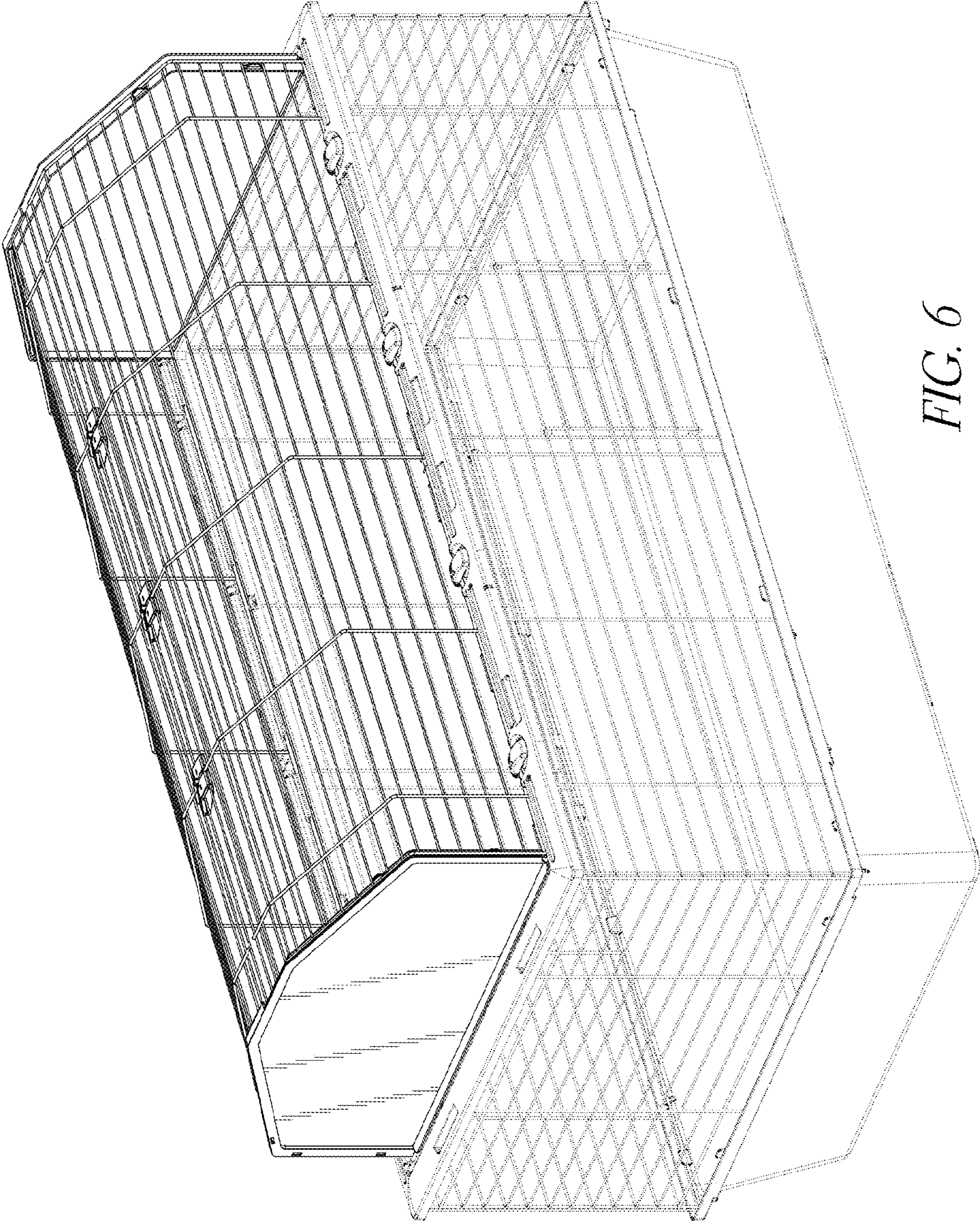


FIG. 6